



US00D526990S

(12) **United States Design Patent**  
**Slevin et al.**

(10) **Patent No.:** **US D526,990 S**

(45) **Date of Patent:** **\*\* Aug. 22, 2006**

(54) **SPEAKERPHONE**

(75) Inventors: **Michael R. Slevin**, Campbell, CA (US);  
**Richard S. Slevin**, Los Altos, CA (US);  
**Michael Simonian**, San Francisco, CA  
(US)

(73) Assignee: **ODI**, Mountain View, CA (US)

(\*\*) Term: **14 Years**

(21) Appl. No.: **29/210,792**

(22) Filed: **Aug. 5, 2004**

(51) **LOC (8) Cl.** ..... **14-03**

(52) **U.S. Cl.** ..... **D14/149; D14/240**

(58) **Field of Classification Search** ..... D14/138,  
D14/141.1-141.2, 147, 148, 149, 155, 215,  
D14/225, 227, 240, 243, 358; D10/104, 106,  
D10/116; 379/202.01, 205.01, 420.01-420.04,  
379/428.01-428.04, 432; 455/561, 562.1,  
455/569.1, 569.2

See application file for complete search history.

(56) **References Cited**

**U.S. PATENT DOCUMENTS**

D220,105 S	3/1971	Small	
D257,346 S	10/1980	Garrigus et al.	
D263,588 S	3/1982	Hillmer	
4,378,468 A	3/1983	Braun	
D292,283 S	10/1987	Matsuda et al.	
D300,322 S	3/1989	Lam	
D311,397 S	10/1990	Cheng	
D315,562 S	3/1991	Brown	
D326,452 S	* 5/1992	Roegner	..... D14/138
D327,479 S	6/1992	Britz	
D342,732 S	12/1993	Hinman et al.	
D355,416 S	2/1995	McCay et al.	

D367,274 S	2/1996	Gobindram
D382,266 S	8/1997	Wakefield
5,778,085 A	7/1998	Sasaki
D396,716 S	8/1998	Matsuda et al.
D406,841 S	3/1999	Myung
6,016,346 A	1/2000	Rittmueller et al.
D426,533 S	6/2000	Hughes et al.

(Continued)

**FOREIGN PATENT DOCUMENTS**

WO DM/051082 \* 2/2000

**OTHER PUBLICATIONS**

“Jabra SP500 Bluetooth Wireless Speakerphone”, 1 p including photo, [online], <URL:www.hellodirect.com/catalog/product.jhtml?PRODID=10518&CATID=2043>, site visited Feb. 20, 2006.\*

*Primary Examiner*—Jeffrey D. Asch

(74) *Attorney, Agent, or Firm*—Patent Law Offices of Michael E. Woods

(57) **CLAIM**

The ornamental design for a speakerphone, as shown.

**DESCRIPTION**

FIG. 1 is a perspective view of a speakerphone showing our new design;

FIG. 2 is a front view thereof;

FIG. 3 is a back view thereof;

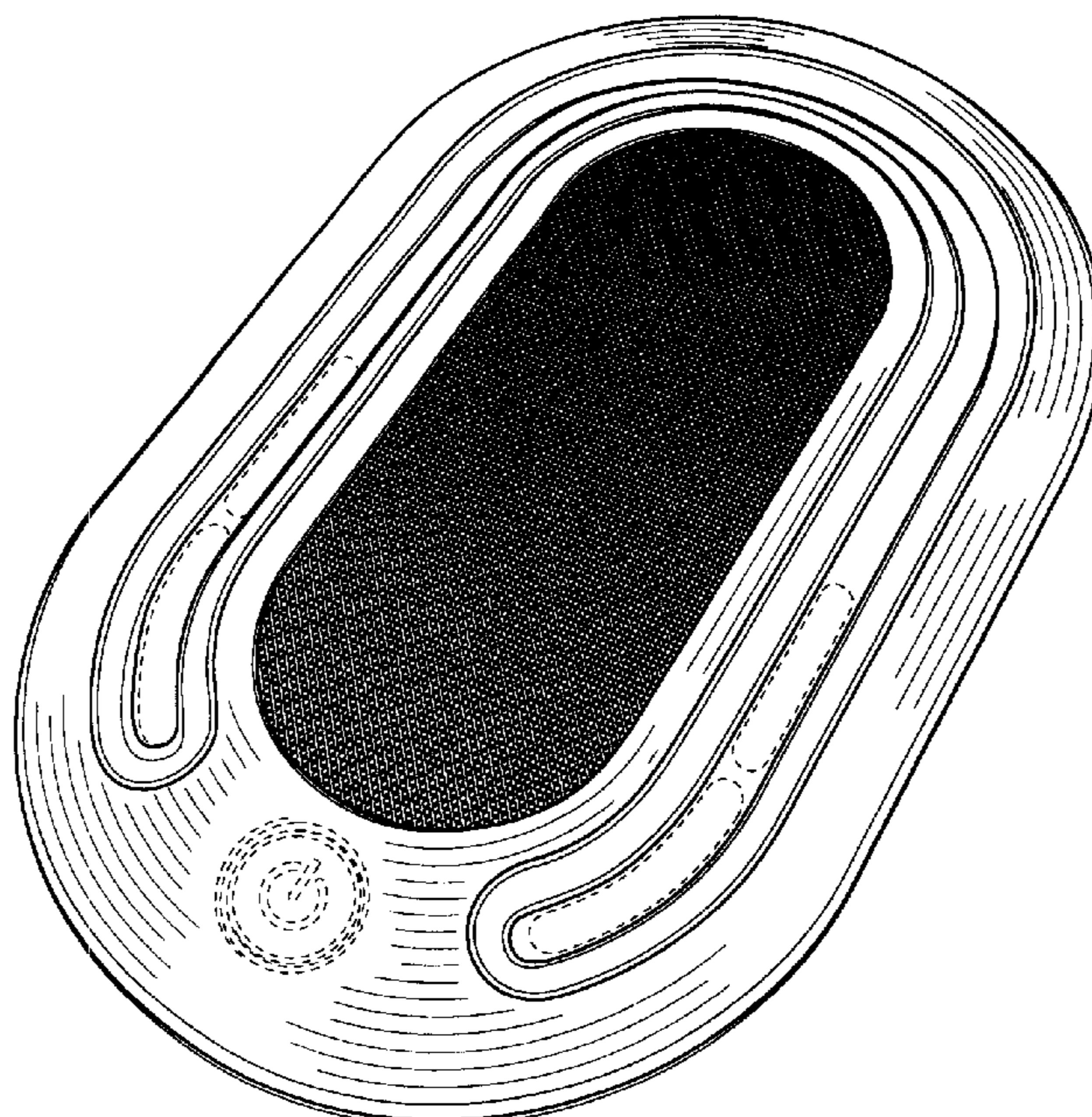
FIG. 4 is a left-hand view thereof;

FIG. 5 is a right-hand view thereof; and,

FIG. 6 is a top view thereof.

The broken line showings throughout the views are for illustrative purposes only and form no part of the claimed design.

**1 Claim, 4 Drawing Sheets**



# US D526,990 S

Page 2

---

U.S. PATENT DOCUMENTS			
D434,747 S	12/2000	Bird et al.	
D437,843 S	* 2/2001	Masui .....	D14/215
D444,777 S	7/2001	Bird et al.	
D449,285 S	10/2001	Wakefield et al.	
D449,286 S	10/2001	Wakefield et al.	
D454,558 S	3/2002	Song	
D457,150 S	5/2002	Chen	
D469,418 S	* 1/2003	Hsu .....	D14/142
D472,539 S	4/2003	Fletcher	
D474,169 S	5/2003	Fletcher	
D478,560 S	8/2003	Misrahi et al.	
D480,059 S	9/2003	Misrahi et al.	
D480,383 S	* 10/2003	Bolton et al. ....	D14/214
D481,370 S	10/2003	Popowski et al.	
D481,371 S	10/2003	Chen	
D485,825 S	* 1/2004	Yoneda .....	D14/215
D487,260 S	* 3/2004	Wang .....	D14/211
D488,794 S	* 4/2004	Chen .....	D14/150
D489,057 S	* 4/2004	Obata et al. ....	D14/225
D489,696 S	* 5/2004	Cho .....	D14/138
D491,164 S	* 6/2004	Hakoda .....	D14/211
D491,167 S	* 6/2004	Yokoyama .....	D14/215
D494,155 S	* 8/2004	Shindo et al. ....	D14/216
D494,157 S	* 8/2004	Wikel et al. ....	D14/240
D495,676 S	9/2004	Slevin et al.	
D496,031 S	* 9/2004	Ma et al. ....	D14/240
D500,484 S	* 1/2005	Deguchi .....	D14/167
D506,989 S	* 7/2005	Seil et al. ....	D14/155
2003/0027606 A1	* 2/2003	Tsai .....	455/568
2003/0053620 A1	3/2003	Chen	
2004/0224717 A1	* 11/2004	Hertzberg et al. ....	455/550.1
2005/0105740 A1	* 5/2005	Dyer .....	381/16

\* cited by examiner

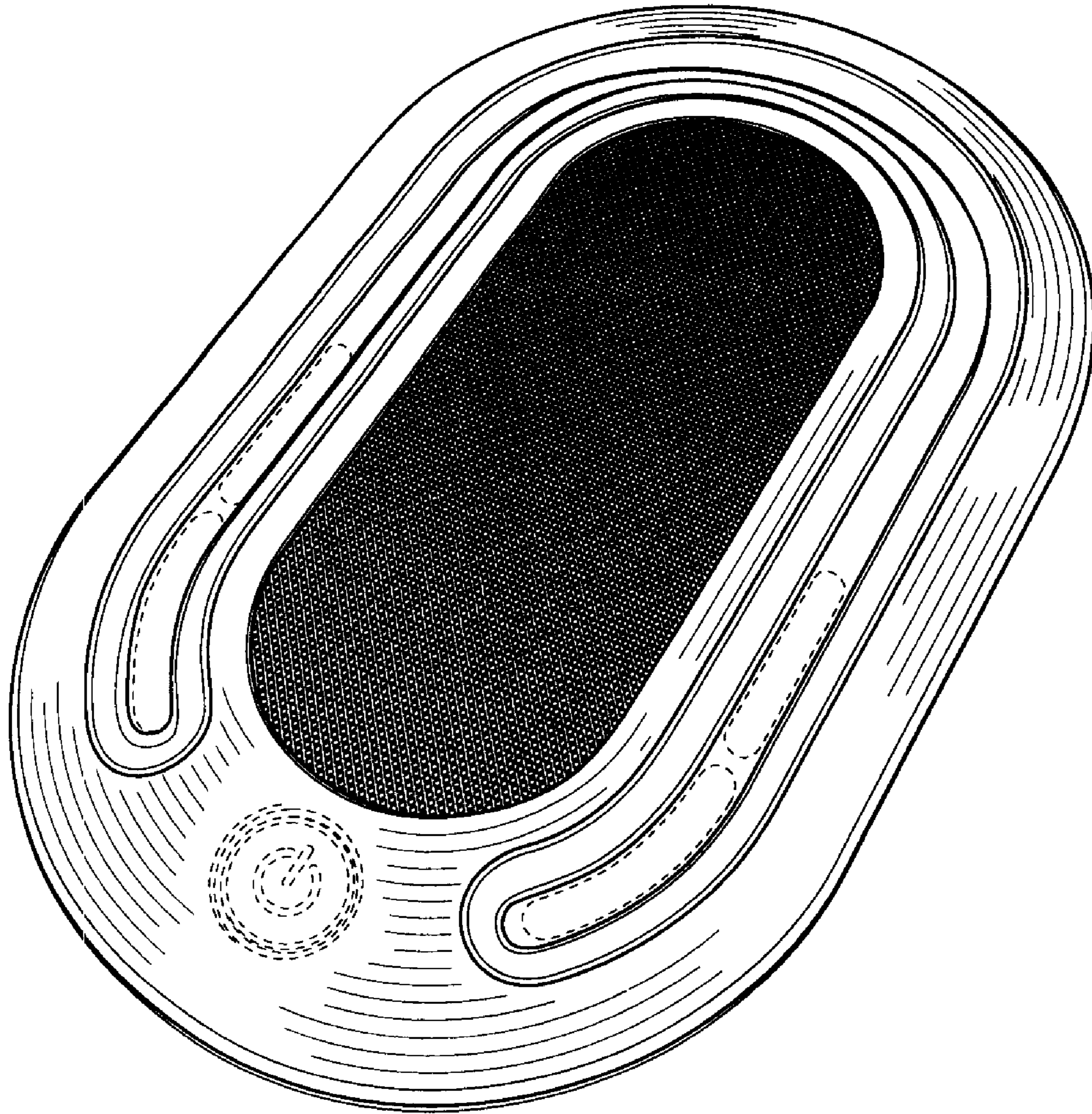


FIG. 1

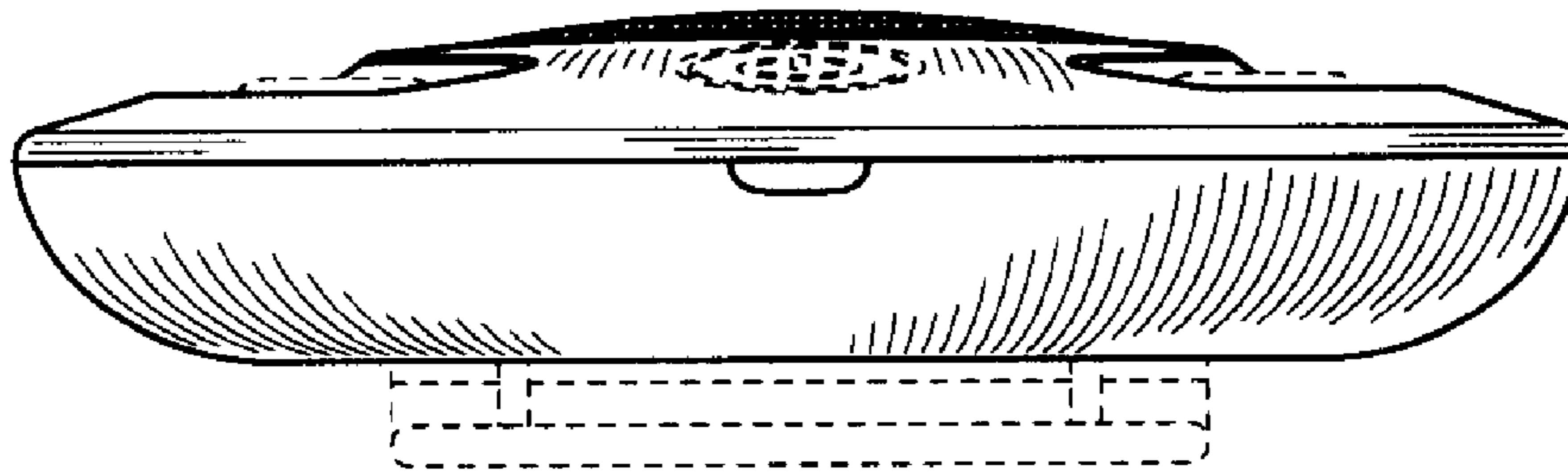


FIG. 2

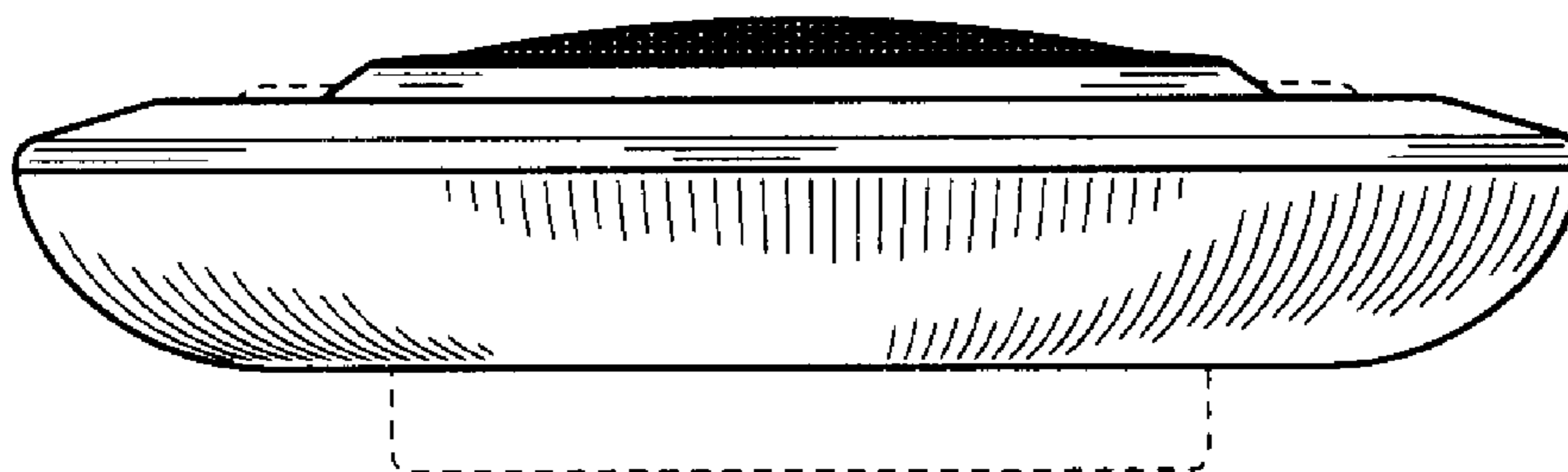


FIG. 3




FIG. 4

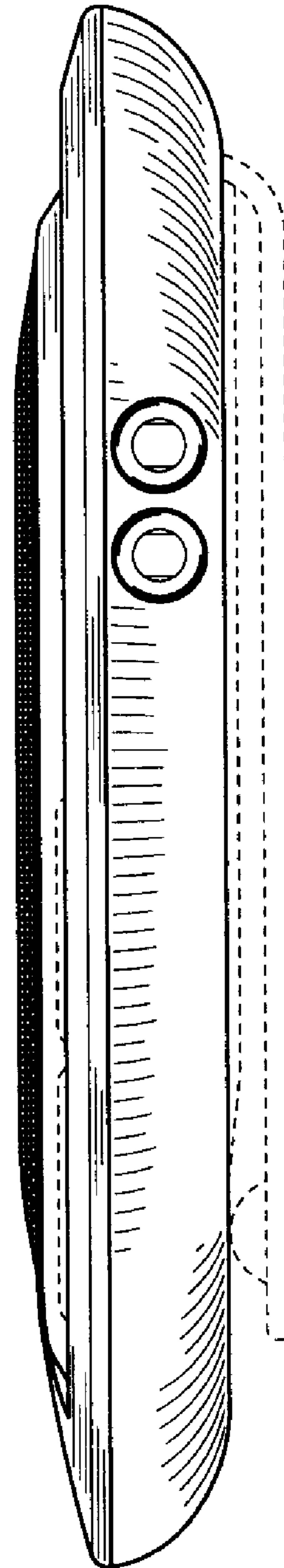


FIG. 5

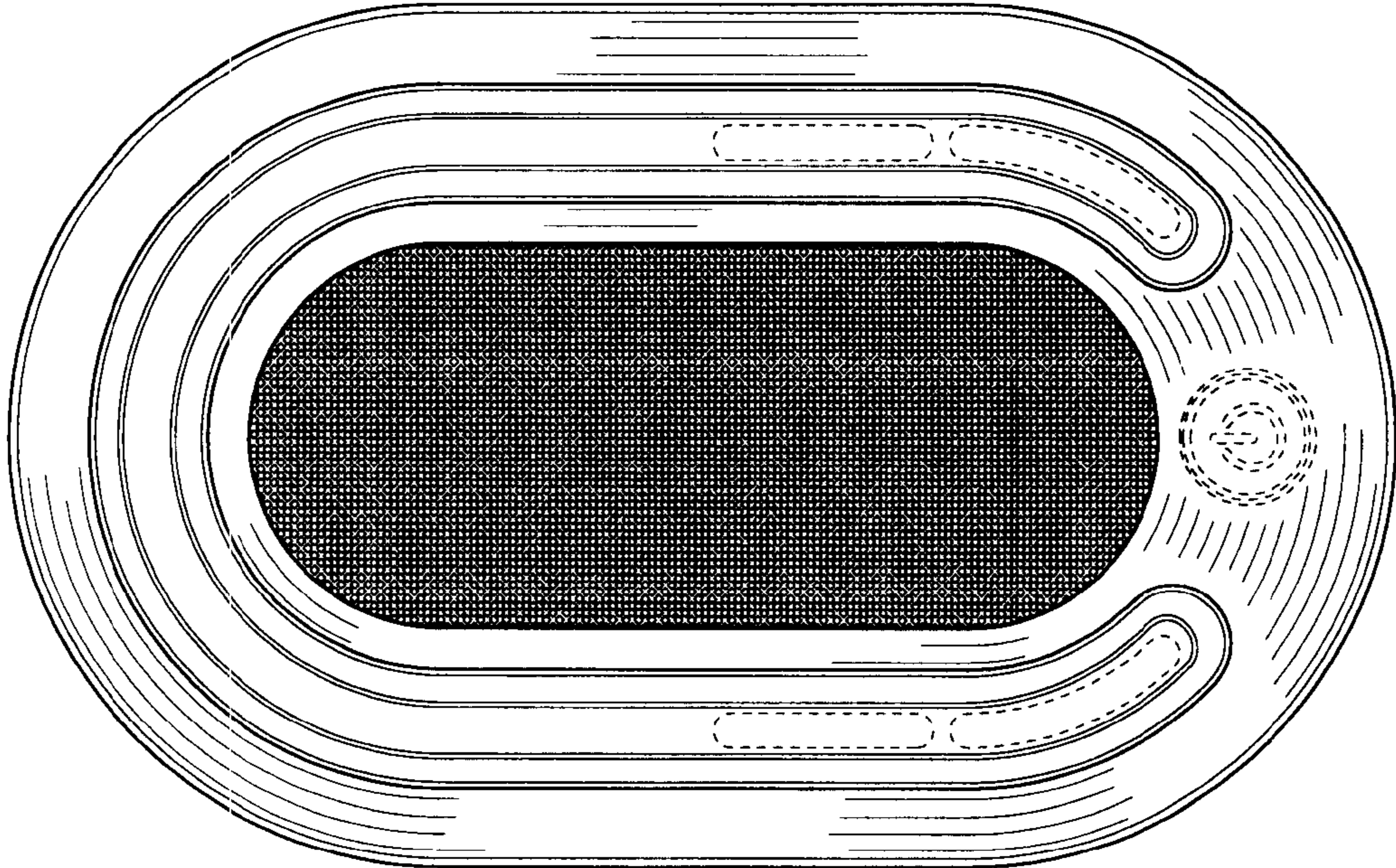


FIG. 6