



US00D526976S

(12) **United States Design Patent** (10) **Patent No.:** **US D526,976 S**  
**Voege** (45) **Date of Patent:** **\*\* Aug. 22, 2006**

(54) **TELEVISION SET**  
(75) Inventor: **Michael Voege**, Sunnyvale, CA (US)  
(73) Assignee: **Hannspree Inc.**, Taipei (TW)  
(\*\*) Term: **14 Years**

D454,563 S \* 3/2002 Brown et al. .... D14/342  
D478,080 S \* 8/2003 Wu ..... D14/374  
D481,728 S \* 11/2003 Olson et al. .... D14/375  
D489,341 S \* 5/2004 Liu et al. .... D14/126  
D491,901 S \* 6/2004 Chin et al. .... D14/134  
D498,757 S \* 11/2004 Serbinski et al. .... D14/375  
6,937,464 B1 \* 8/2005 Adams et al. .... D14/334

\* cited by examiner

(21) Appl. No.: **29/231,611**  
(22) Filed: **Jun. 7, 2005**  
(30) **Foreign Application Priority Data**

Dec. 10, 2004 (TW) ..... 93307533

(51) **LOC (8) Cl.** ..... **14-03**  
(52) **U.S. Cl.** ..... **D14/126**  
(58) **Field of Classification Search** ..... D14/125-134,  
D14/239, 371, 136, 374-377; 312/7.2; 348/836,  
348/838, 180, 184, 325, 739; 341/12; 248/917-924,  
248/465; 345/104, 133, 156, 168, 87, 173;  
720/605, 669, 600, 655; 369/99, 197; 455/344-347  
See application file for complete search history.

(56) **References Cited**

**U.S. PATENT DOCUMENTS**

2,695,965 A \* 11/1954 Blair ..... 378/171  
D451,097 S \* 11/2001 Schmeisser et al. .... D14/341

*Primary Examiner*—Raphael Barkai  
(74) *Attorney, Agent, or Firm*—Thomas, Kayden,  
Horstemeyer & Risley

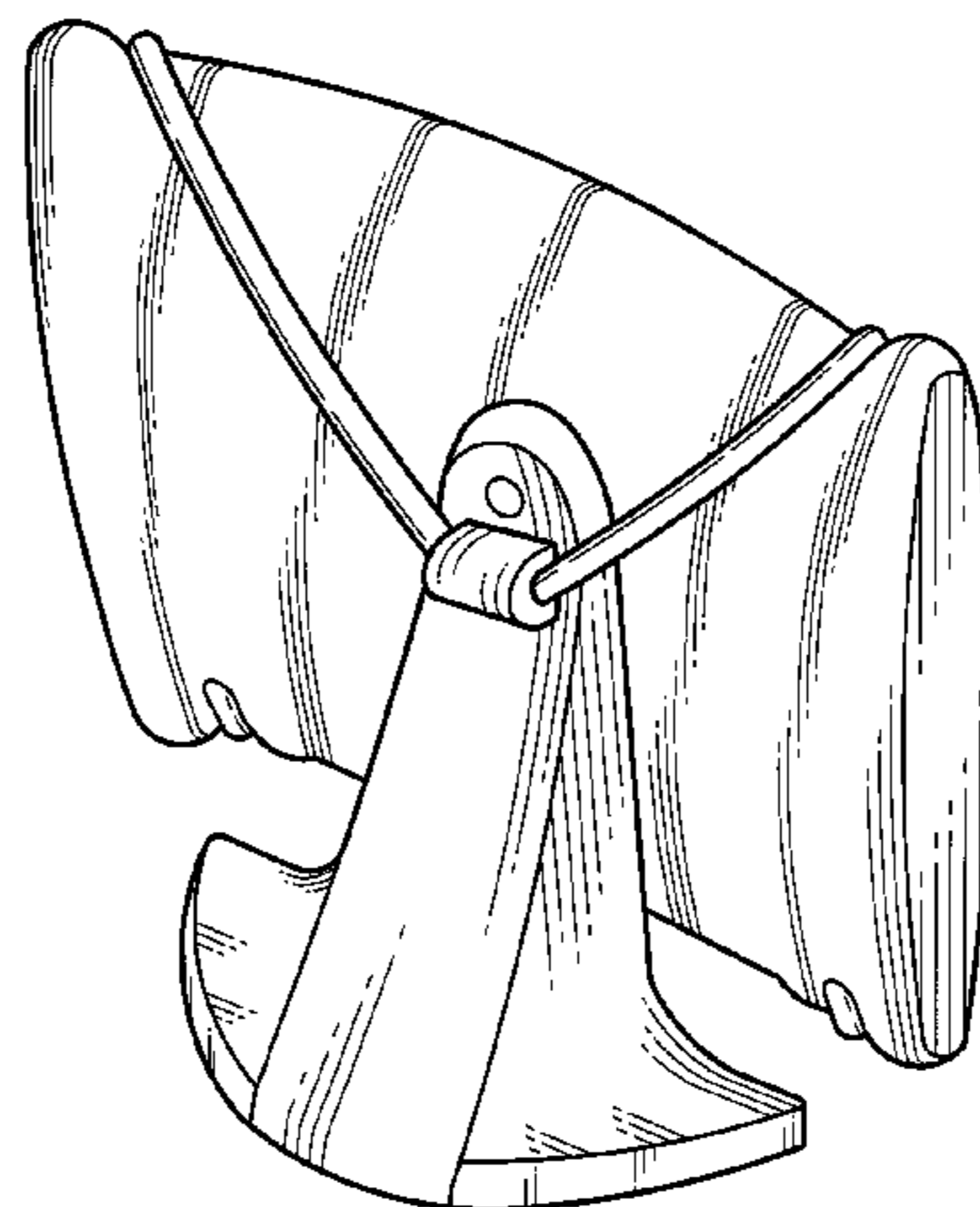

(57) **CLAIM**

The ornamental design for a television set, as shown and described.

**DESCRIPTION**

FIG. 1 is a front perspective view thereof;  
FIG. 2 is a front elevational view thereof;  
FIG. 3 is a rear elevational view thereof;  
FIG. 4 is a left side elevational view thereof;  
FIG. 5 is a right side elevational view thereof;  
FIG. 6 is a top plane view thereof;  
FIG. 7 is a bottom plane view thereof; and,  
FIG. 8 is a rear perspective view thereof.

**1 Claim, 8 Drawing Sheets**






FIG. 1

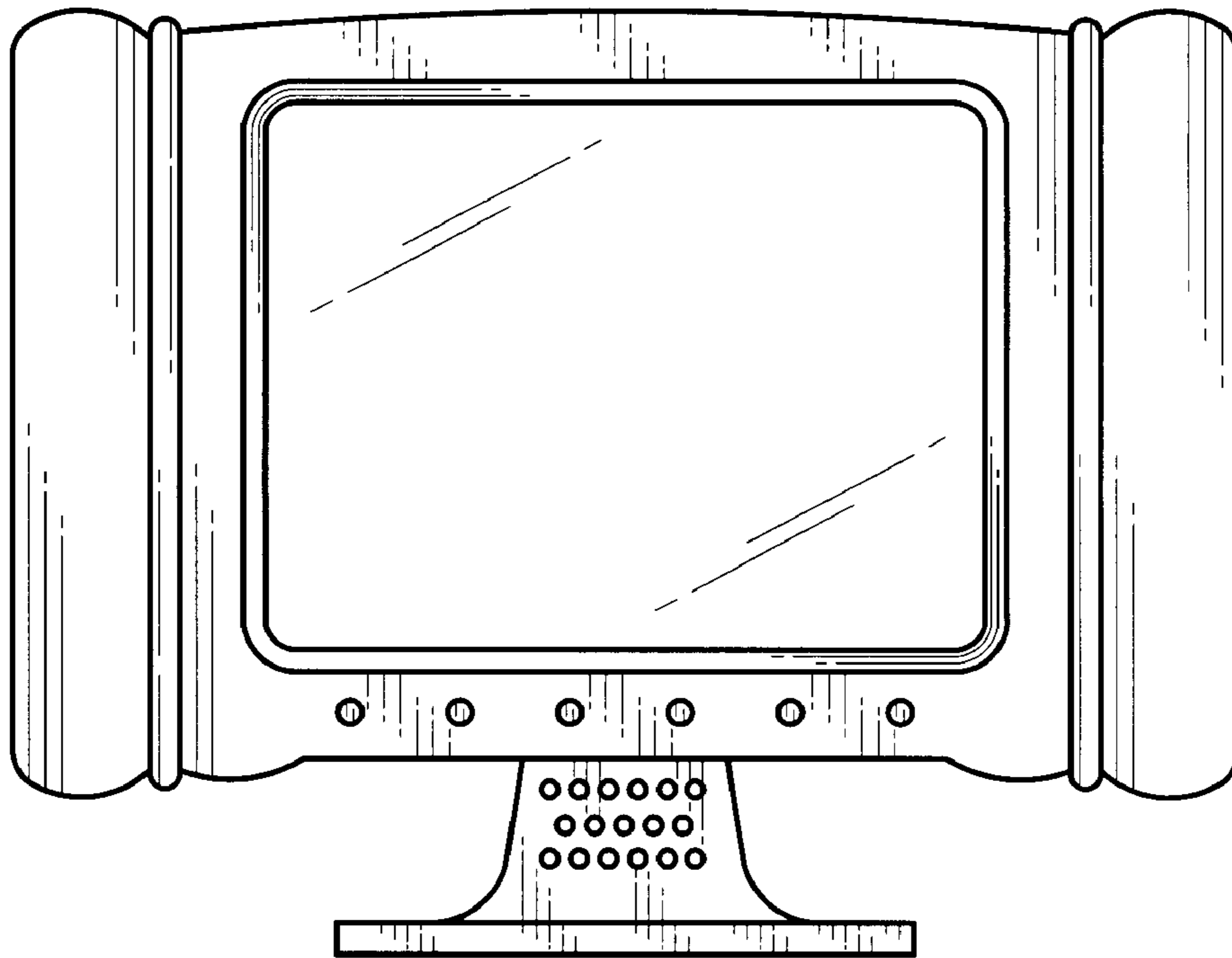


FIG. 2

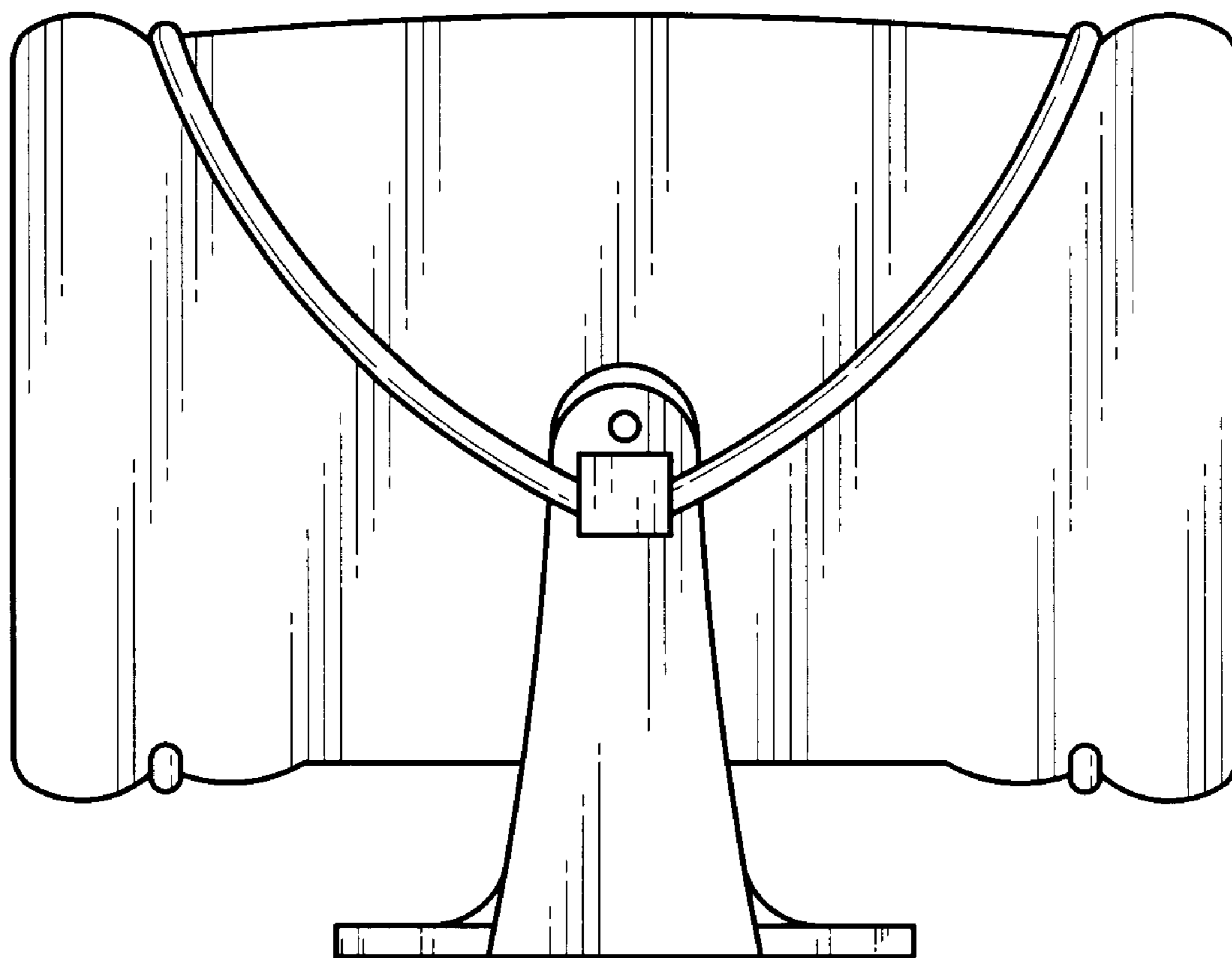


FIG. 3



FIG. 4



FIG. 5

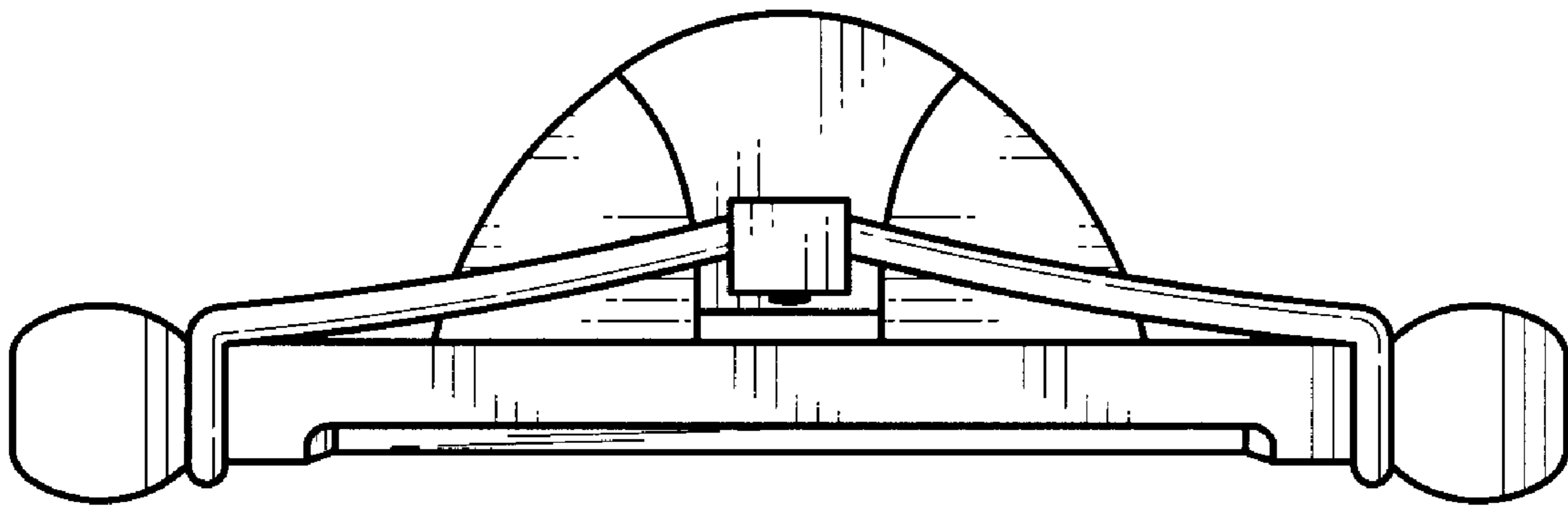


FIG. 6

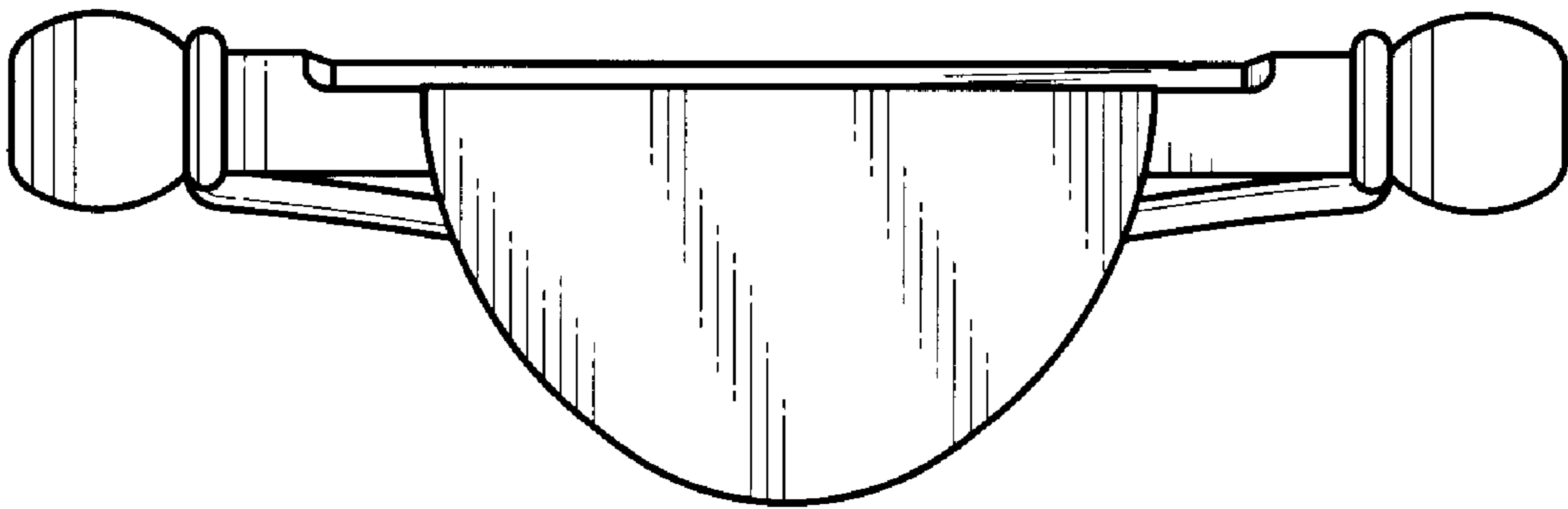


FIG. 7



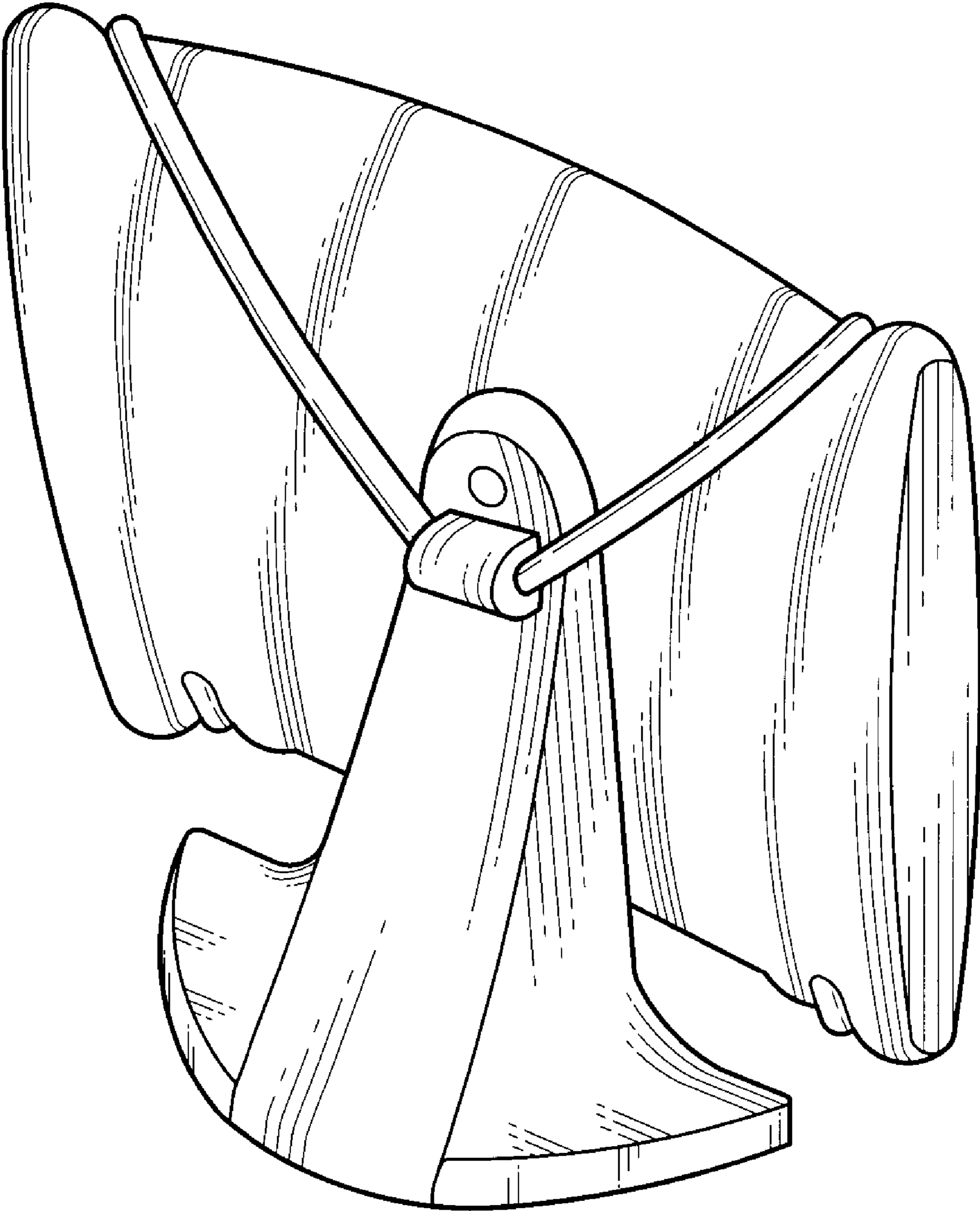


FIG. 8