



US00D526957S

(12) **United States Design Patent**
Croley et al.

(10) **Patent No.:** **US D526,957 S**

(45) **Date of Patent:** **** Aug. 22, 2006**

(54) **MOBILE DEVICE BATTERY**

(75) Inventors: **Curt Croley**, Stony Brook, NY (US);
Carl Thelemann, East Islip, NY (US);
JaeHo Choi, Whitestone, NY (US)

(73) Assignee: **Symbol Technologies, Inc.**, Holtsville,
NY (US)

(**) Term: **14 Years**

(21) Appl. No.: **29/238,386**

(22) Filed: **Sep. 14, 2005**

(51) **LOC (8) Cl.** **13-02**

(52) **U.S. Cl.** **D13/103**

(58) **Field of Classification Search** D13/102-106,
D13/110, 118-119, 184; 429/96-100, 163,
429/176

See application file for complete search history.

(56) **References Cited**

U.S. PATENT DOCUMENTS

| | | | | | |
|------------|---|---------|----------------|-------|---------|
| D303,524 S | * | 9/1989 | Siegner et al. | | D14/438 |
| D328,733 S | * | 8/1992 | Seymour | | D13/103 |
| D331,566 S | * | 12/1992 | Seymour | | D13/103 |
| D400,512 S | * | 11/1998 | Korhonen | | D13/184 |
| D402,275 S | * | 12/1998 | Korhonen | | D13/184 |
| D406,098 S | * | 2/1999 | Walter et al. | | D13/103 |

| | | | | | |
|------------|---|--------|--------------------|-------|---------|
| D409,137 S | * | 5/1999 | Sumita et al. | | D13/103 |
| D423,449 S | * | 4/2000 | Naskali | | D13/103 |
| D444,448 S | * | 7/2001 | Robinson et al. | | D13/103 |
| D473,186 S | * | 4/2003 | Grosfeld et al. | | D13/103 |
| D500,746 S | * | 1/2005 | Gavel et al. | | D13/184 |
| D508,892 S | * | 8/2005 | Schlieffers et al. | | D13/103 |
| D515,026 S | * | 2/2006 | Schlieffers et al. | | D13/103 |

* cited by examiner

Primary Examiner—Alan P. Douglas

Assistant Examiner—Rosemary K. Tarcza

(74) *Attorney, Agent, or Firm*—Fay Kaplun & Marcin, LLP

(57) **CLAIM**

The ornamental design for a mobile device battery, as shown and described.

DESCRIPTION

FIG. 1 is a front view of a mobile device battery showing our new design;

FIG. 2 is a side view thereof;

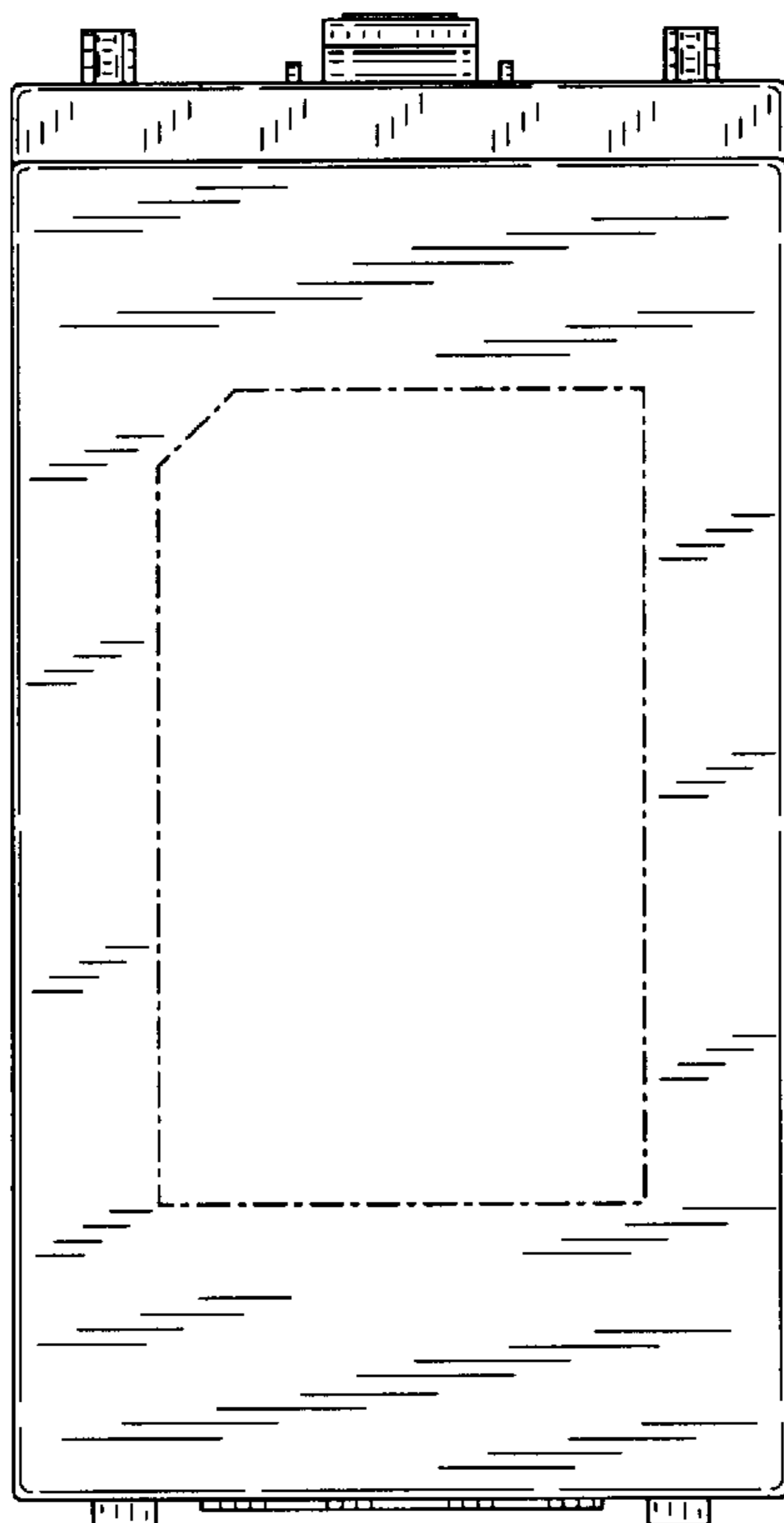
FIG. 3 is a top view thereof;

FIG. 4 is a bottom view thereof; and,

FIG. 5 is a back view thereof.

The broken lines shown in FIGS. 1-5 are included for illustrative purposes only and form no part of the claimed design.

1 Claim, 2 Drawing Sheets






FIG. 3

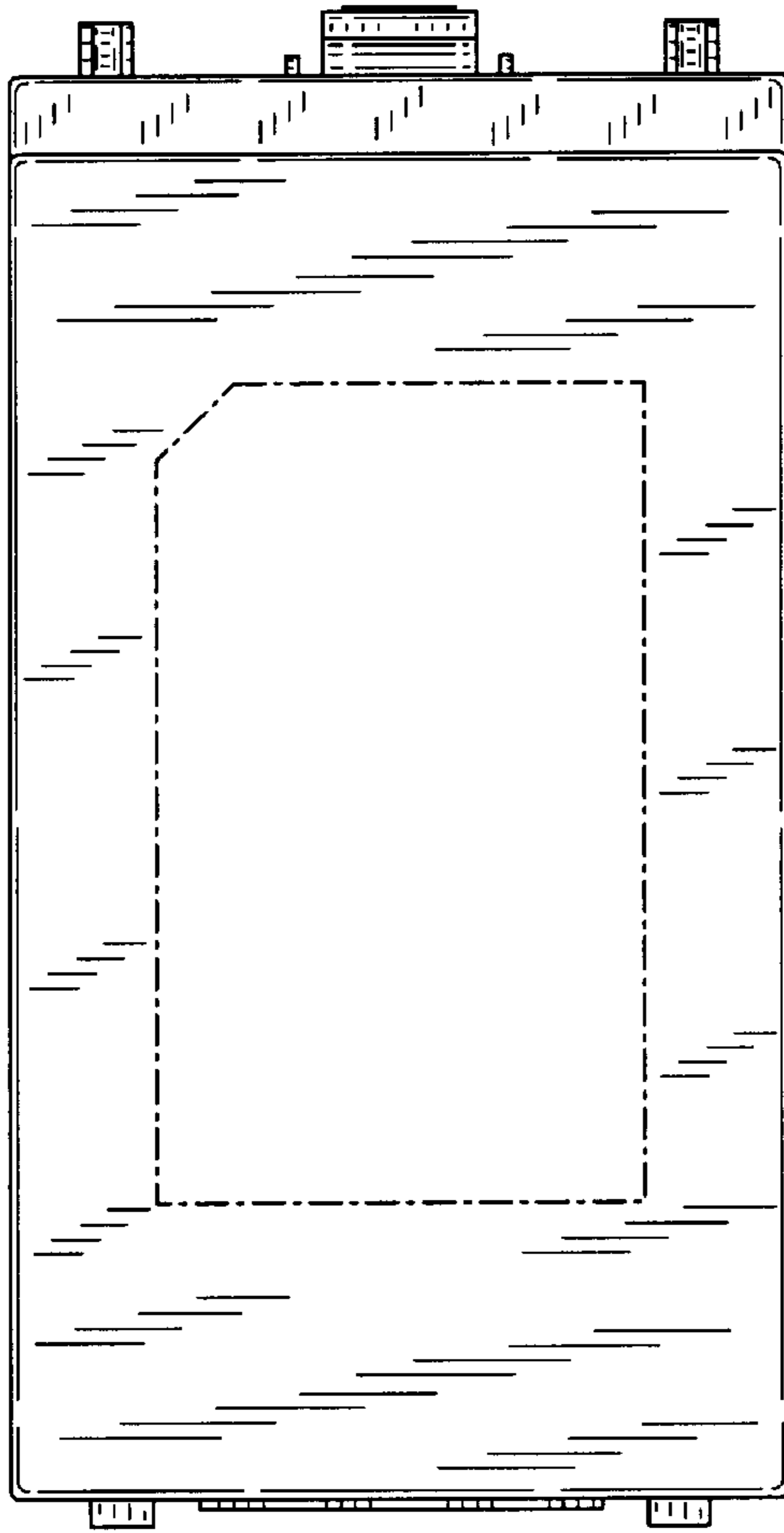


FIG. 1

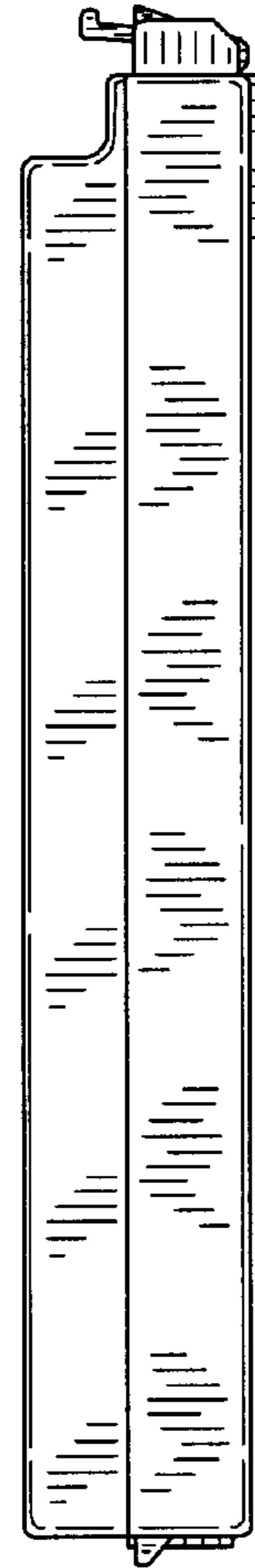


FIG. 2




FIG. 4




FIG. 5