



US00D526941S

(12) **United States Design Patent**  
**Yamashita**

(10) **Patent No.:** **US D526,941 S**

(45) **Date of Patent:** **\*\* Aug. 22, 2006**

(54) **RADIATOR GRILLE FOR VEHICLE**

(75) Inventor: **Tooru Yamashita**, Hadano (JP)

(73) Assignee: **Nissan Motor Co., Ltd.**, Yokohama (JP)

(\*\*) Term: **14 Years**

(21) Appl. No.: **29/233,669**

(22) Filed: **Jul. 8, 2005**

(30) **Foreign Application Priority Data**

Jan. 12, 2005 (JP) ..... 2005-000547

(51) **LOC (8) Cl.** ..... **12-16**

(52) **U.S. Cl.** ..... **D12/163**

(58) **Field of Classification Search** ..... D12/163,  
D12/171, 90-92, 216, 169, 196; 180/68.1,  
180/68.6; 296/194; 293/102, 113, 115  
See application file for complete search history.

(56) **References Cited**

**U.S. PATENT DOCUMENTS**

D484,833 S \* 1/2004 Kato ..... D12/163

D491,118 S \* 6/2004 Matsumoto et al. .... D12/163

D494,513 S \* 8/2004 Ito ..... D12/163

D494,514 S \* 8/2004 Pfeiffer ..... D12/163

D498,187 S \* 11/2004 Platto et al. .... D12/163

\* cited by examiner

*Primary Examiner*—Melody N. Brown

(74) *Attorney, Agent, or Firm*—Foley & Lardner LLP

(57) **CLAIM**

The ornamental design for a radiator grille for vehicle, as shown and described.

**DESCRIPTION**

FIG. 1 is a front view of a radiator grille for vehicle;

FIG. 2 is a rear view thereof;

FIG. 3 is a top plan view thereof;

FIG. 4 is a bottom view thereof;

FIG. 5 is a left side view thereof;

FIG. 6 is a right side view thereof; and,

FIG. 7 is a perspective view thereof.

**1 Claim, 7 Drawing Sheets**




FIG. 1

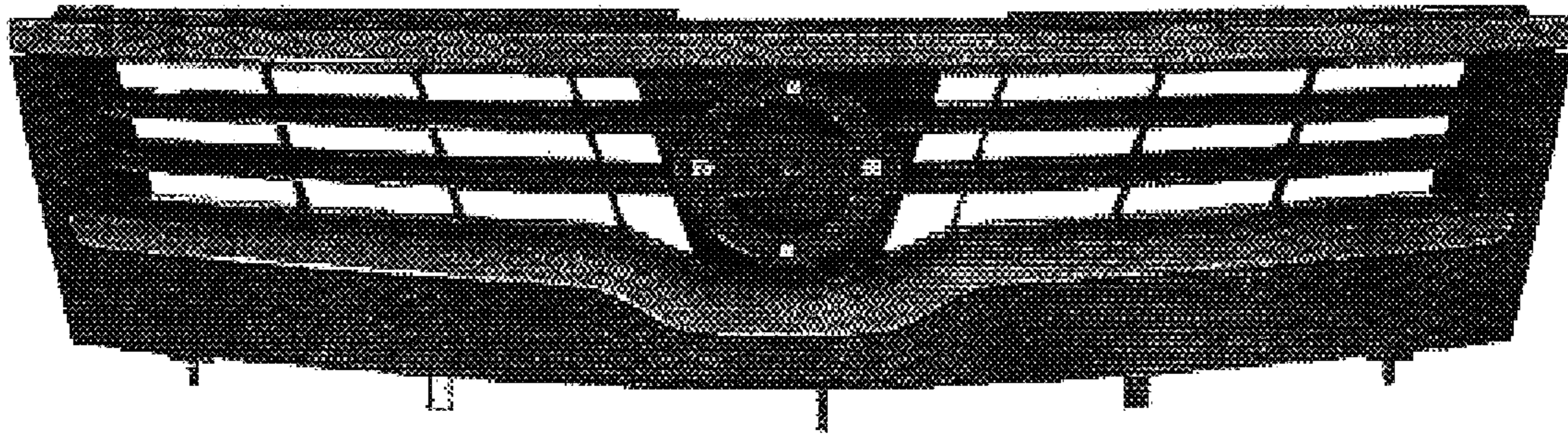



FIG.2



**FIG.3**






FIG.4



# FIG. 5



# FIG. 6




FIG. 7

