



US00D526928S

(12) **United States Design Patent**  
**Slayton**

(10) **Patent No.:** **US D526,928 S**

(45) **Date of Patent:** **\*\* Aug. 22, 2006**

(54) **NOVELTY SPORTS ARTICLE**

(76) **Inventor:** **Michael R. Slayton**, 13649 6 Mile Rd.,  
Belding, MI (US) 48809

(\*\*) **Term:** **14 Years**

(21) **Appl. No.:** **29/225,001**

(22) **Filed:** **Mar. 10, 2005**

(51) **LOC (8) Cl.** ..... **11-05**

(52) **U.S. Cl.** ..... **D11/173**

(58) **Field of Classification Search** ..... D11/165-168,  
D11/171-175, 181-183, 133, 134, 100, 158;  
D20/29, 30; D21/562, 576, 584; 116/173-175  
See application file for complete search history.

D329,404 S	*	9/1992	Trefsgar	.....	D11/182
D403,022 S		12/1998	Palardis		
D404,771 S	*	1/1999	Palardis	.....	D20/29
D409,665 S	*	5/1999	Wiseman	.....	D20/30
D414,212 S		9/1999	Palardis		
D422,529 S	*	4/2000	Watts, Jr.	.....	D11/166
D476,373 S	*	6/2003	Blasbalg	.....	D20/29
D511,795 S	*	11/2005	Hopkins	.....	D20/29

\* cited by examiner

*Primary Examiner*—Louis S. Zarfaz

*Assistant Examiner*—Anhdao Doan

(57) **CLAIM**

The ornamental design for a novelty sports article, as shown and described.

**DESCRIPTION**

FIG. 1 is a front elevational view of a novelty sports article showing my new design;

FIG. 2 is a rear elevational view thereof;

FIG. 3 is a left side elevational view thereof;

FIG. 4 is a right side elevational view thereof;

FIG. 5 is a top plan view thereof; and,


FIG. 6 is a bottom plan view thereof.

(56) **References Cited**

**U.S. PATENT DOCUMENTS**

D168,125 S	*	11/1952	Sauer	.....	D20/29
D191,585 S		10/1961	Miller		
3,969,837 A		7/1976	Kresse		
D265,070 S	*	6/1982	Ornatek	.....	D11/166
D265,075 S	*	6/1982	Ornatek	.....	D11/166
D294,040 S		2/1988	Peyton		
D311,944 S		11/1990	Labas		

**1 Claim, 4 Drawing Sheets**






FIG.1

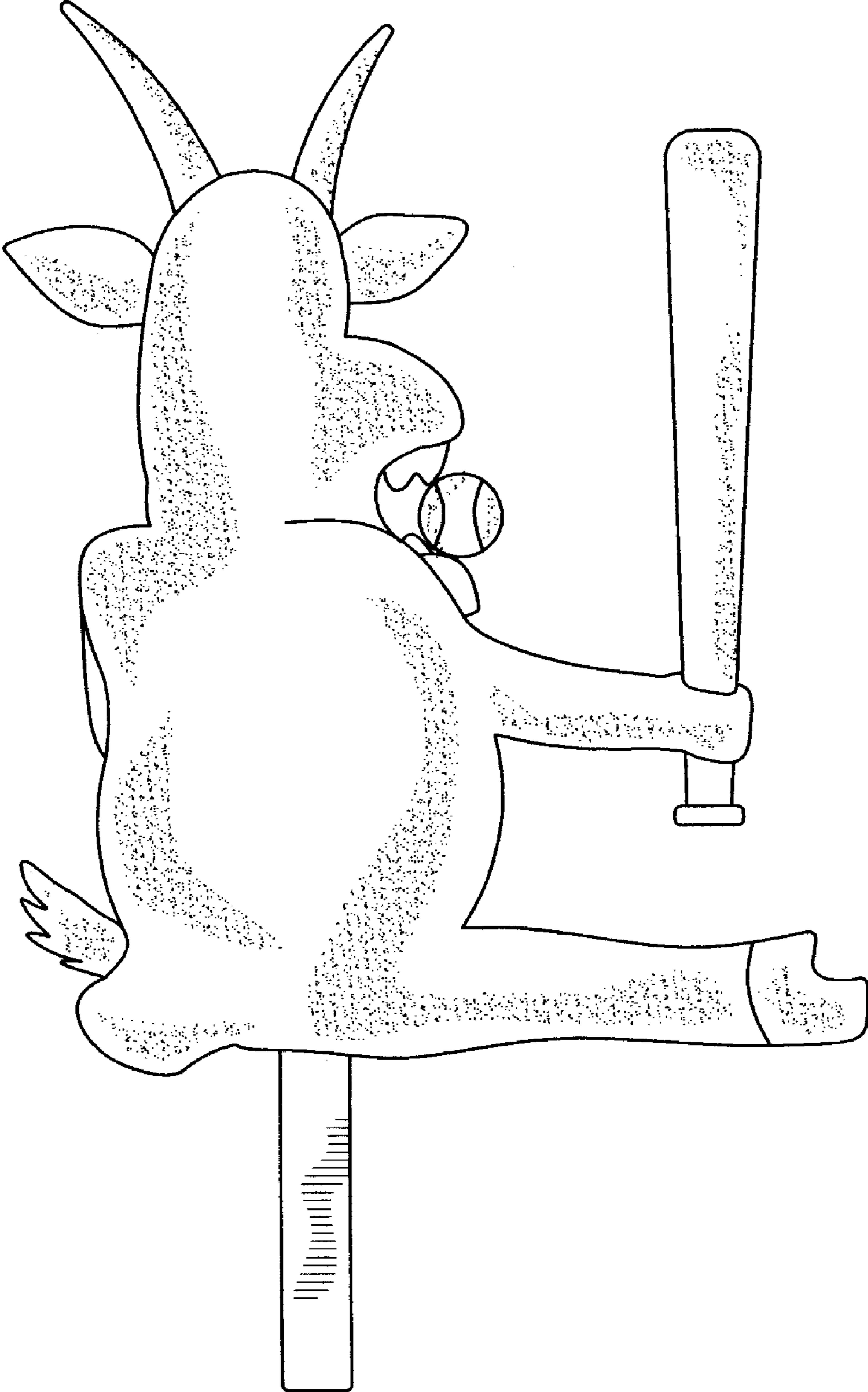


FIG.2



FIG. 3


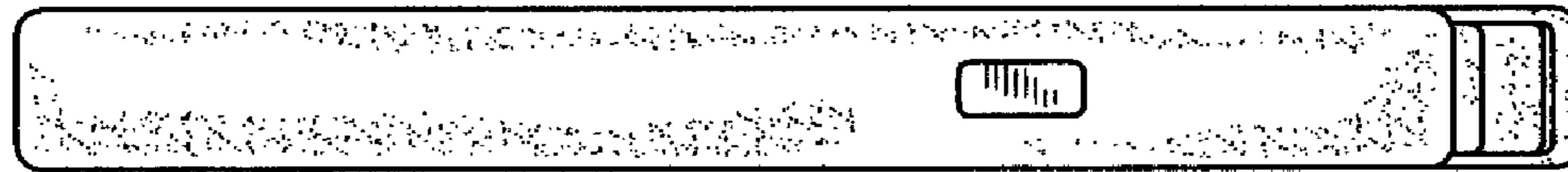


FIG. 4



**FIG. 5**



**FIG. 6**