



US00D526919S

(12) **United States Design Patent**
Marmier et al.

(10) **Patent No.:** **US D526,919 S**

(45) **Date of Patent:** **** Aug. 22, 2006**

(54) **BALANCE WITH REMOVABLE SECOND DISPLAY**

(75) Inventors: **Yves Marmier**, La Chaux-de Fonds (CH); **Matthias Gietenbruch**, Buchs (CH); **Hong Iris Zhu**, Shanghai (CN); **Karl Bertsch**, Aathal-Seegräben (CH)

(73) Assignee: **Mettler-Toledo GmbH**, Greifensee (CH)

(**) Term: **14 Years**

(21) Appl. No.: **29/203,270**

(22) Filed: **Apr. 13, 2004**

(51) **LOC (8) Cl.** **10-04**

(52) **U.S. Cl.** **D10/91**

(58) **Field of Classification Search** D10/91;
177/180-181, 238-241
See application file for complete search history.

(56) **References Cited**

U.S. PATENT DOCUMENTS

- 4,798,250 A * 1/1989 Knothe et al. 177/181
- 4,893,686 A * 1/1990 Chretien et al. 177/180

D458,859 S * 6/2002 Dwertmann D10/91

* cited by examiner

Primary Examiner—Antoine D. Davis

(74) *Attorney, Agent, or Firm*—Buchanan Ingersoll PC

(57) **CLAIM**

The ornamental design for a balance with removable second display, as shown and described.

DESCRIPTION

FIG. 1 is a front, top perspective view of a balance with removable second display showing a first embodiment of our new design.

FIG. 2 is a left side elevational view thereof.

FIG. 3 is a front elevational view thereof.

FIG. 4 is a right side elevational view thereof.

FIG. 5 is a rear elevational view thereof.

FIG. 6 is a top plan view thereof.

FIG. 7 is a bottom plan view thereof; and,

FIG. 8 is front, top perspective view of a second embodiment of our new design.

The graphic symbols and/or alphanumeric characters shown in FIGS. 1, 3 and 6-8 are for illustrative purposes only and form no part of the claimed design.

1 Claim, 8 Drawing Sheets





FIG. 1

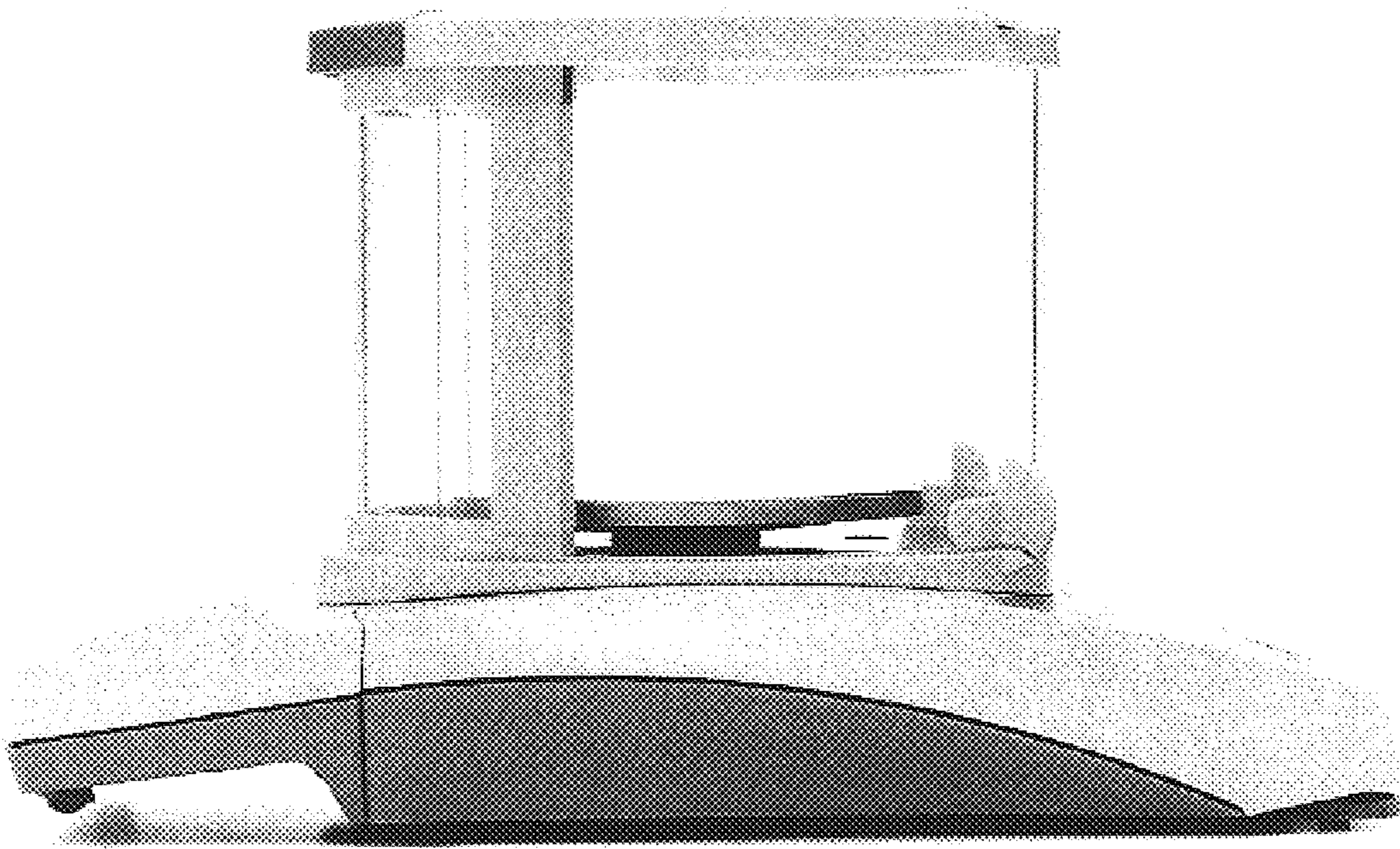


FIG. 2




FIG. 3




FIG. 4




FIG. 5

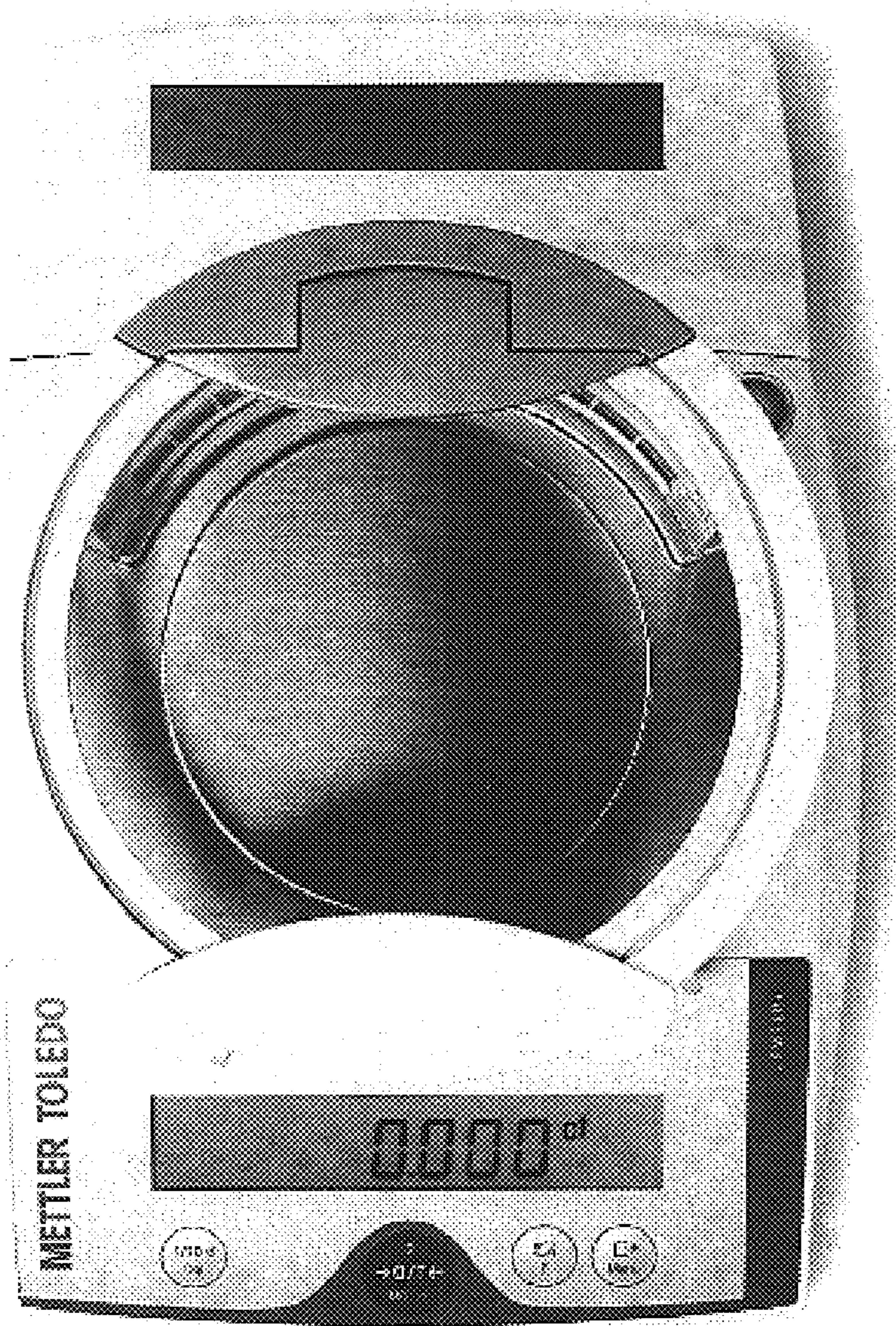


FIG. 6




FIG. 7



FIG. 8