



US00D526896S

(12) **United States Design Patent** (10) **Patent No.:** **US D526,896 S**
Partida (45) **Date of Patent:** **** Aug. 22, 2006**

(54) **COMPACT DISC COVER**

(76) Inventor: **Eric Partida**, 9232 Charlesworth Rd.,
Pico Rivera, CA (US) 90660

(**) Term: **14 Years**

(21) Appl. No.: **29/186,528**

(22) Filed: **Jul. 16, 2003**

(51) **LOC (8) Cl.** **14-99**

(52) **U.S. Cl.** **D9/433**

(58) **Field of Classification Search** D9/414,
D9/418, 420, 422, 423, 430-433; D3/218;
D6/300-310, 626, 627, 632, 634, 635; D19/1;
206/307, 312, 309-313, 472, 308.1, 308.2,
206/6.1, 308.3, 387.13; D14/478, 479
See application file for complete search history.

(56) **References Cited**

U.S. PATENT DOCUMENTS

D252,559 S	*	8/1979	Bliss	D9/433
D362,367 S	*	9/1995	Olsson et al.	D6/632
D386,406 S	*	11/1997	House	D9/433
5,769,217 A	*	6/1998	Derraugh et al.	206/308.1
D419,152 S	*	1/2000	Lowenstein	D14/478
D430,445 S	*	9/2000	Pozzoli	D6/634
D436,966 S	*	1/2001	Ryan	D14/478

6,193,057 B1	*	2/2001	Cappiello, Sr.	206/6.1
D451,384 S	*	12/2001	Faulstich	D9/422
6,375,003 B1	*	4/2002	Lethen et al.	206/308.1
2003/0018586 A1	*	1/2003	Krahn	705/58

* cited by examiner

Primary Examiner—Stella Reid

Assistant Examiner—Mark Goodwin

(74) *Attorney, Agent, or Firm*—Cislo & Thomas LLP

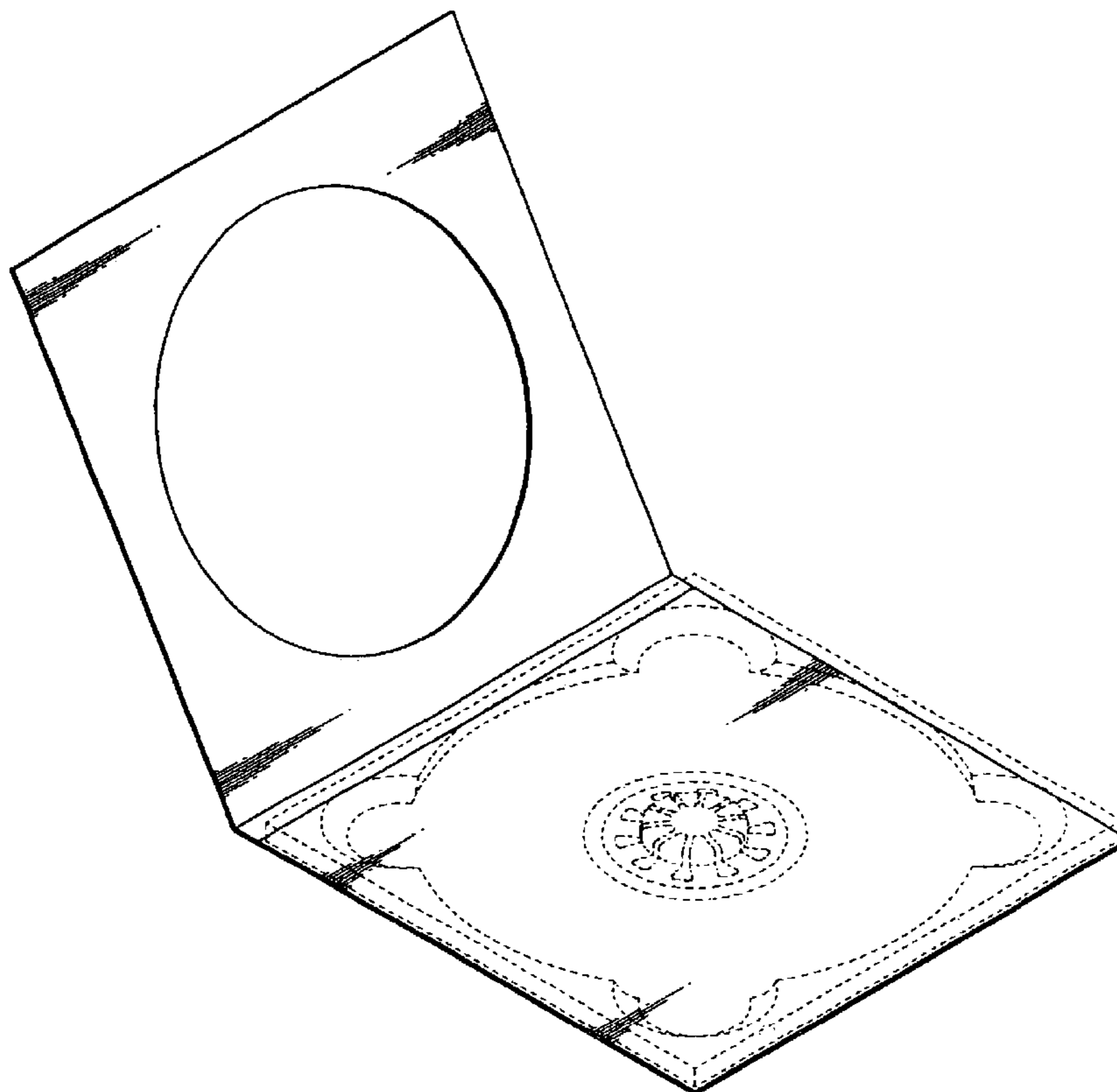
(57) **CLAIM**

I claim the ornamental design for a compact disc cover, as shown and described herein.

DESCRIPTION

FIG. 1 is a perspective view of a compact disc cover showing my new design;
FIG. 2 is a perspective view thereof in closed condition;
FIG. 3 is a top plan view thereof;
FIG. 4 is a front view thereof, the rear view being identical thereto;
FIG. 5 is a right side view thereof;
FIG. 6 is a bottom view thereof; and,
FIG. 7 is a left side view thereof.
The broken line portions of the disclosure are for illustrative purposes only and form no part of the claimed design.

1 Claim, 3 Drawing Sheets



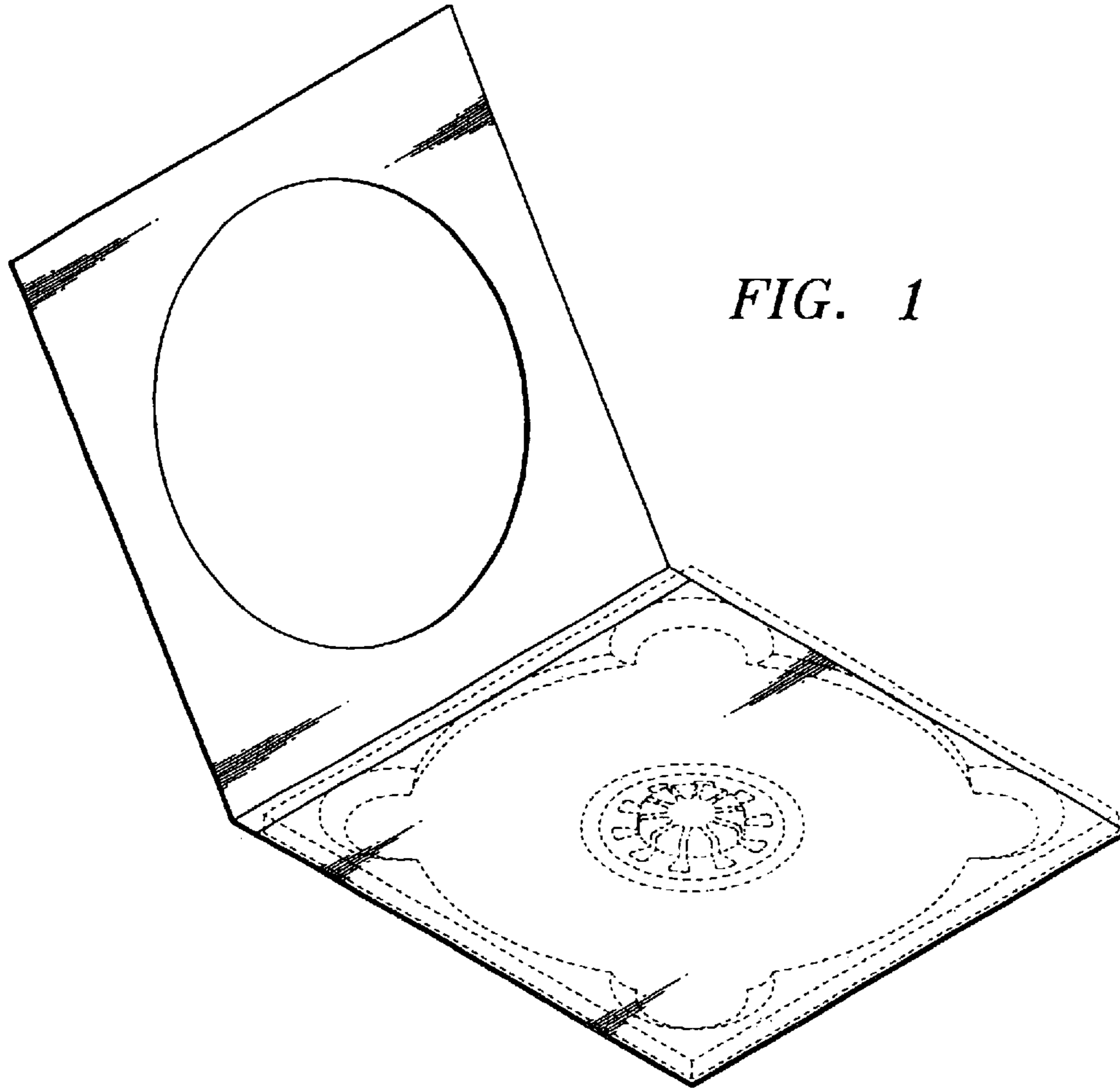


FIG. 1

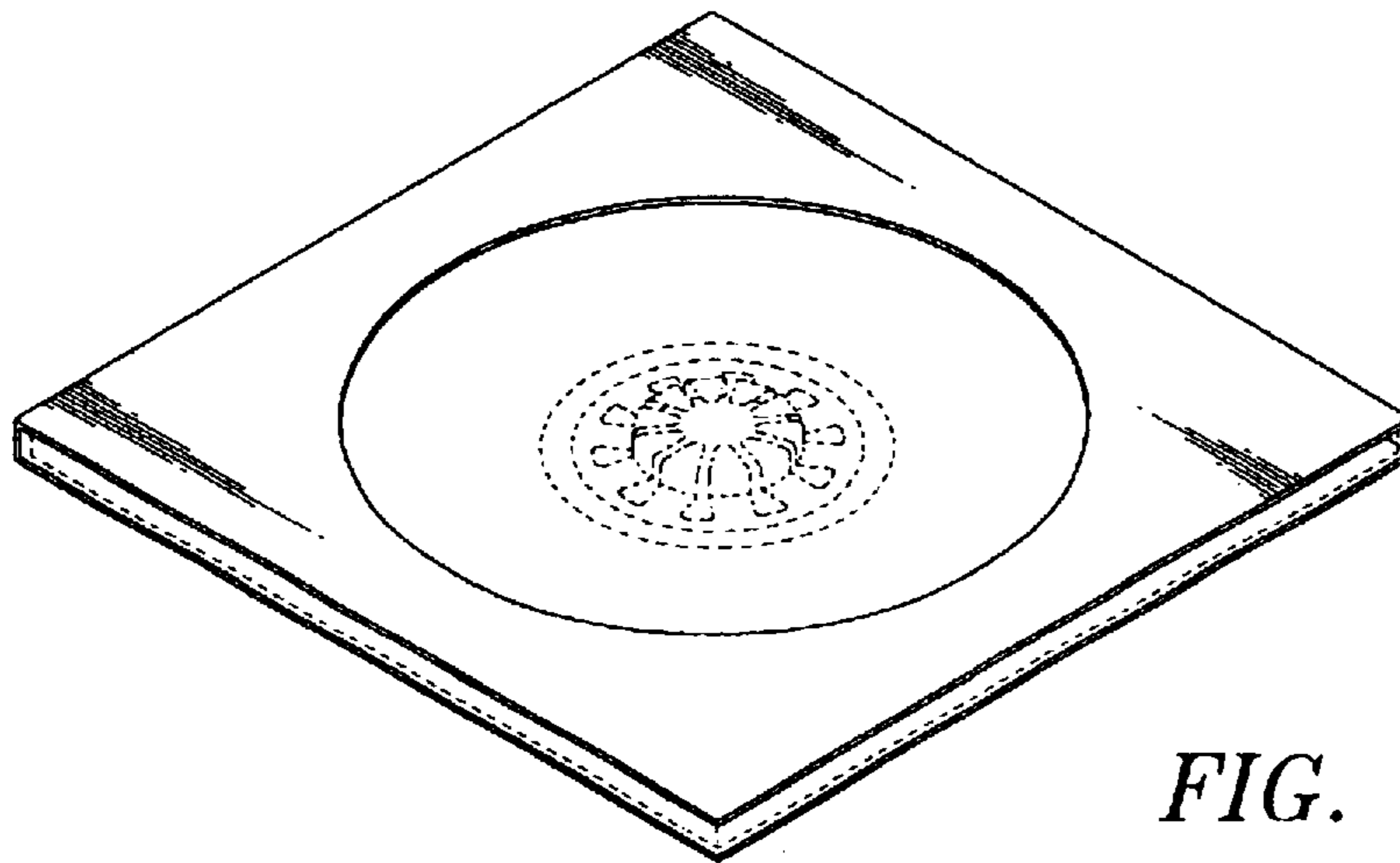


FIG. 2

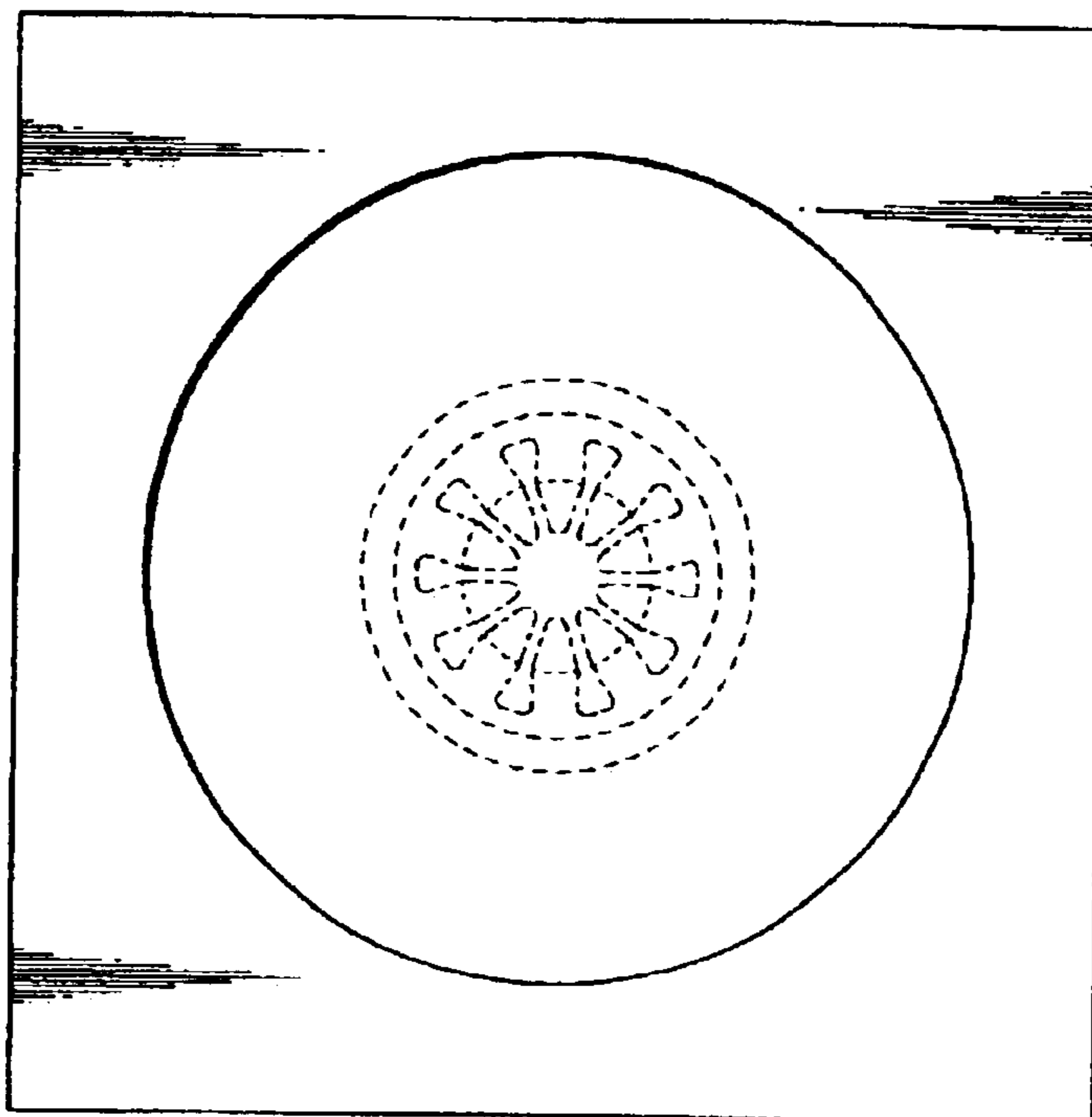


FIG. 3

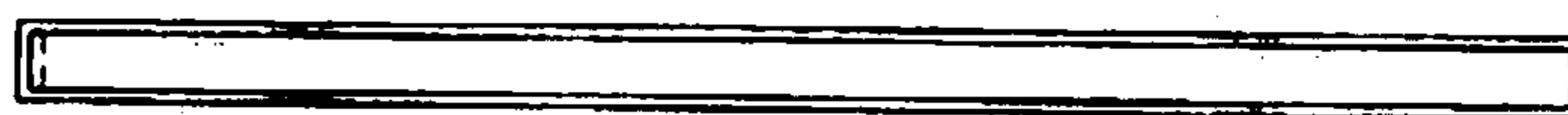


FIG. 4




FIG. 5

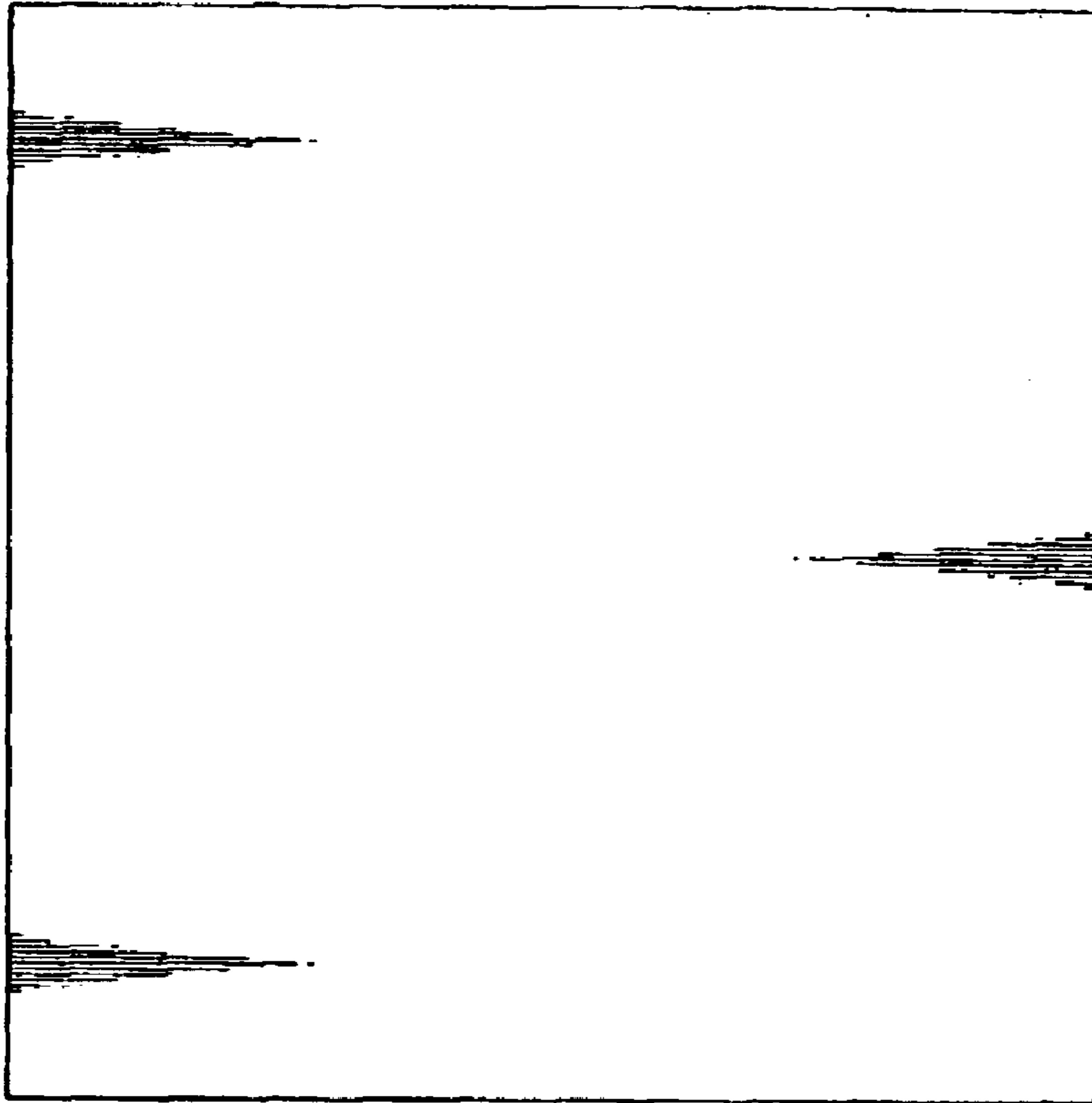


FIG. 6



FIG. 7