



US00D526886S

(12) **United States Design Patent**
Kramer

(10) **Patent No.:** **US D526,886 S**

(45) **Date of Patent:** **** Aug. 22, 2006**

(54) **RIBBON CARABINER**

(76) Inventor: **Jeff Kramer**, 15959 N.W. 15 Ave.,
Miami, FL (US) 33169

(**) Term: **14 Years**

(21) Appl. No.: **29/229,002**

(22) Filed: **May 2, 2005**

(51) **LOC (8) Cl.** **08-05**

(52) **U.S. Cl.** **D8/356**

(58) **Field of Classification Search** D8/356;
D11/77, 81; 24/573.5, 599.1

See application file for complete search history.

D452,123 S	12/2001	Kelleghan
D453,454 S	2/2002	Kelleghan
D453,455 S	2/2002	Kelleghan
D454,054 S	3/2002	Kelleghan
D455,642 S	4/2002	Kelleghan
D455,978 S	* 4/2002	Brown D11/98
D456,693 S	5/2002	Kelleghan
D459,173 S	6/2002	Kelleghan
D462,891 S	9/2002	Kelleghan
D465,723 S	11/2002	Kelleghan
D465,993 S	11/2002	Kelleghan
D465,994 S	11/2002	Kelleghan
D465,995 S	11/2002	Kelleghan
D466,768 S	12/2002	Kelleghan
D466,769 S	12/2002	Kelleghan
D466,770 S	12/2002	Kelleghan
D466,791 S	12/2002	Kelleghan
D466,793 S	12/2002	Kelleghan

(56) **References Cited**

U.S. PATENT DOCUMENTS

D34,899 S	8/1901	Brockelbank
1,848,999 A	3/1932	Durham
D345,688 S	4/1994	McLean et al.
D359,927 S	7/1995	Cook
D360,168 S	7/1995	Kelleghan
5,572,771 A	11/1996	Kelleghan
D392,912 S	* 3/1998	Roos et al. D11/81
D394,822 S	* 6/1998	Swenson et al. D11/77
D433,450 S	11/2000	Ferguson
D441,638 S	5/2001	Kelleghan
D442,448 S	5/2001	Kelleghan
D442,838 S	5/2001	Kelleghan
D444,100 S	6/2001	Kelleghan
D447,680 S	9/2001	Kelleghan
D447,681 S	9/2001	Kelleghan
D447,932 S	9/2001	Kelleghan
D448,276 S	9/2001	Kelleghan
D449,500 S	10/2001	Kelleghan
D451,774 S	12/2001	Kelleghan

(Continued)

Primary Examiner—Holly Baynham
(74) *Attorney, Agent, or Firm*—Malloy & Malloy, P.A.

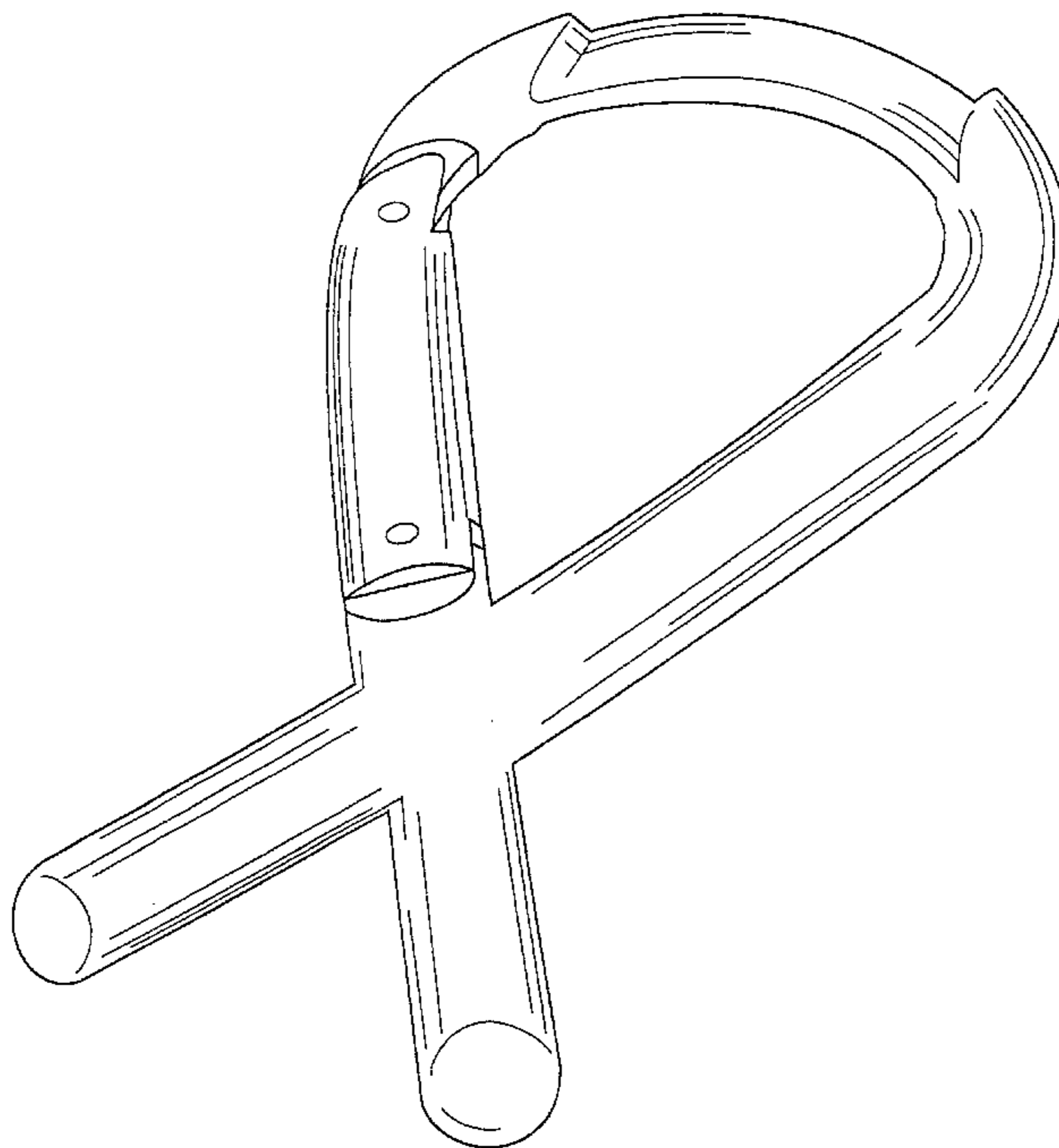
(57) **CLAIM**

The ornamental design for a ribbon carabiner, as shown and described.

DESCRIPTION

FIG. 1 is a front perspective view illustrating my design for a ribbon carabiner;
FIG. 2 is a top view thereof;
FIG. 3 is a left side view thereof;
FIG. 4 is a front view thereof;
FIG. 5 is a right side view thereof;
FIG. 6 is a rear view thereof; and,
FIG. 7 is a bottom view thereof.

1 Claim, 3 Drawing Sheets



US D526,886 S

Page 2

U.S. PATENT DOCUMENTS

D467,157 S	12/2002	Kelleghan	D486,056 S	2/2004	Kelleghan
D467,480 S	12/2002	Kelleghan	D486,377 S	2/2004	Kelleghan
D467,830 S	12/2002	Kelleghan	D487,014 S	2/2004	Kelleghan
D470,393 S	2/2003	Kelleghan	D488,970 S	4/2004	Kelleghan
D472,435 S	4/2003	Kelleghan	D488,971 S	4/2004	Kelleghan
D473,769 S	4/2003	Kelleghan	D488,972 S	4/2004	Kelleghan
D473,781 S	4/2003	Kelleghan	D488,973 S	4/2004	Kelleghan
D475,275 S	6/2003	Kelleghan	D488,974 S	4/2004	Kelleghan
D475,276 S	6/2003	Kelleghan	D489,256 S	5/2004	Kelleghan
D475,603 S	6/2003	Kelleghan	D491,047 S	6/2004	Kelleghan
D475,604 S	6/2003	Kelleghan	D491,465 S	6/2004	Kelleghan
D475,605 S	6/2003	Kelleghan	D491,790 S	6/2004	Kelleghan
D475,606 S	6/2003	Kelleghan	D492,188 S	6/2004	Goldberg
D475,607 S	6/2003	Kelleghan	D495,570 S	9/2004	Kelleghan
D476,218 S	6/2003	Kelleghan	D495,587 S	9/2004	Kelleghan
D476,540 S	7/2003	Kelleghan	D495,937 S	9/2004	Kelleghan
D477,933 S	8/2003	Wood et al.	D496,250 S	9/2004	Kelleghan
D478,823 S	8/2003	Kelleghan	D497,087 S	10/2004	Gallo et al.
D480,622 S	10/2003	Kelleghan	D500,648 S	1/2005	Kelleghan
D480,943 S	10/2003	Kelleghan	D500,669 S	1/2005	Kelleghan
D480,944 S	10/2003	Kelleghan	D500,950 S	1/2005	Kelleghan
D482,251 S	11/2003	Kelleghan	D501,381 S	2/2005	Kelleghan
D484,071 S	12/2003	Kelleghan	D501,395 S	2/2005	Kelleghan
D484,263 S	12/2003	Kelleghan			

* cited by examiner

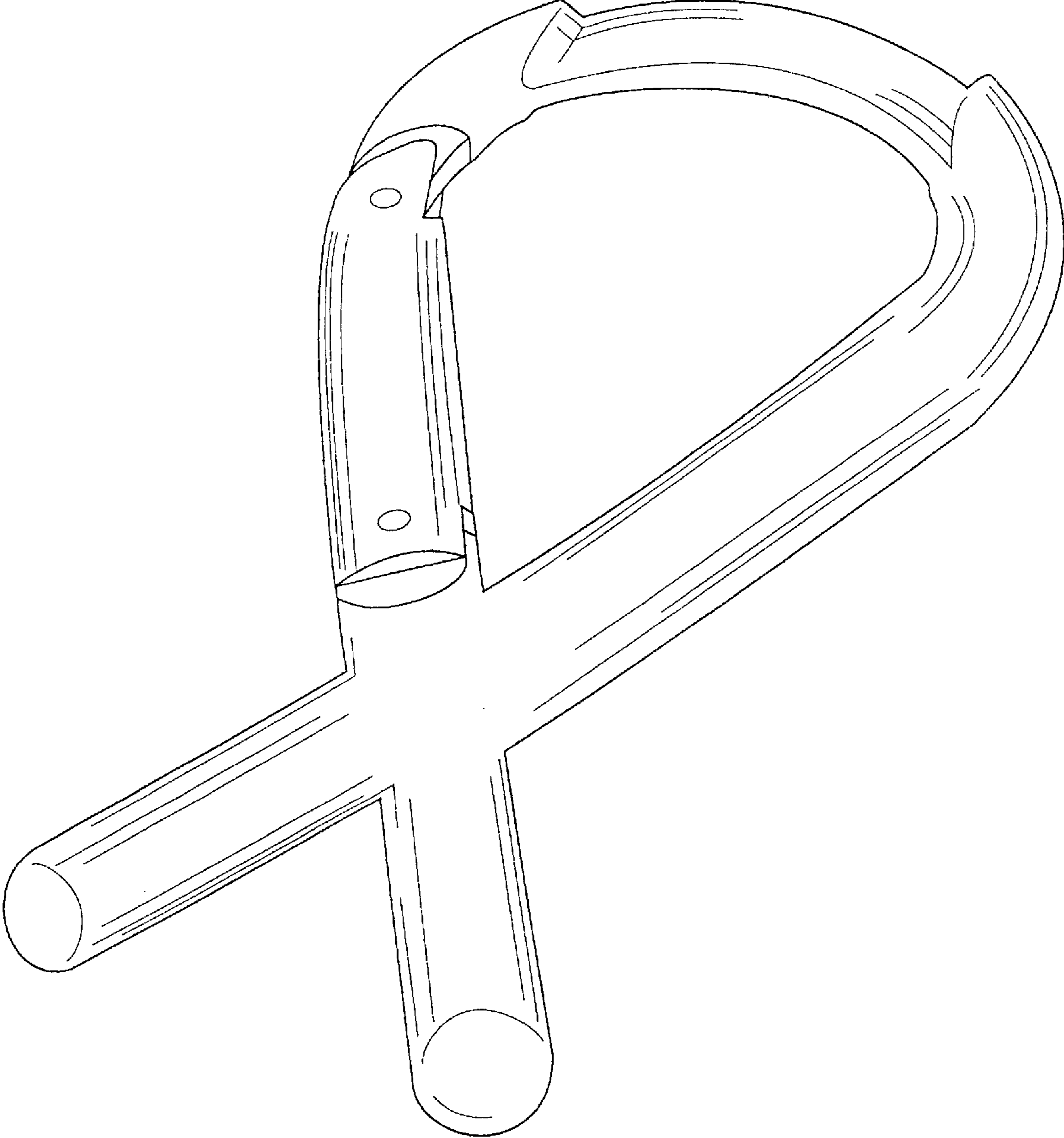


FIG. 1

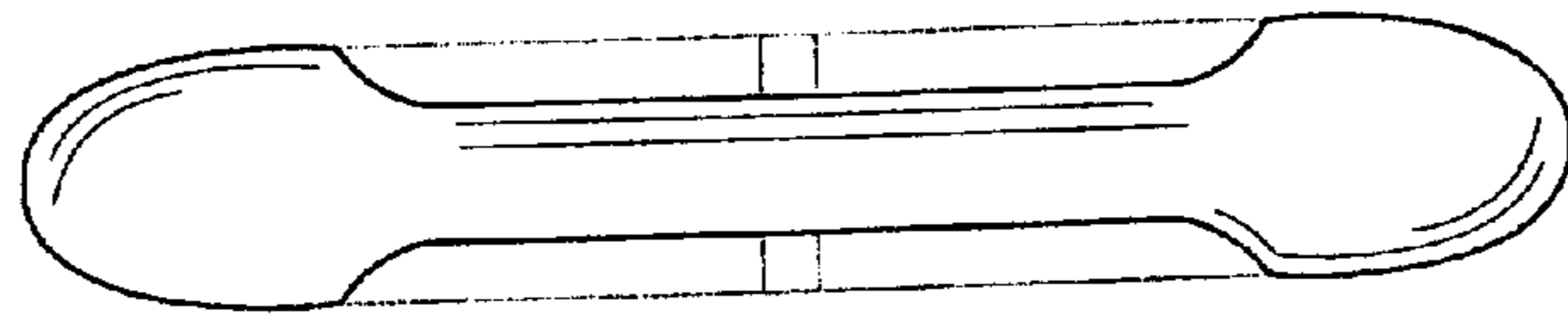


FIG. 2

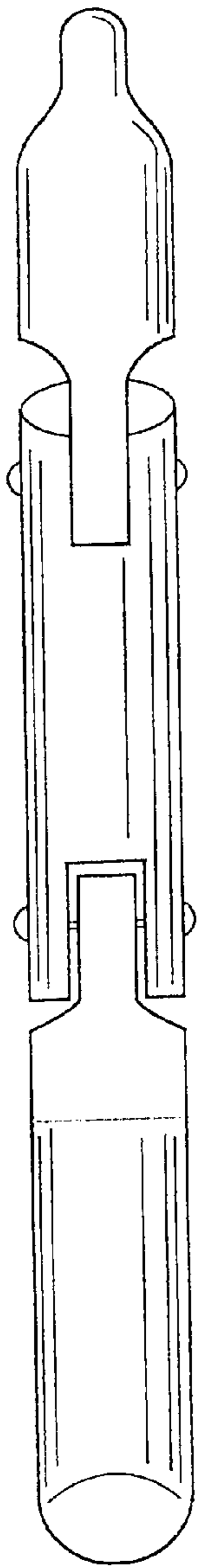


FIG. 3

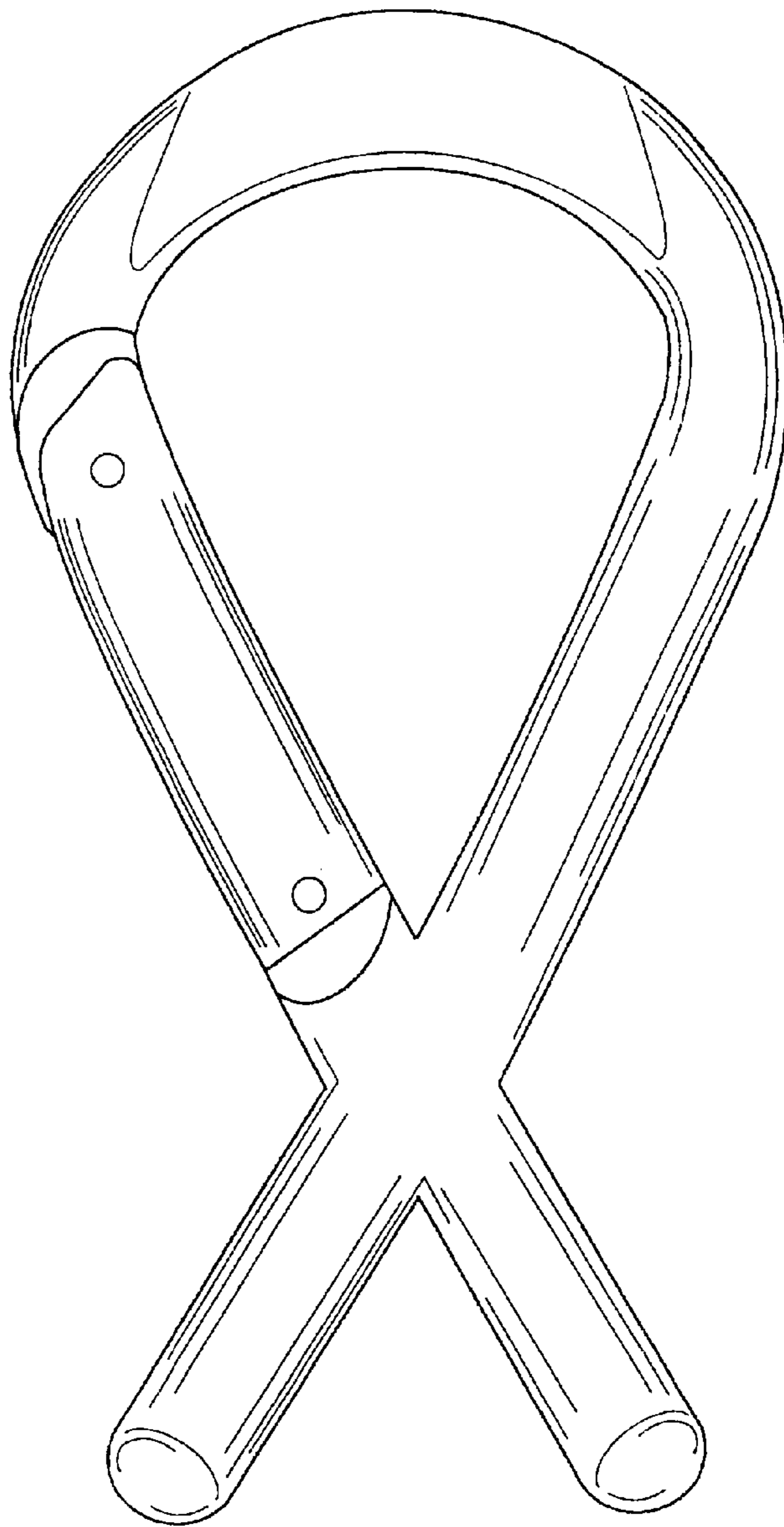


FIG. 4

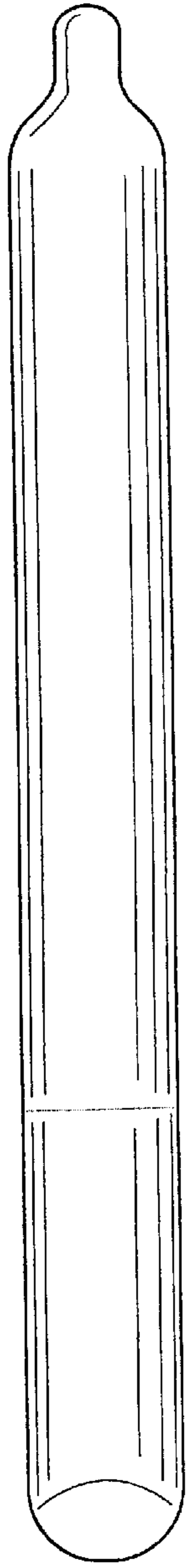


FIG. 5

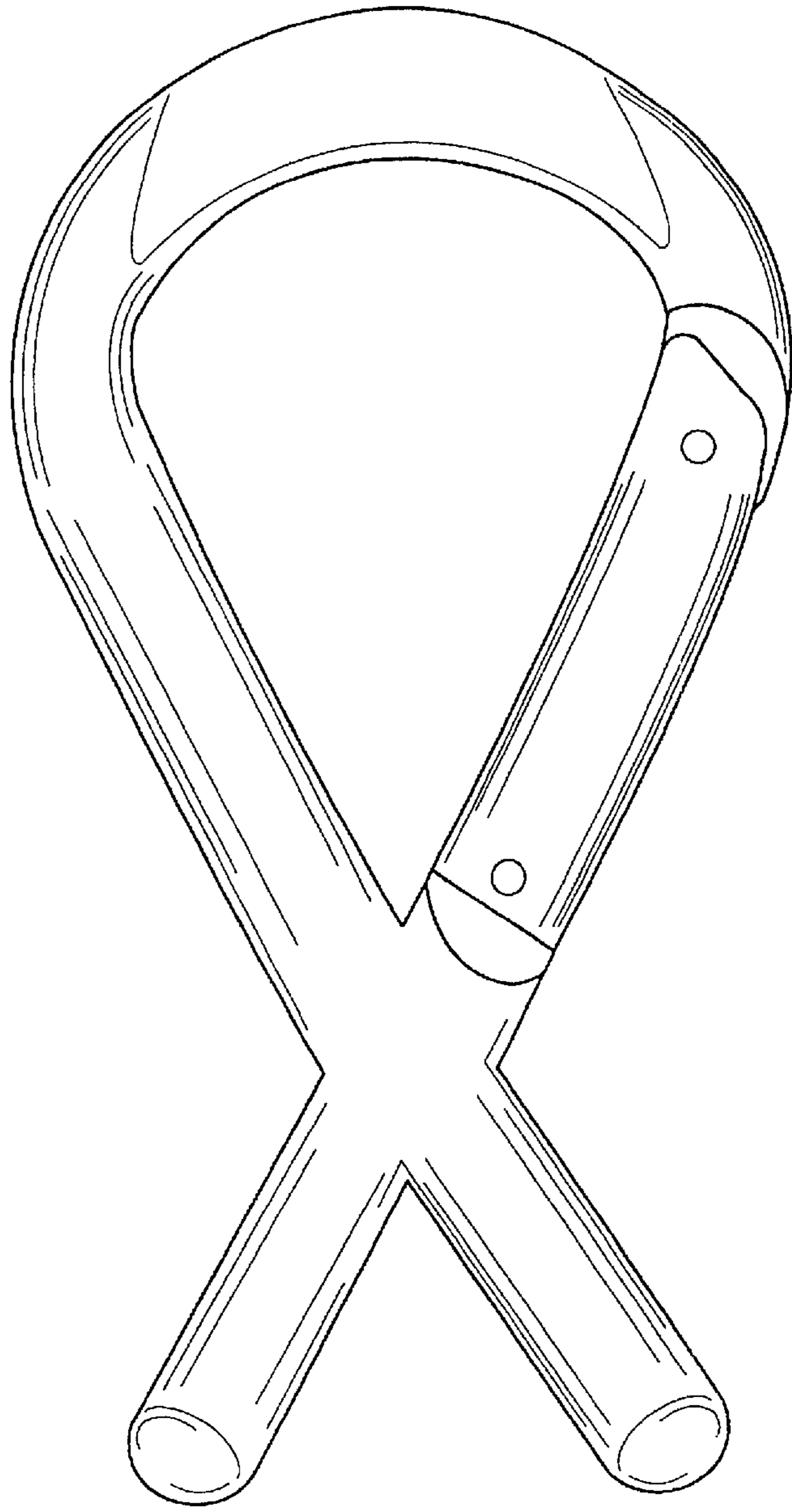


FIG. 6




FIG. 7