



US00D526881S

(12) **United States Design Patent**
Holby

(10) **Patent No.:** **US D526,881 S**

(45) **Date of Patent:** **** Aug. 22, 2006**

(54) **PUTTY KNIFE HANDLE**

(75) Inventor: **Israel Holby**, Fayetteville, AR (US)

(73) Assignee: **Marshalltown Company**,
Marshalltown, IA (US)

(**) Term: **14 Years**

(21) Appl. No.: **29/219,364**

(22) Filed: **Dec. 16, 2004**

(51) **LOC (8) Cl.** **08-05**

(52) **U.S. Cl.** **D8/107**

(58) **Field of Classification Search** D8/107,
D8/45; 81/436-440, 177.1, 177.7, 489; 16/110.1,
16/421-422, 426, 430-431; 15/245.1; 30/353
See application file for complete search history.

(56) **References Cited**

U.S. PATENT DOCUMENTS

| | | | | | |
|------------|---|---------|----------------|-------|--------|
| D446,104 S | * | 8/2001 | Chen | | D8/107 |
| D446,437 S | * | 8/2001 | Chen | | D8/107 |
| D462,251 S | * | 9/2002 | Collins et al. | | D8/107 |
| D468,617 S | * | 1/2003 | Wang | | D8/107 |
| D482,588 S | * | 11/2003 | Lai | | D8/107 |

| | | | | | |
|--------------|---|---------|---------------|-------|---------|
| D483,244 S | * | 12/2003 | Chen | | D8/107 |
| D487,387 S | * | 3/2004 | Chen | | D8/107 |
| 6,749,790 B1 | * | 6/2004 | Lieser et al. | | 264/279 |

* cited by examiner

Primary Examiner—Pamela Burgess

(74) *Attorney, Agent, or Firm*—Shook, Hardy & Bacon
L.L.P.

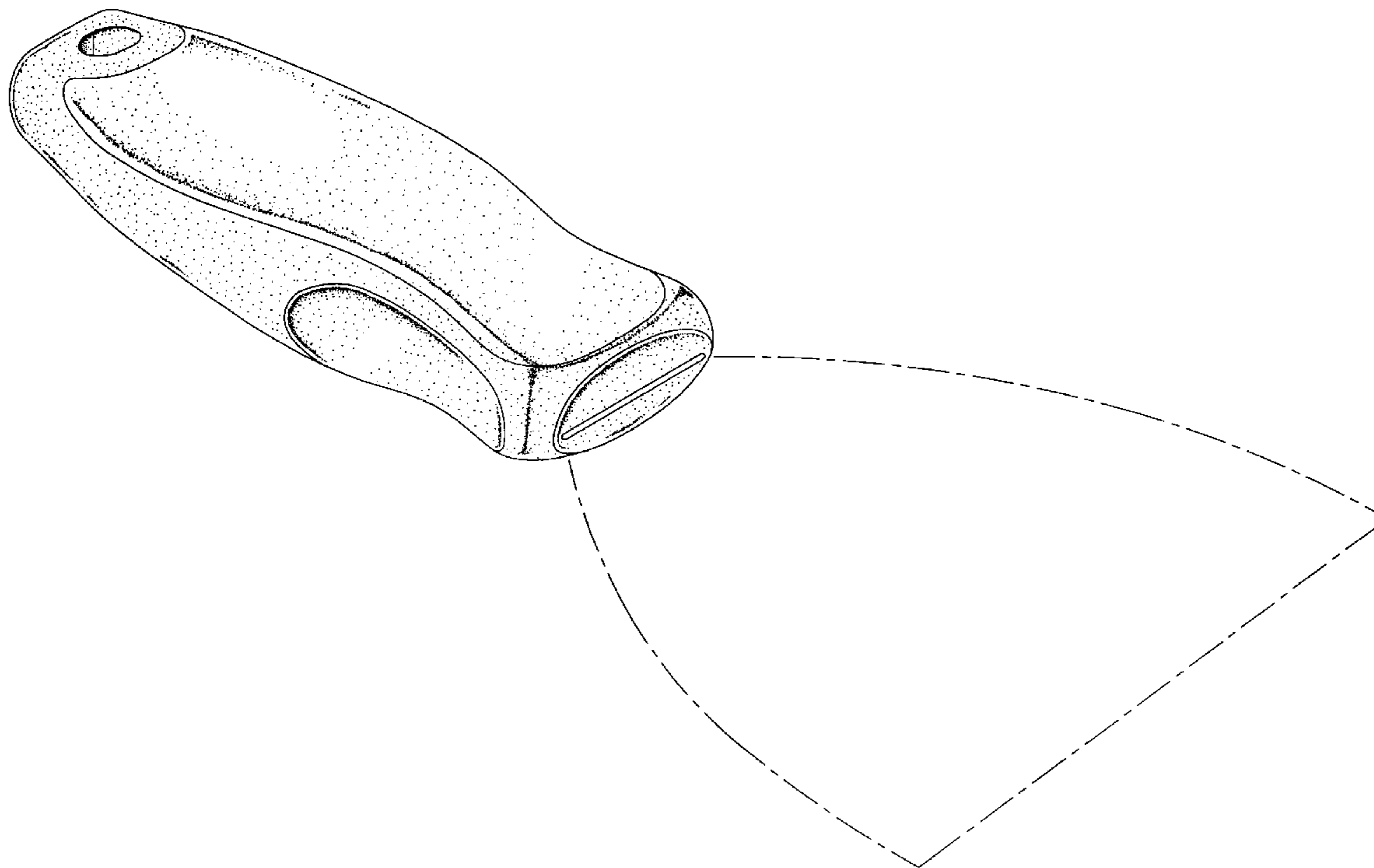
(57) **CLAIM**

The ornamental design for a putty knife handle, as shown
and described.

DESCRIPTION

FIG. 1 is a perspective view of a putty knife handle
embodying the design, according to the present invention;
FIG. 2 is a side elevational view thereof, the opposite side
appearing as a mirror image thereof;
FIG. 3 is top plan view thereof, the opposite side appearing
identical thereto;
FIG. 4 is a front elevational view thereof; and,
FIG. 5 is a rear elevational view thereof.
The broken lines shown in the Figures are for illustrative
purposes only and form no part of the claimed design.

1 Claim, 3 Drawing Sheets



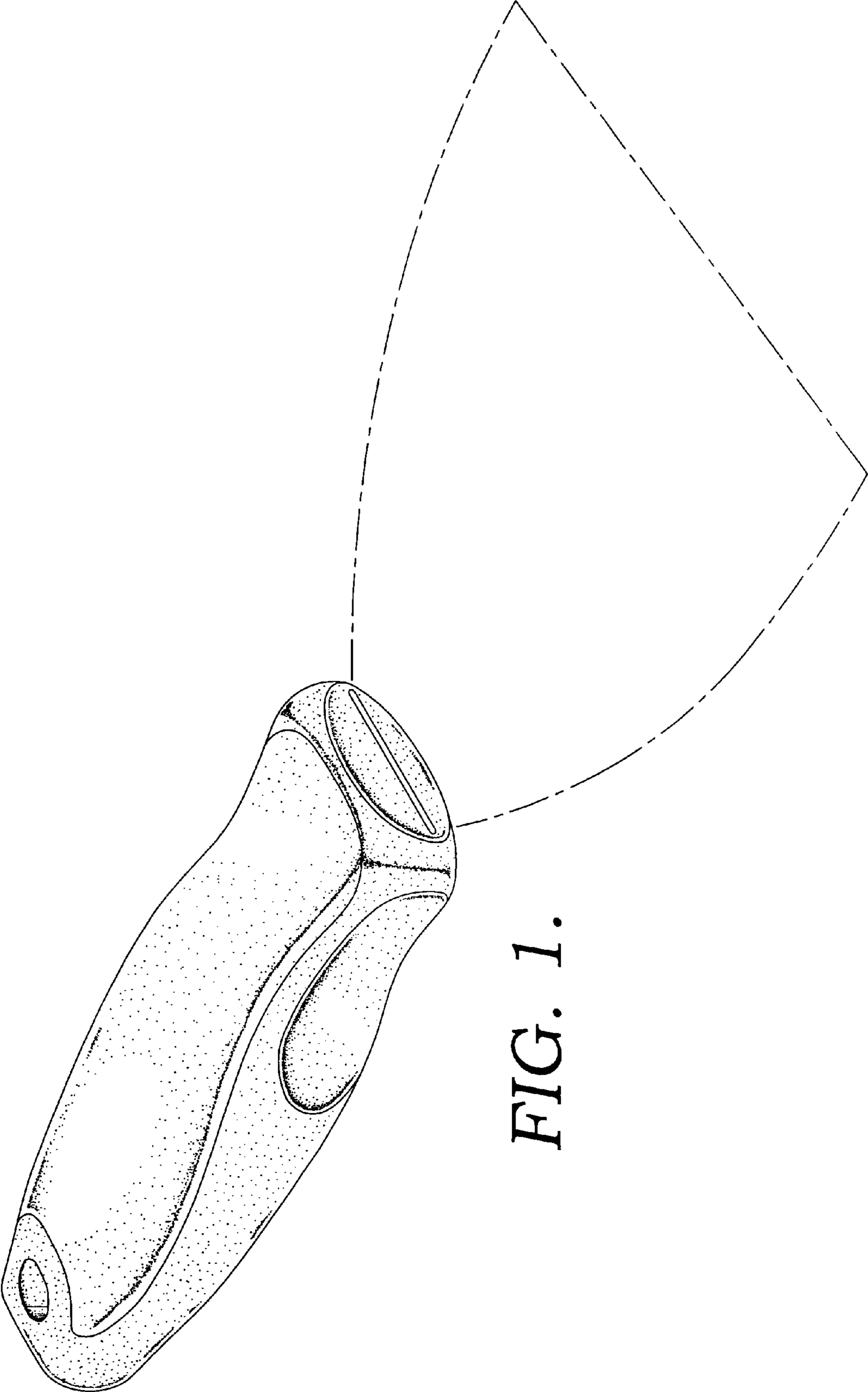


FIG. 1.

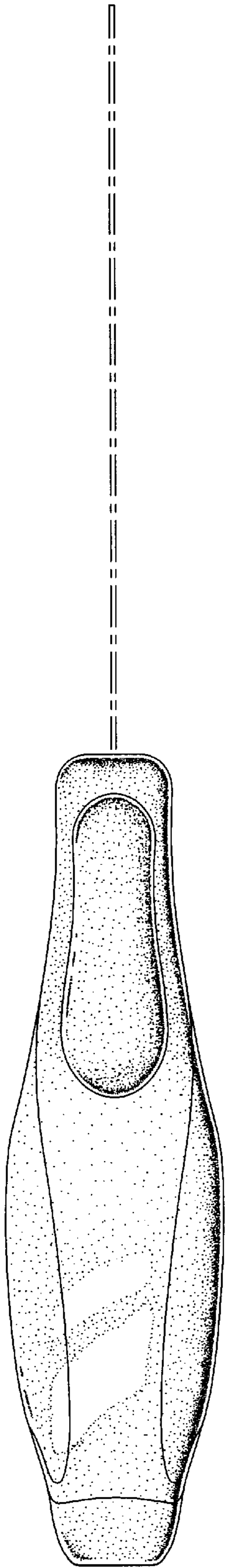


FIG. 2.

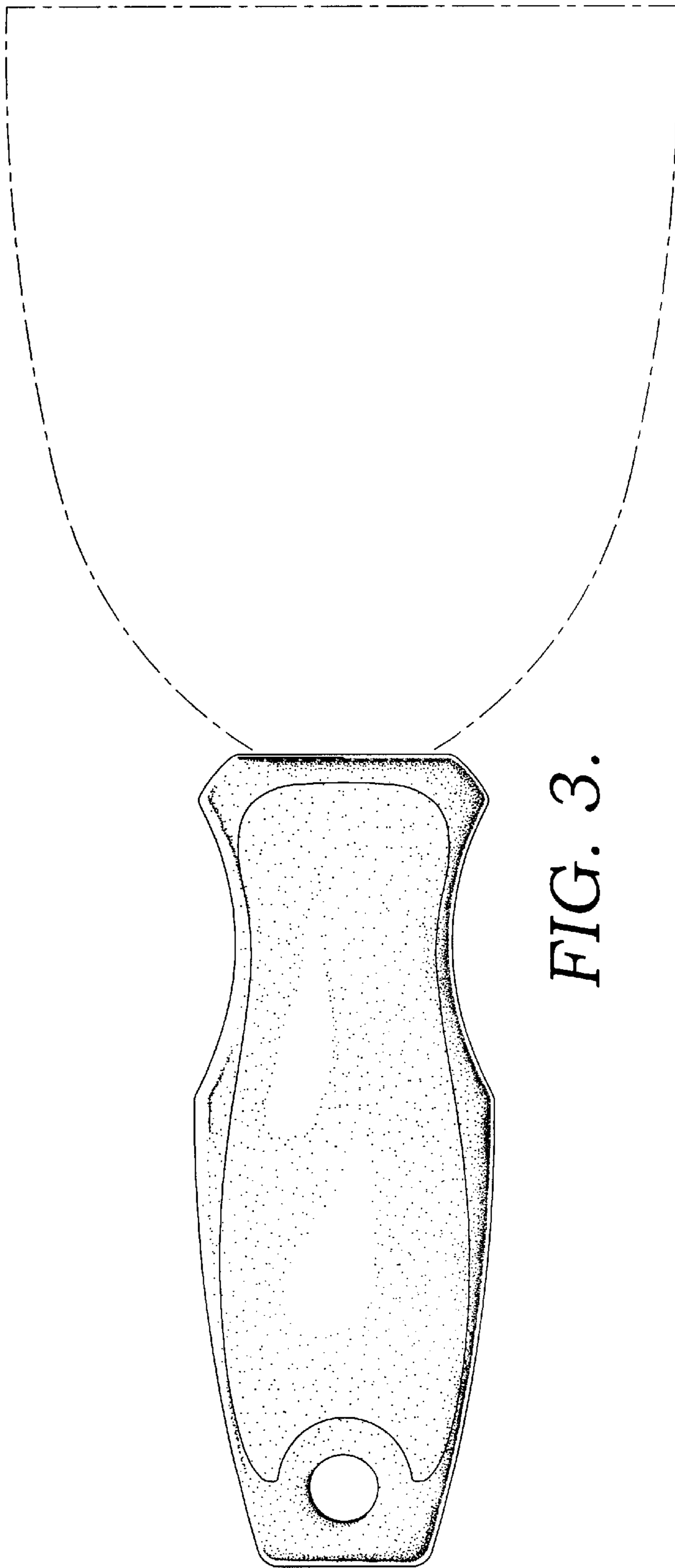


FIG. 3.

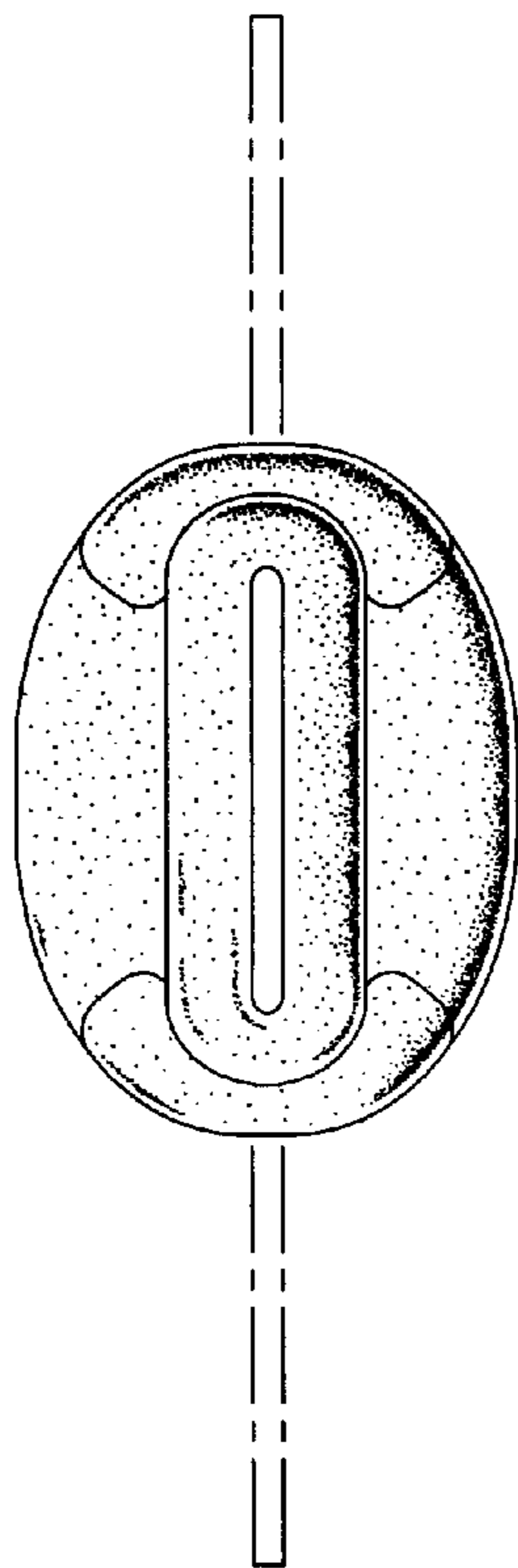


FIG. 4.

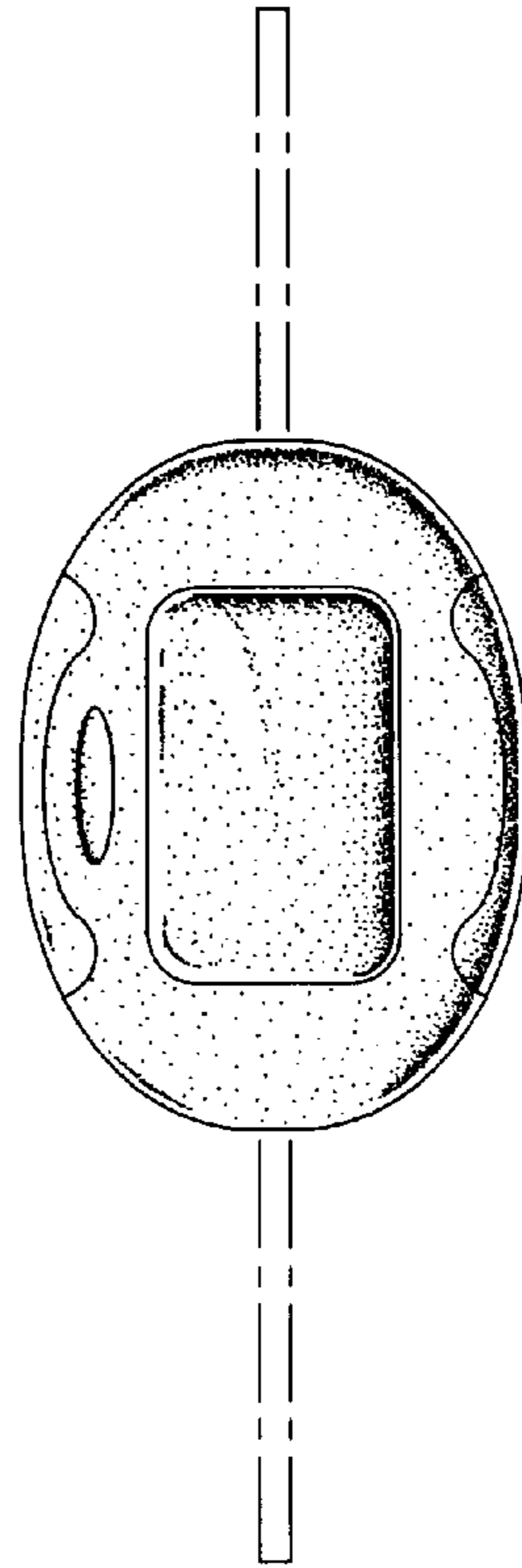


FIG. 5.