

US00D526879S

(12) **United States Design Patent**
Chudek et al.

(10) **Patent No.:** **US D526,879 S**

(45) **Date of Patent:** **** Aug. 22, 2006**

(54) **COMBINED HANDLE FOR A LETTER
OPENER OR A STAPLE REMOVER**

(75) Inventors: **Christopher Chudek**, Smyrna, GA
(US); **Michael E. Peterson**, Fairfield,
CT (US); **Larry Buchtman**,
Goldsboro, NC (US)

(73) Assignee: **Acme United Corporation**, Fairfield,
CT (US)

(**) Term: **14 Years**

(21) Appl. No.: **29/213,571**

(22) Filed: **Sep. 20, 2004**

(51) **LOC (8) Cl.** **08-03**

(52) **U.S. Cl.** **D8/104**; D8/48

(58) **Field of Classification Search** D8/102-107,
D8/48, 98, 41, 82-87; D19/69; D7/642-652,
D7/401.2; 81/177.1, 177.5, 436-440, 489;
16/110.1, 430-431

See application file for complete search history.

(56) **References Cited**

U.S. PATENT DOCUMENTS

D79,010 S * 7/1929 Barnhart D8/104

D310,015 S * 8/1990 Evenson D8/102

D352,217 S * 11/1994 Hochfeld et al. D8/48

D431,960 S * 10/2000 Hay D7/401.2

D435,399 S * 12/2000 Pease et al. D7/649

D438,057 S * 2/2001 Kerman D7/401.2

* cited by examiner

Primary Examiner—Pamela Burgess

(74) *Attorney, Agent, or Firm*—Gabriel S. Gross; Whyte
Hirschboeck Dudek S.C.

(57) **CLAIM**

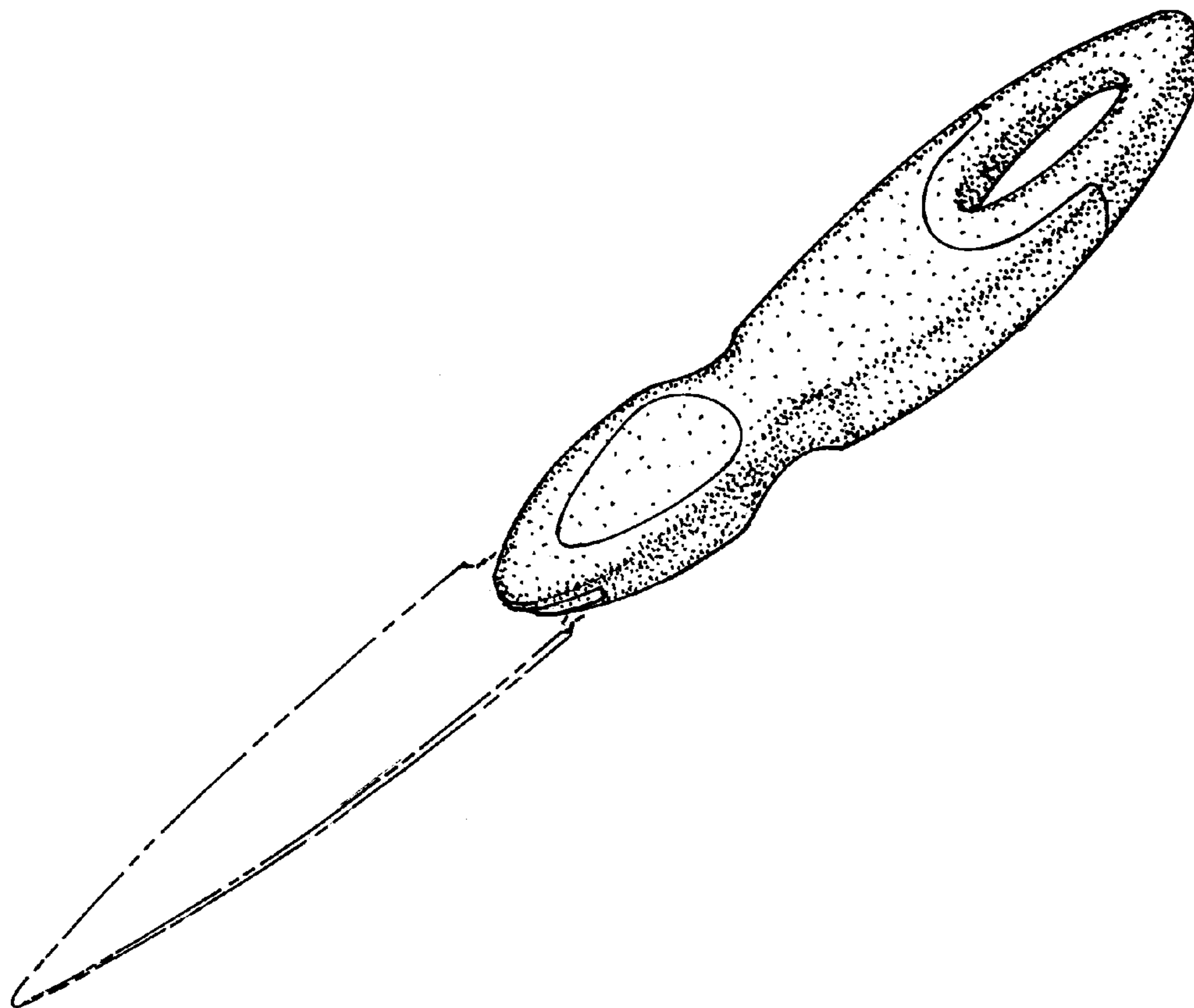
The ornamental design for the combined handle for a letter
opener or a staple remover, as shown and described.

DESCRIPTION

FIG. 1 is a front view of a combined handle for a letter
opener or a staple remover, a representative letter opener
blade being shown in broken lines, showing our new design;
FIG. 2 is a bottom plan view thereof, the opposite top plan
view being the mirror image thereof;
FIG. 3 is a rear view thereof;
FIG. 4 is a left side view thereof;
FIG. 5 is a right side view thereof; and,
FIG. 6 is a perspective view thereof.

No claim is made to the portions shown in broken lines.

1 Claim, 2 Drawing Sheets



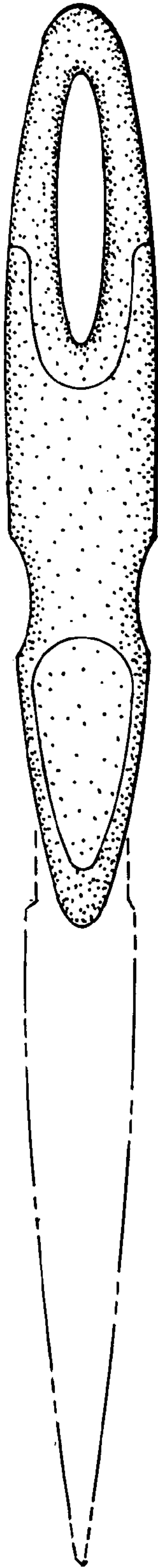


FIG. 1

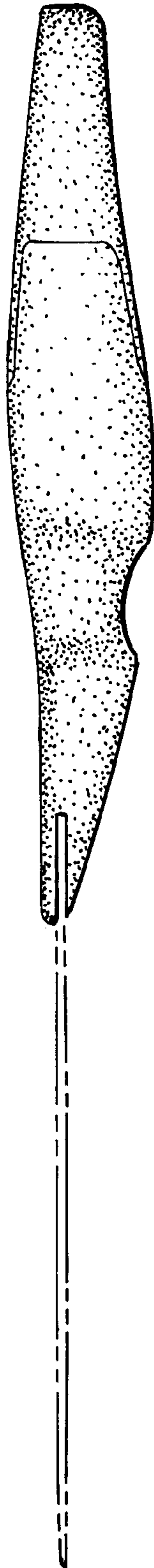


FIG. 2

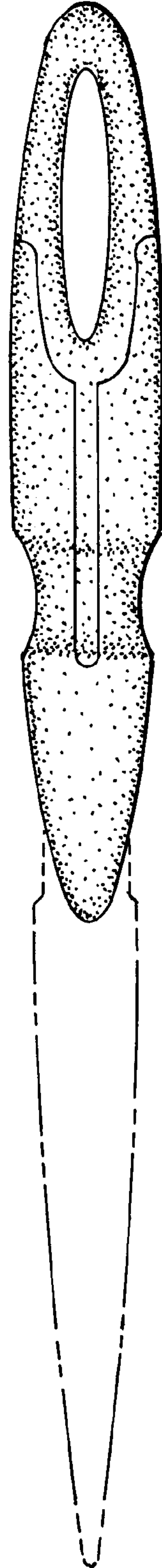


FIG. 3

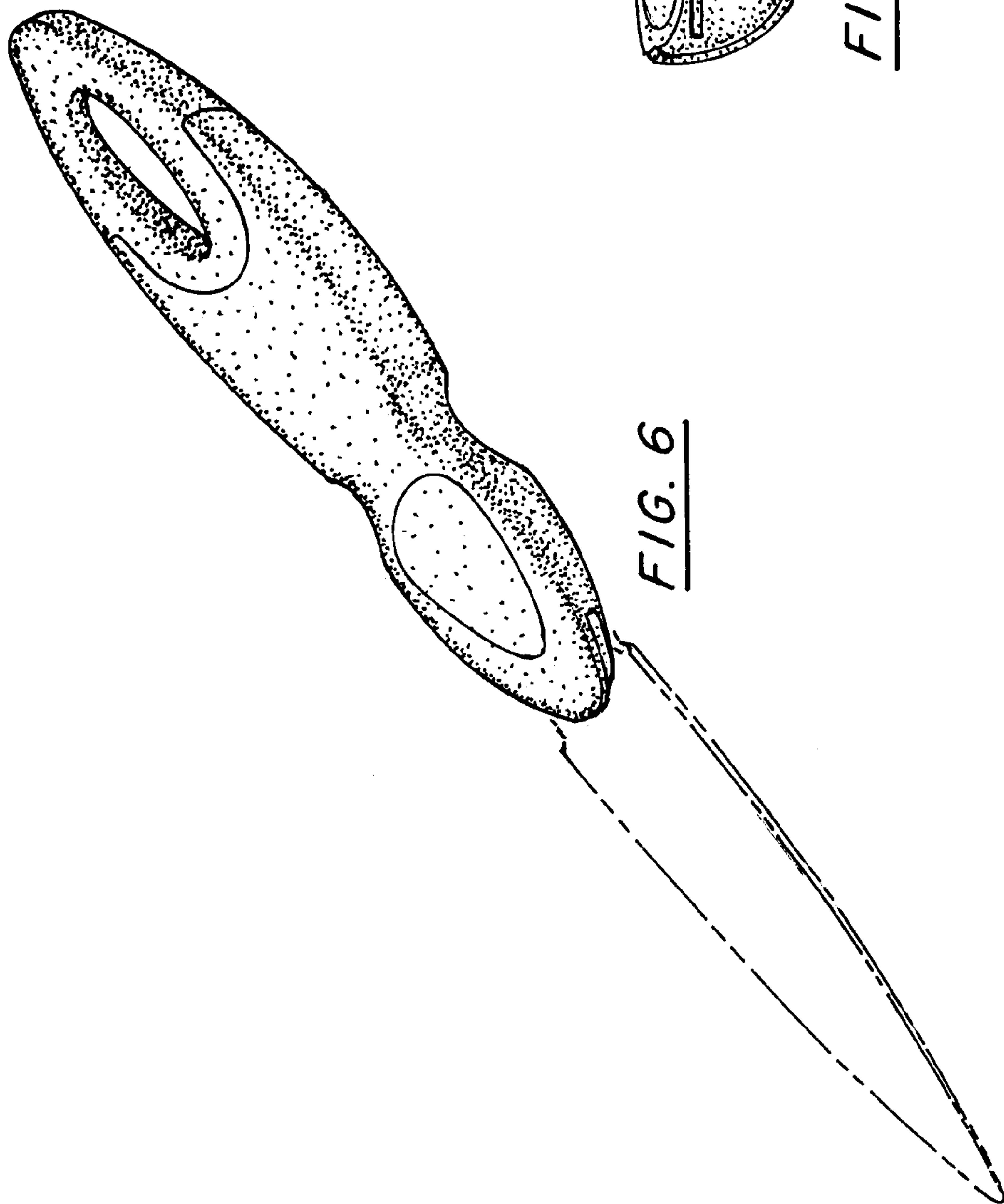


FIG. 6

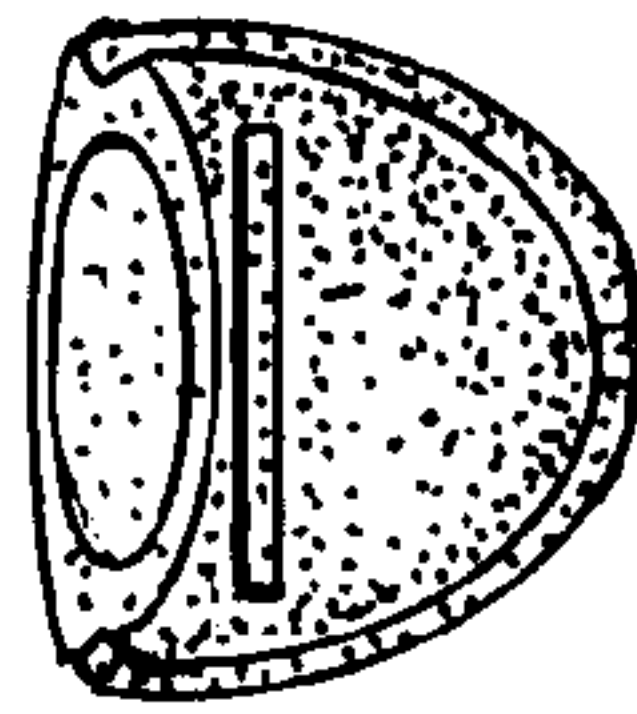


FIG. 4

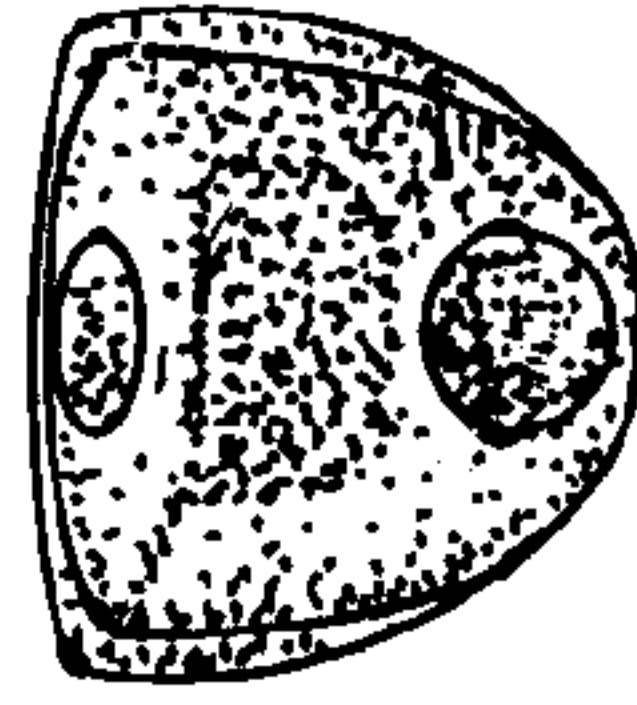


FIG. 5