



US00D526872S

(12) **United States Design Patent**
Snider

(10) **Patent No.:** **US D526,872 S**

(45) **Date of Patent:** **** Aug. 22, 2006**

(54) **SCREWDRIVER**

(75) Inventor: **Gregory Scott Snider**, Bel Air, MD
(US)

(73) Assignee: **Black & Decker Inc.**, Newark, DE
(US)

(**) Term: **14 Years**

(21) Appl. No.: **29/212,743**

(22) Filed: **Sep. 8, 2004**

Related U.S. Application Data

(63) Continuation-in-part of application No. 29/188,419, filed on Aug. 18, 2003, now Pat. No. Des. 502,071, and a continuation-in-part of application No. 10/616,349, filed on Jul. 9, 2003, now abandoned.

(51) **LOC (8) Cl.** **08-04**

(52) **U.S. Cl.** **D8/68**; D8/61

(58) **Field of Classification Search** D8/14.1,
D8/61, 62, 63, 64, 65, 66, 67, 68, 69, 70;
81/57.11, 429, 464, 465, 466, 469, 489; 173/13,
173/104, 114, 168, 169, 170, 171, 178, 201,
173/211, 213, 217; 408/20, 124, 125, 234,
408/241 R; 451/358; 310/50; 227/8, 114,
227/120, 130, 136, 142

See application file for complete search history.

(56) **References Cited**

U.S. PATENT DOCUMENTS

4,522,270	A	6/1985	Kishi	
4,779,687	A	10/1988	Schreiber et al.	
D301,496	S	* 6/1989	Yonesawa et al. D8/68
4,912,349	A	* 3/1990	Chang 310/50
D391,820	S	3/1998	Bunyea	
D418,729	S	1/2000	Snider	
D427,038	S	6/2000	Lin	
6,102,134	A	* 8/2000	Alsruhe 173/170
D443,491	S	* 6/2001	Robson D8/61
D447,924	S	9/2001	Neitzell et al.	
6,321,856	B1	* 11/2001	Alsruhe 173/170
6,364,033	B1	4/2002	Hung et al.	
6,397,708	B1	* 6/2002	Hung 81/489
D462,593	S	9/2002	Nottingham et al.	

6,467,556	B1	* 10/2002	Alsruhe 173/217
D467,146	S	12/2002	Chunn et al.	
D472,439	S	4/2003	Chunn et al.	
D476,542	S	7/2003	Chunn et al.	
D484,382	S	12/2003	Su	
D486,713	S	2/2004	Lai	
D487,383	S	3/2004	Ng	
D491,031	S	6/2004	Davis et al.	
6,817,424	B1	* 11/2004	Su et al. 310/50
2002/0011344	A1	* 1/2002	Alsruhe 173/217

FOREIGN PATENT DOCUMENTS

DE	M 95 00751	7/1995
DE	400 08 414	1/2001
WO	DM/027 844	11/1993
WO	DM/042 229	12/1997

* cited by examiner

Primary Examiner—T. Chase Nelson

(74) *Attorney, Agent, or Firm*—John Yun; Bruce S. Shapiro; Wesley Muller

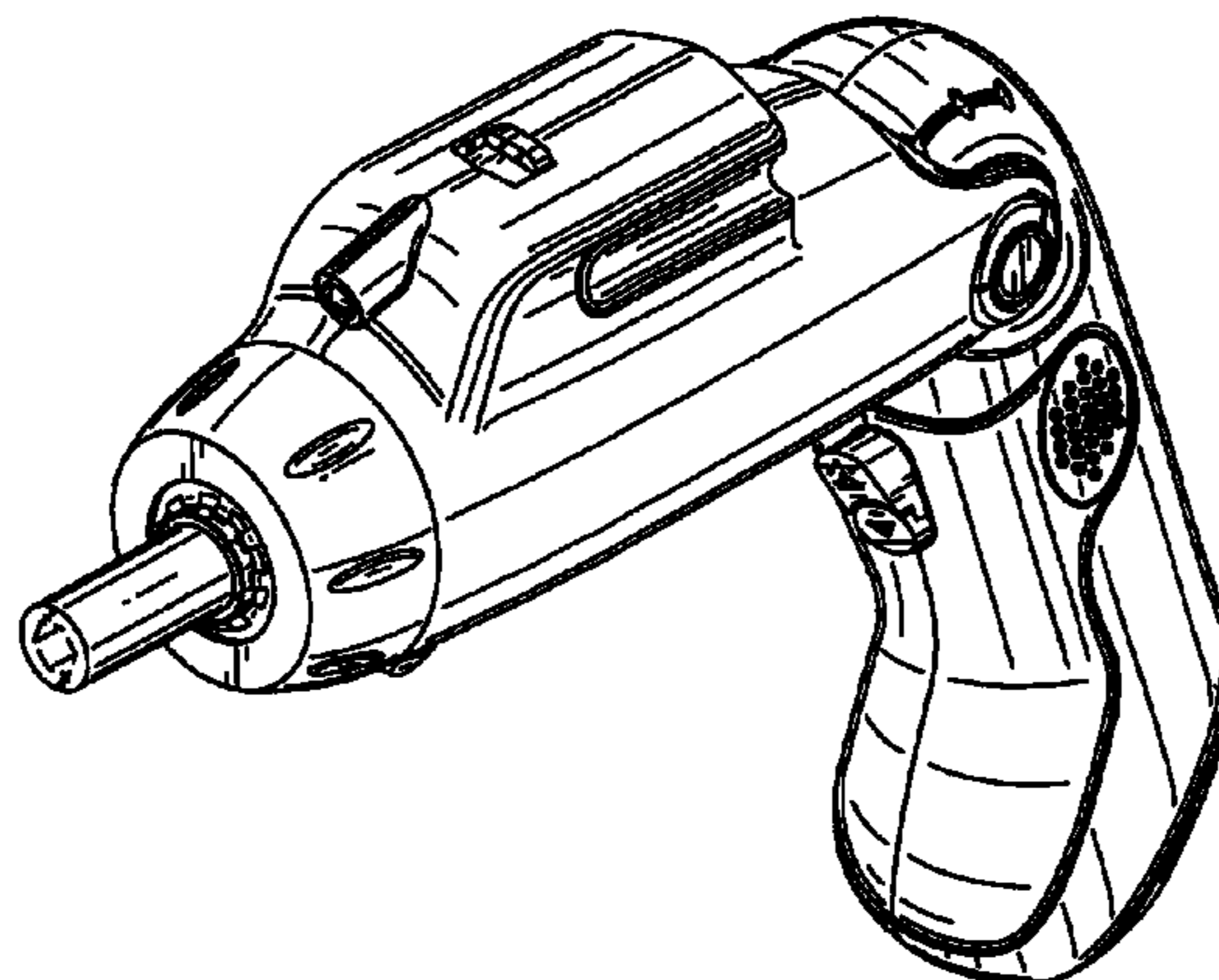
(57) **CLAIM**

The ornamental design for a screwdriver, as shown and described.

DESCRIPTION

FIG. 1 shows a perspective view of a screwdriver of the present invention;
 FIG. 2 shows a front view of the screwdriver of the present invention;
 FIG. 3 shows a rear view of the screwdriver of the present invention;
 FIGS. 4 and 5 show opposite side views of the screwdriver of the present invention;
 FIG. 6 shows a top view of the screwdriver of the present invention;
 FIG. 7 shows a bottom view of the screwdriver of the present invention; and,
 FIG. 8 shows a perspective view of the screwdriver of the present invention in an alternate, extended position.
 The broken line depiction of portions of the screwdriver in the FIG. 1, 2, and 8 views is for illustrative purposes only and forms no part of the claimed design.

1 Claim, 6 Drawing Sheets



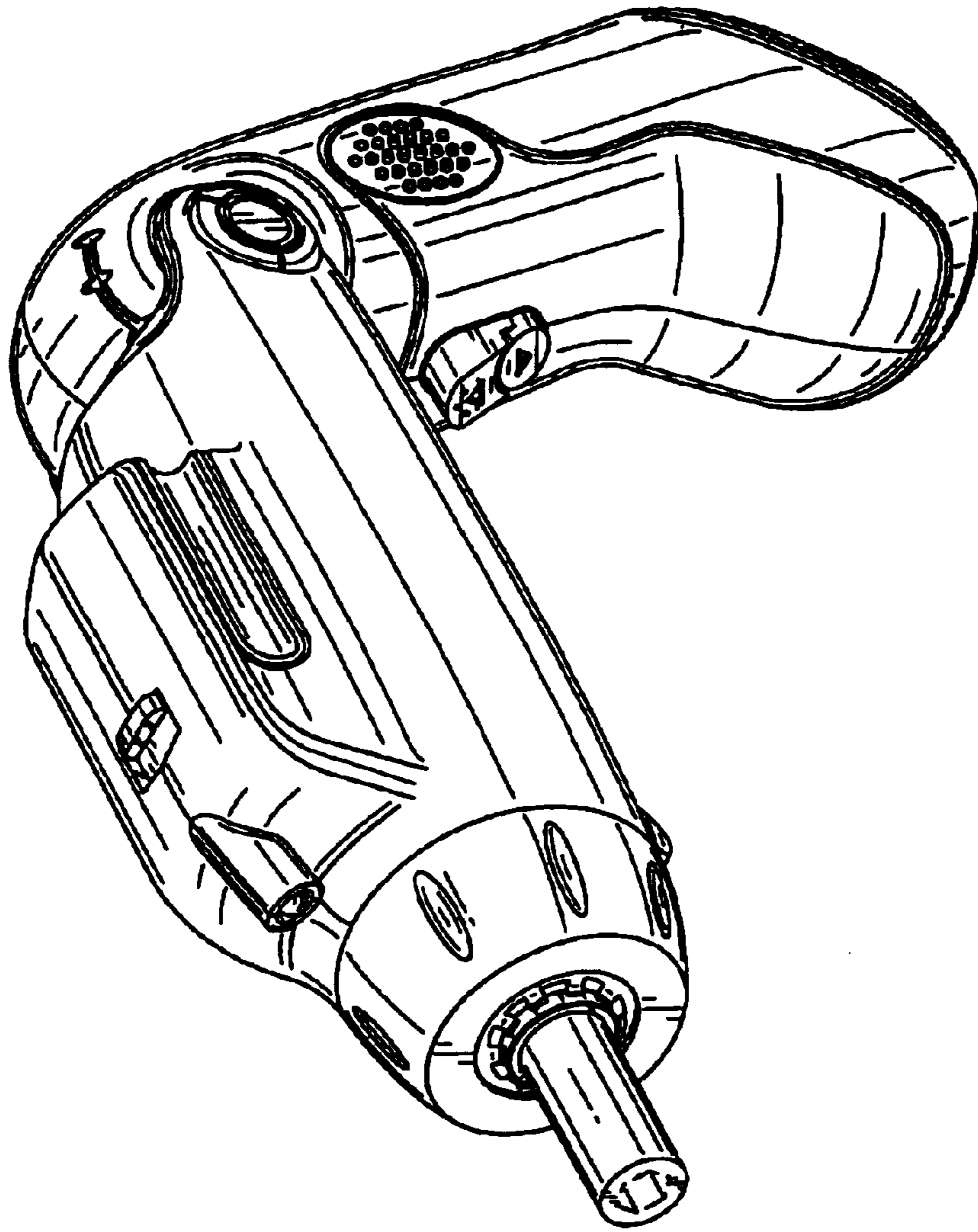


FIG. 1

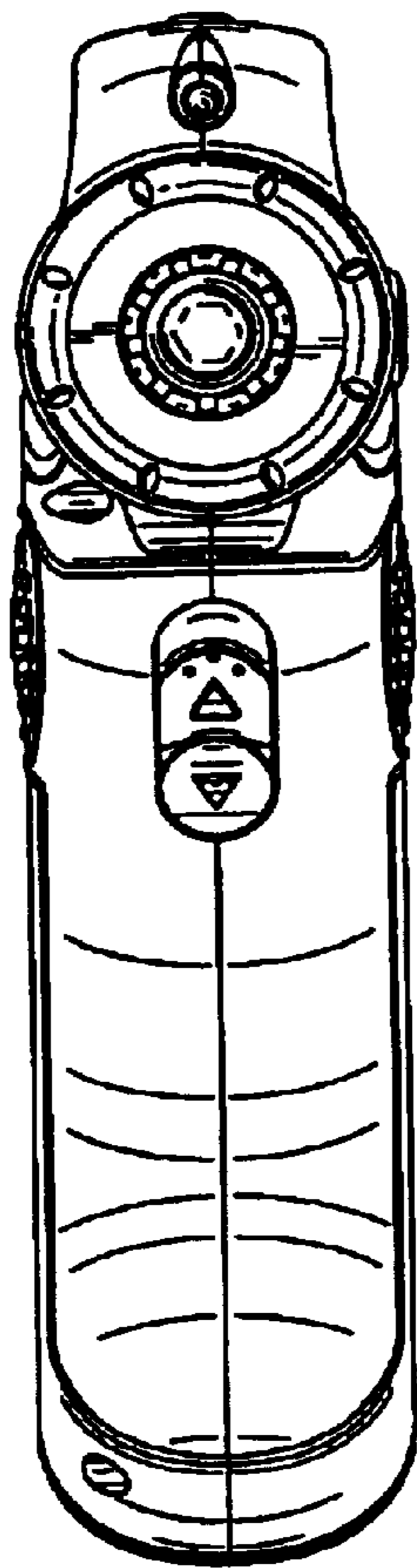


FIG. 2

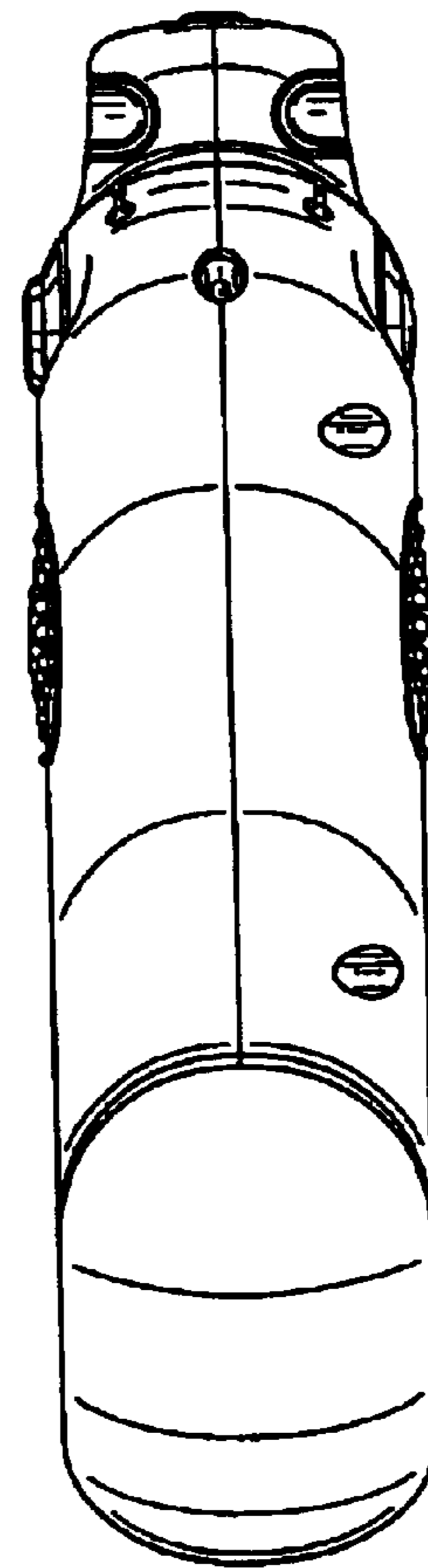


FIG. 3

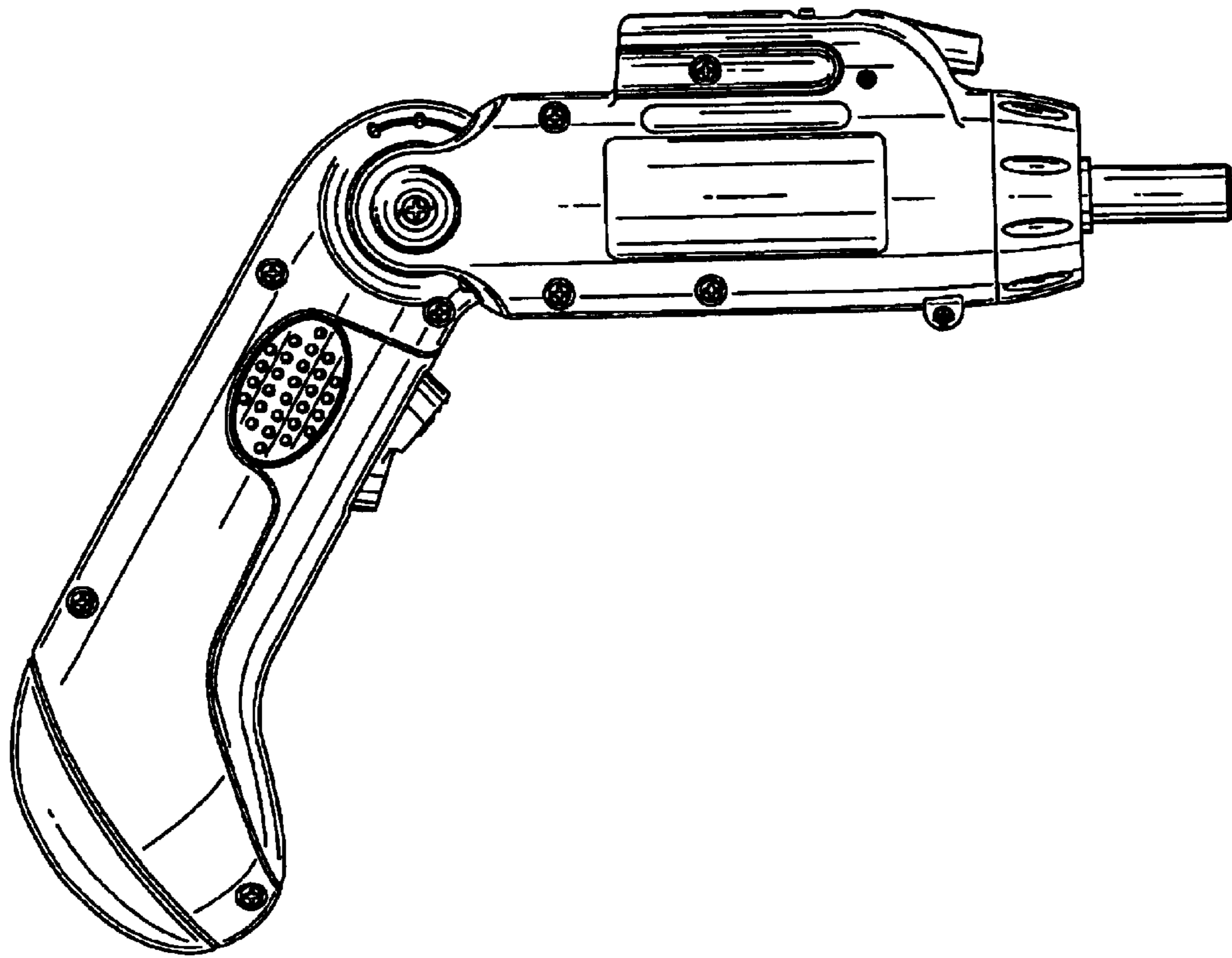


FIG. 4

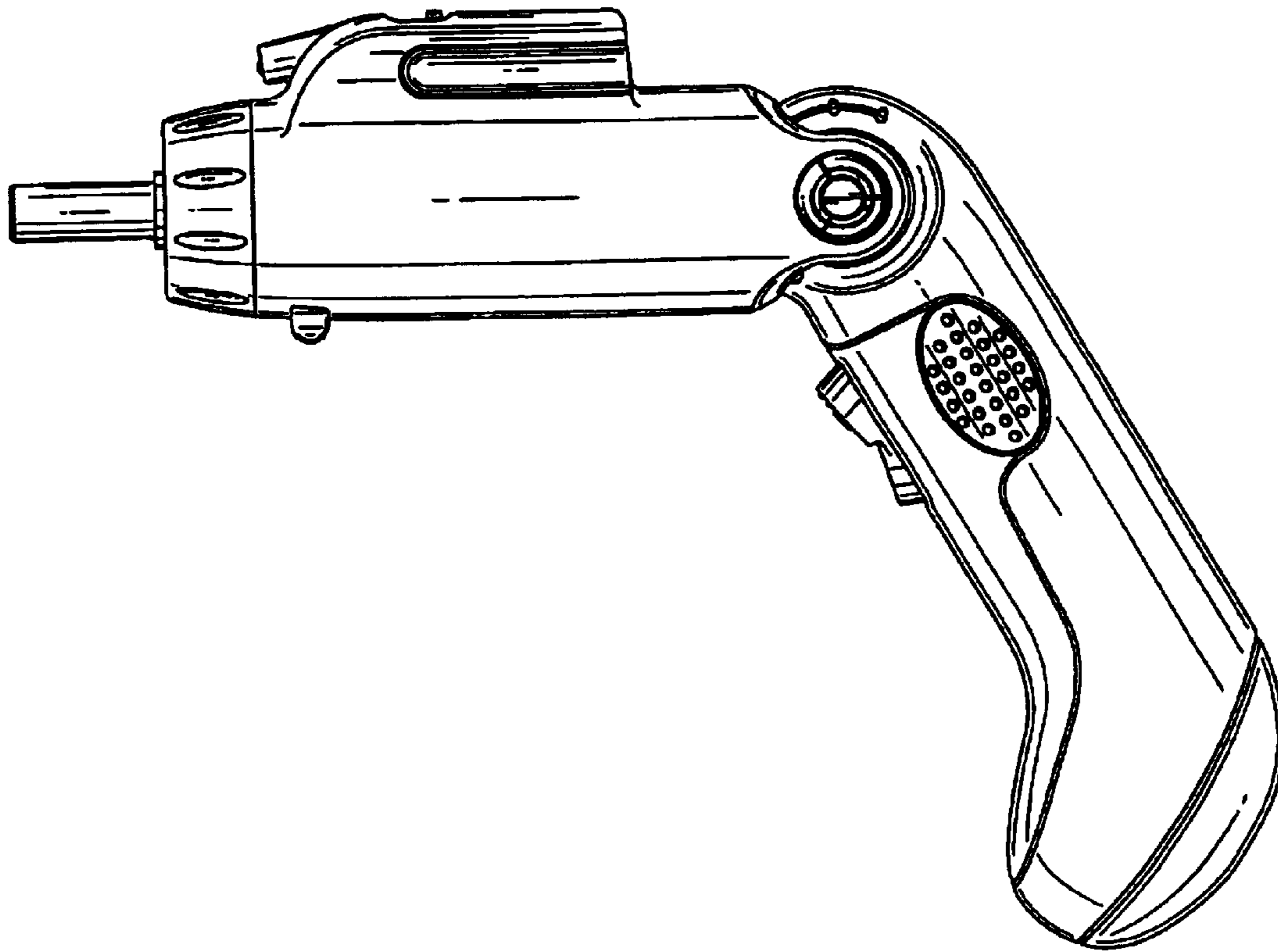


FIG. 5




FIG. 6

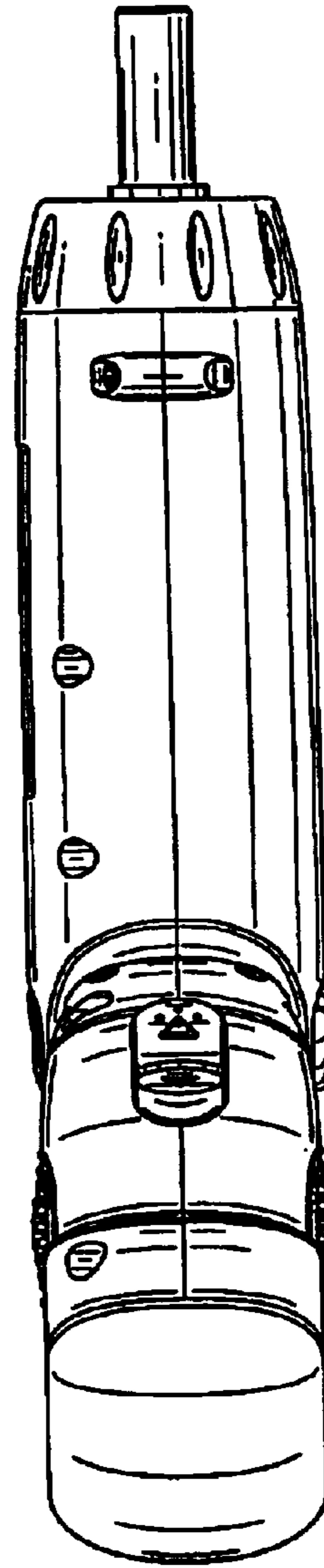


FIG. 7

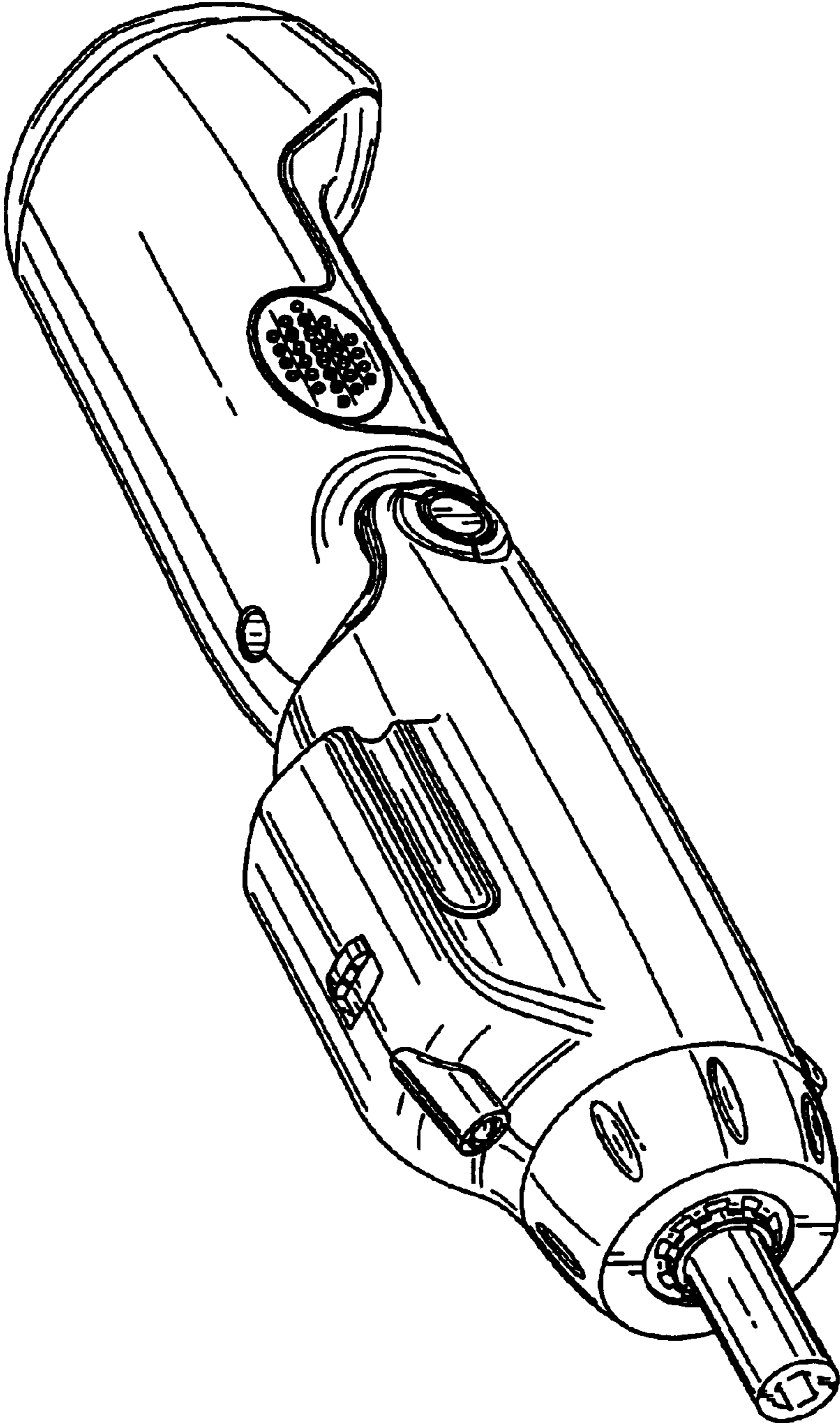


FIG. 8