



US00D526861S

(12) **United States Design Patent**
Moore

(10) **Patent No.:** **US D526,861 S**

(45) **Date of Patent:** **** Aug. 22, 2006**

(54) **GOLF FLAG KABOB SKEWER**

6,584,927 B1 * 7/2003 Iversen et al. 116/173
6,808,098 B1 * 10/2004 Bickett et al. 116/173

(76) Inventor: **Joseph Moore**, 1 Bradford Dr., Bella Vista, AR (US) 72714

* cited by examiner

(**) Term: **14 Years**

Primary Examiner—Terry A. Wallace
(74) *Attorney, Agent, or Firm*—Keisling Pieper & Scott PLC; David B. Pieper; Trent C. Keisling

(21) Appl. No.: **29/234,306**

(57) **CLAIM**

(22) Filed: **Jul. 15, 2005**

The ornamental design for a golf flag kabob skewer, as shown and described.

(51) **LOC (8) Cl.** **07-06**

(52) **U.S. Cl.** **D7/684**; D11/166

(58) **Field of Classification Search** D7/684,
D7/300.2; D11/181, 182, 166; 99/419, 421 A;
294/1.1, 5, 55.5, 61

DESCRIPTION

See application file for complete search history.

FIG. 1 is a top isometric view of a golf flag kabob skewer showing the golf flag shaped grip area of my new skewer design;

FIG. 2 is a left side view thereof;

FIG. 3 is a top view thereof, the bottom view being a mirror image thereof;

FIG. 4 is a right side view thereof;

FIG. 5 is a front view thereof; and,

FIG. 6 is a back view thereof.

(56) **References Cited**

U.S. PATENT DOCUMENTS

3,464,344	A	*	9/1969	Hawthorne	D7/300.2
D266,686	S	*	10/1982	Dretzke	D21/722
4,812,952	A	*	3/1989	Clemens	D7/300.2
D420,308	S	*	2/2000	Turok	D11/166

1 Claim, 1 Drawing Sheet

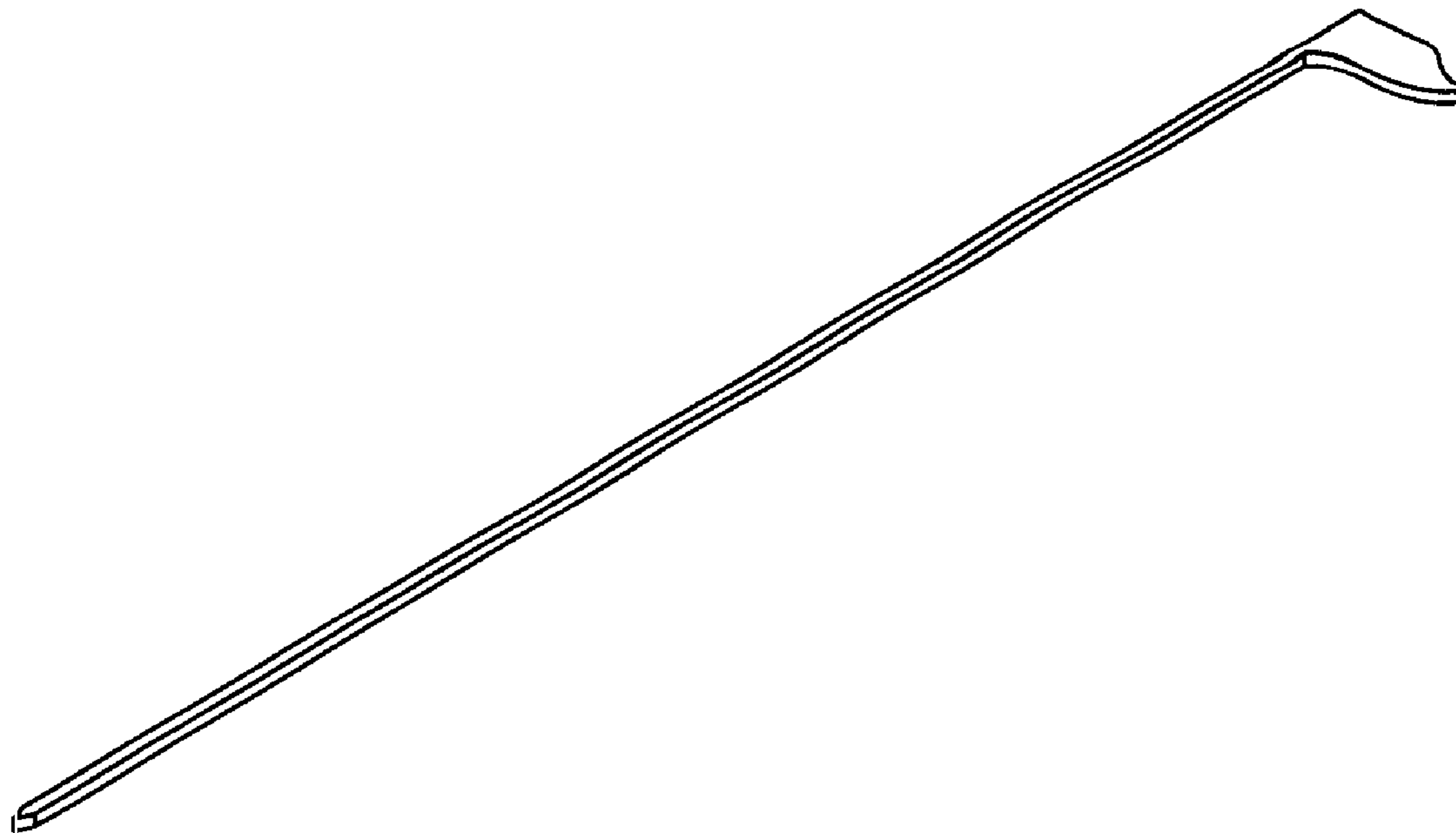


FIG. 1

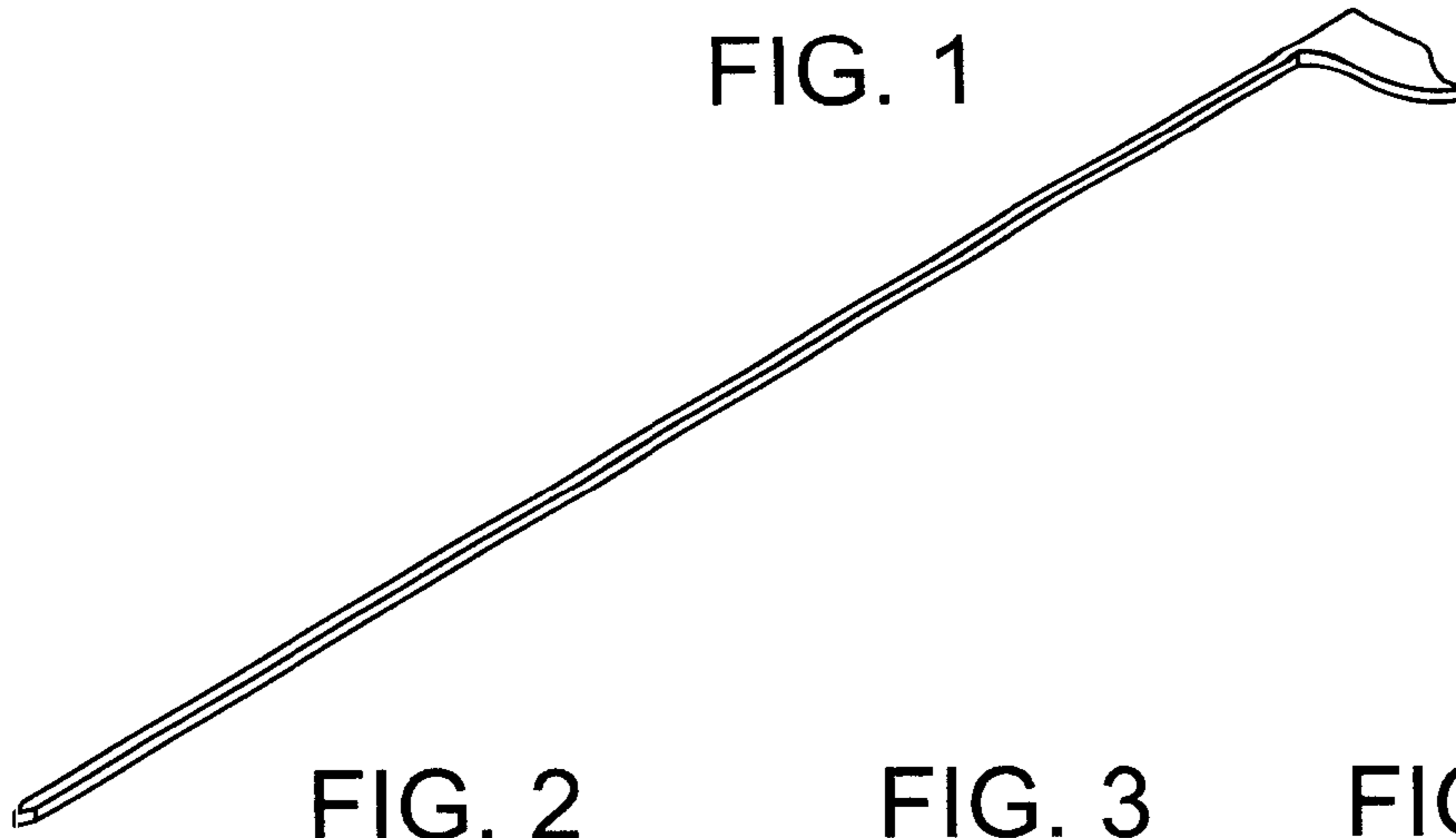


FIG. 2

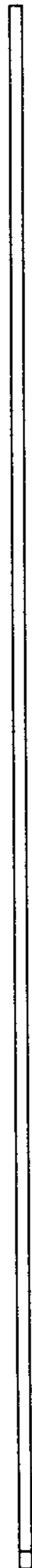


FIG. 3




FIG. 4

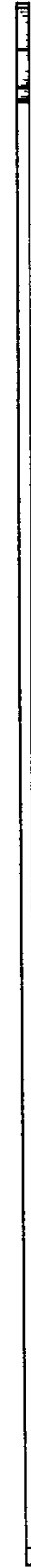


FIG. 5




FIG. 6

