

US00D526860S

(12) **United States Design Patent**
Moore

(10) **Patent No.:** **US D526,860 S**

(45) **Date of Patent:** **** Aug. 22, 2006**

(54) **TEE PRONG AND GOLF CLUB HANDLE FORK**

(76) Inventor: **Joseph Moore**, 1 Bradford Dr., Bella Vista, AR (US) 72714

(**) Term: **14 Years**

(21) Appl. No.: **29/234,274**

(22) Filed: **Jul. 15, 2005**

(51) **LOC (8) Cl.** **07-02**

(52) **U.S. Cl.** **D7/684**

(58) **Field of Classification Search** D7/683,
D7/684, 300.2; D21/717, 718, 759, 756;
294/55.5, 1.1, 61; 30/129, 142, 147, 148,
30/150, 322, 323

See application file for complete search history.

(56) **References Cited**

U.S. PATENT DOCUMENTS

D456,222 S * 4/2002 Rowe et al. D7/683

* cited by examiner

Primary Examiner—Terry A. Wallace

(74) *Attorney, Agent, or Firm*—Keisling Pieper & Scott PLC; David B. Pieper; Trent C. Keisling

(57) **CLAIM**

The ornamental design for a tee prong and golf club handle fork, as shown and described.

DESCRIPTION

FIG. 1 is a top isometric view of a tee prong and golf club handle fork showing the tee shaped prongs and club like grip arrangement of my new fork design;

FIG. 2 is a top view thereof, the bottom view being a mirror image thereof;

FIG. 3 is a right side view thereof, the left side view being a mirror image thereof;

FIG. 4 is a bottom view thereof;

FIG. 5 is a front view thereof; and,

FIG. 6 is a back view thereof.

1 Claim, 1 Drawing Sheet

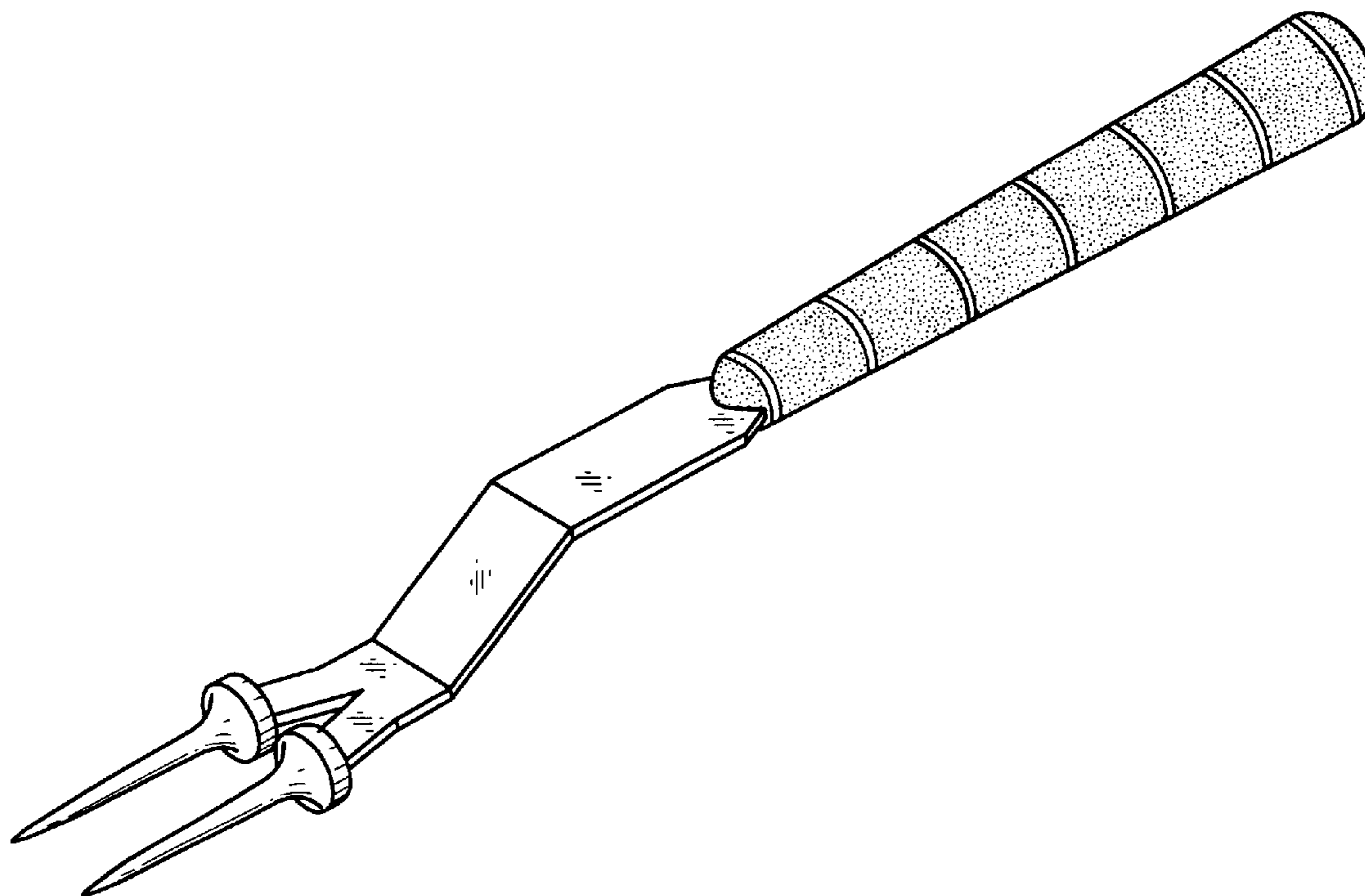


FIG. 1

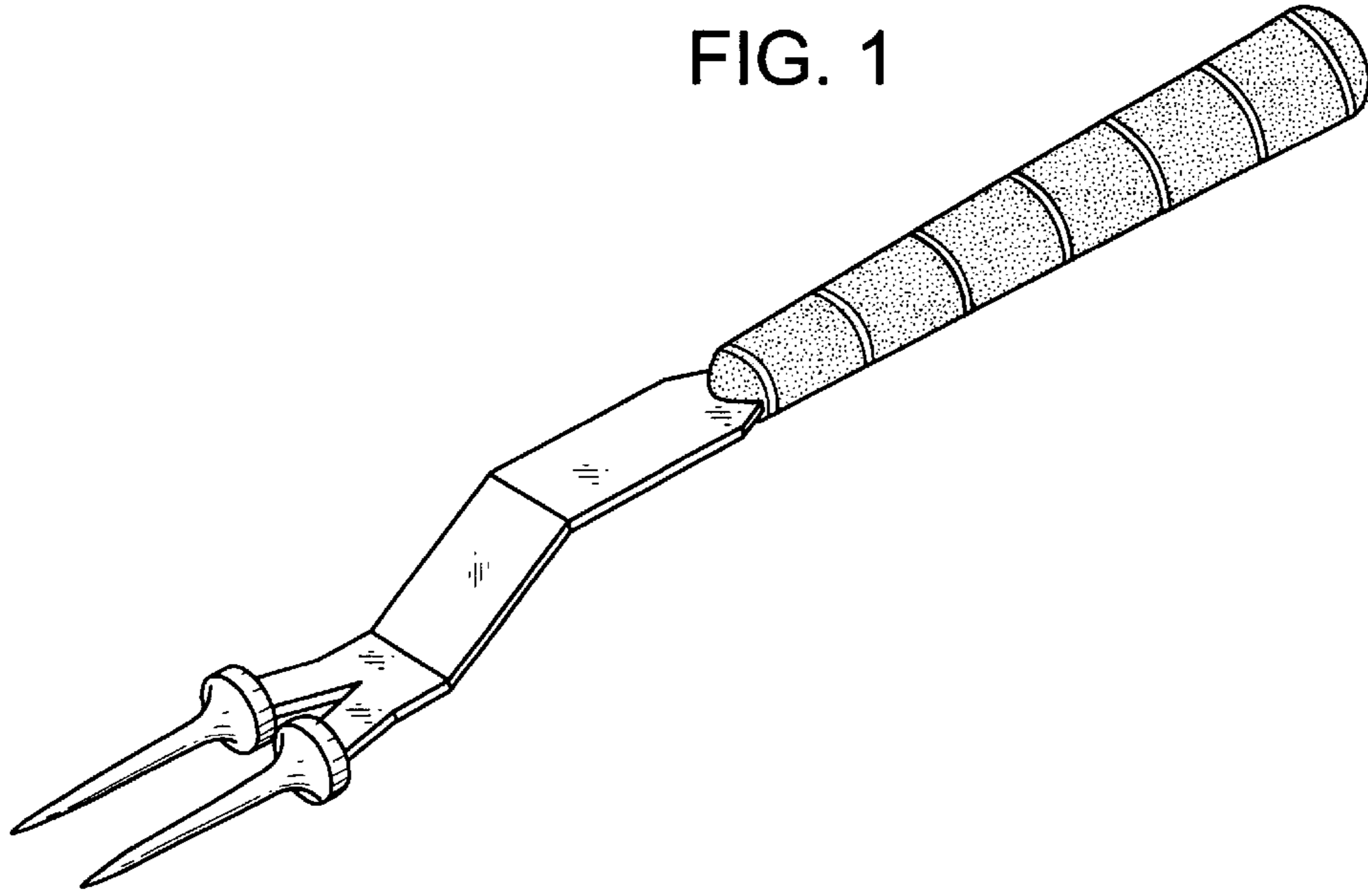


FIG. 2

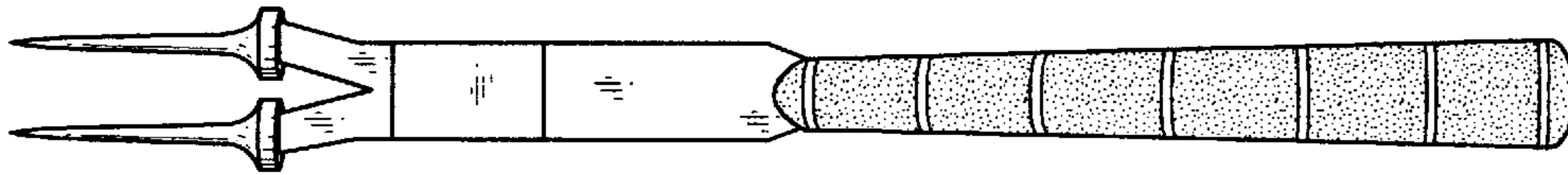


FIG. 3

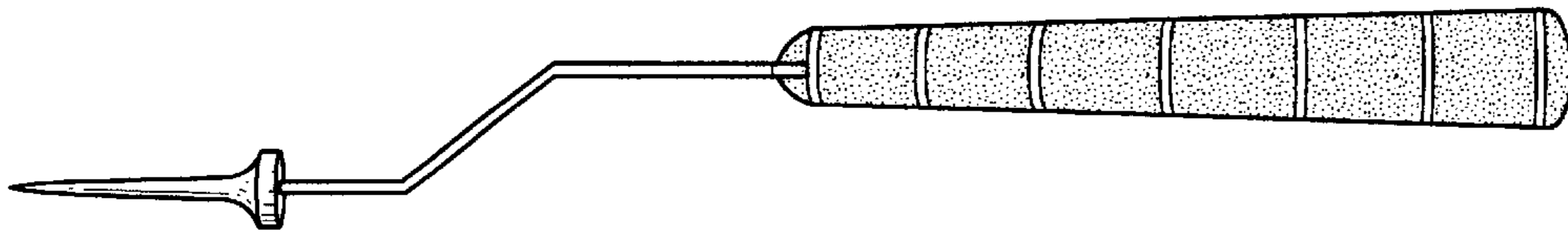


FIG. 4

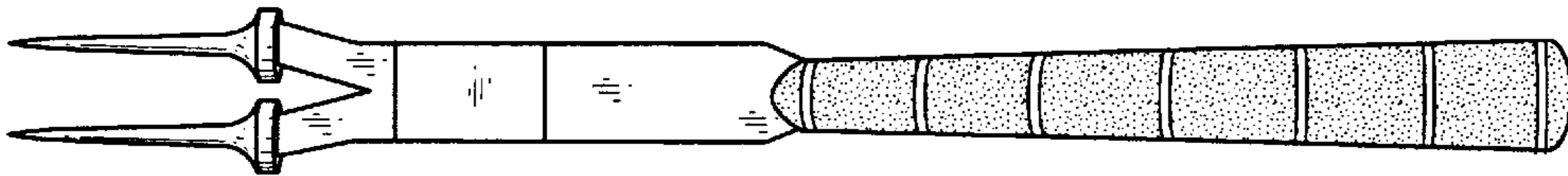


FIG. 5

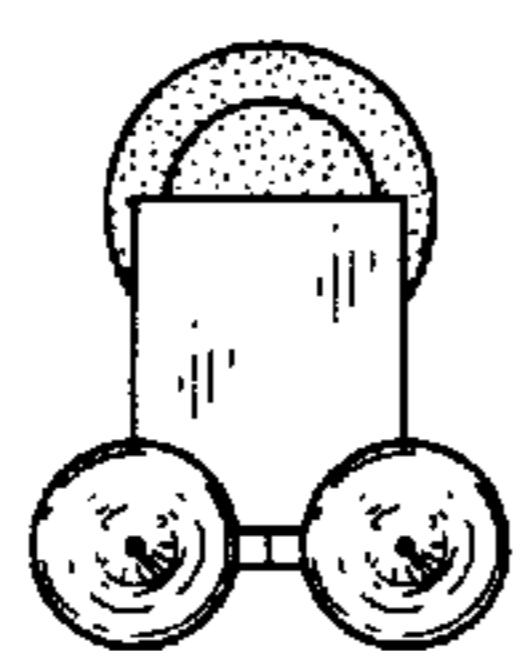


FIG. 6

