



US00D526858S

(12) **United States Design Patent**  
**Goodman et al.**

(10) **Patent No.:** **US D526,858 S**

(45) **Date of Patent:** **\*\* Aug. 22, 2006**

(54) **NAPKIN HOLDER**

(75) Inventors: **Sheldon H. Goodman**, 30905 Stratford, Solon, OH (US) 44139; **Kent W. Murphy**, Wooster, OH (US)

(73) Assignee: **Sheldon H. Goodman**, Solon, OH (US)

(\*\*) Term: **14 Years**

(21) Appl. No.: **29/234,973**

(22) Filed: **Jul. 26, 2005**

(51) **LOC (8) Cl.** ..... **07-06**

(52) **U.S. Cl.** ..... **D7/631**

(58) **Field of Classification Search** ..... D7/631-634, D7/590; D19/75, 77, 78, 85, 86, 90, 91; D6/475, D6/474; 221/33-41, 45-60; 211/11, 13.1, 211/40, 41.2, 41.3, 45, 49.1, 50  
See application file for complete search history.

(56) **References Cited**

**U.S. PATENT DOCUMENTS**

1,400,564 A \* 12/1921 Metzger ..... D7/631

D148,631 S \* 2/1948 Marcus ..... D19/90  
D153,683 S \* 5/1949 Hamilton ..... D7/631  
3,216,582 A \* 11/1965 Cross ..... 211/50  
D277,723 S \* 2/1985 Wolff ..... D6/475

\* cited by examiner

*Primary Examiner*—Terry A. Wallace

(74) *Attorney, Agent, or Firm*—Pearne & Gordon LLP

(57) **CLAIM**

The ornamental design for a napkin holder, as shown and described.

**DESCRIPTION**

FIG. 1 is a front elevational view of a napkin holder showing our new design;

FIG. 2 is a side elevational view thereof;

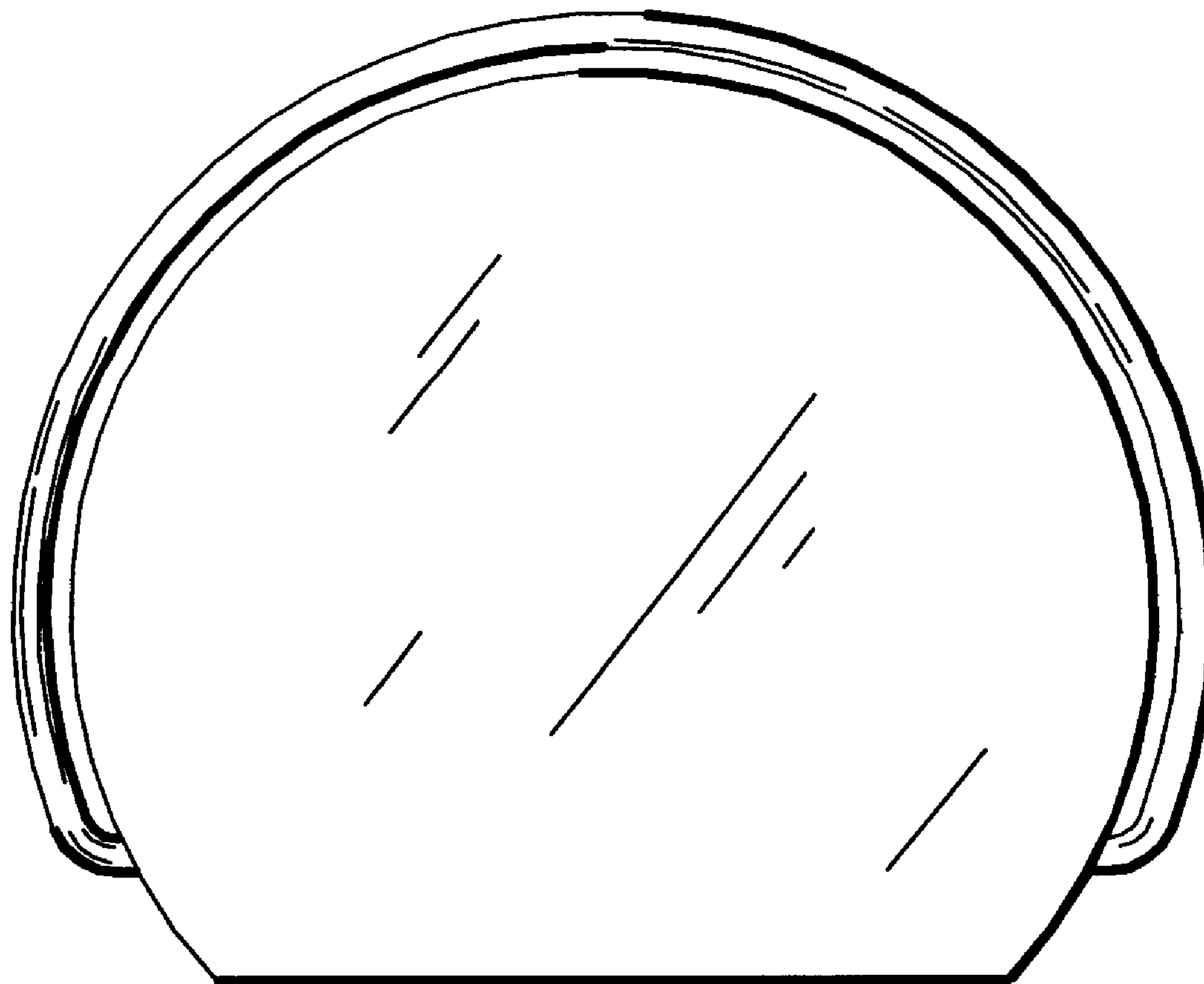
FIG. 3 is a top plan view thereof;

FIG. 4 is a perspective view thereof; and,

FIG. 5 is a bottom plan view thereof.

The broken-line disclosure of elements in the views is for illustrative purposes only and forms no part of the claimed design.

**1 Claim, 2 Drawing Sheets**






FIG. 1

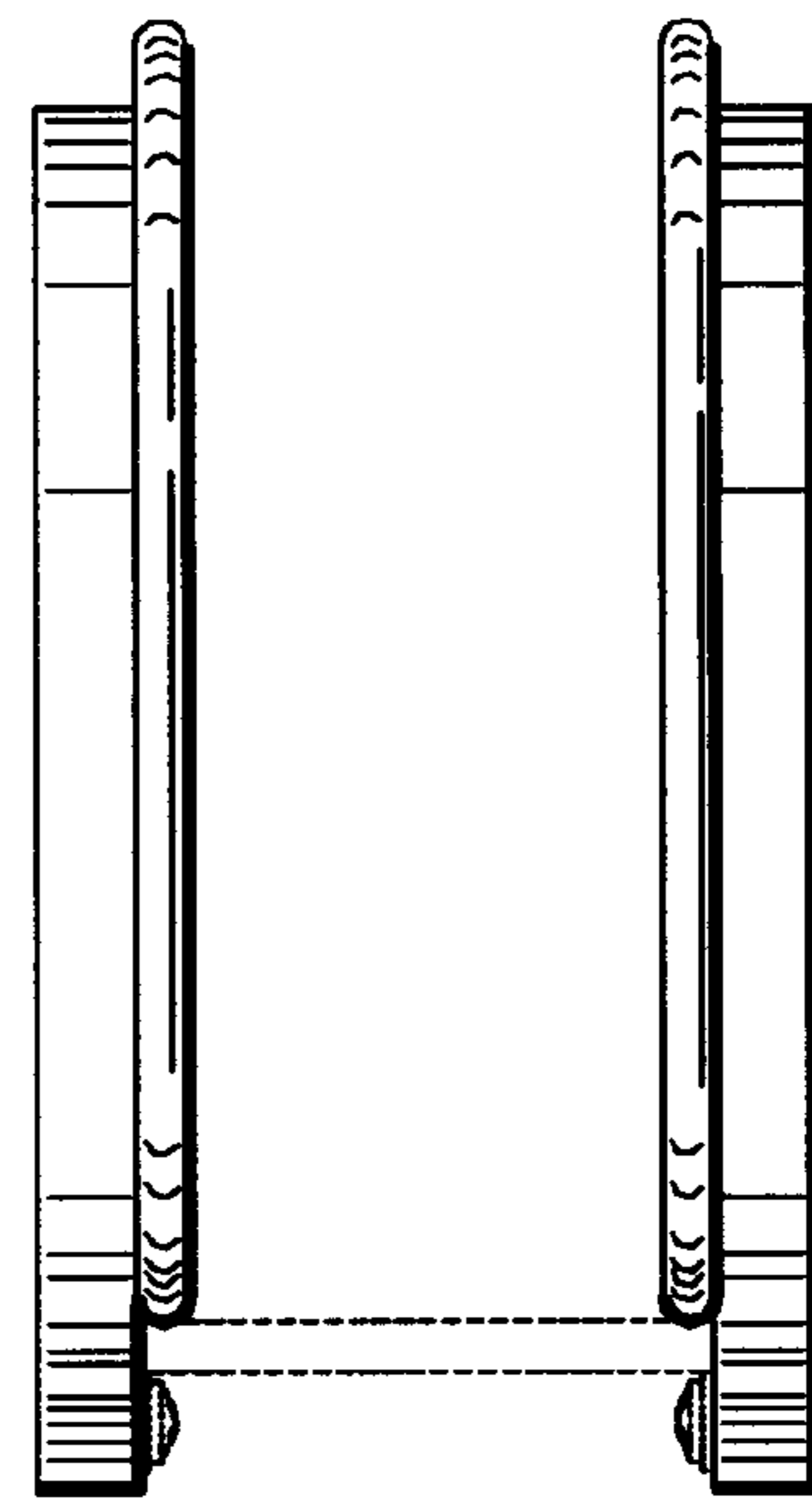


FIG. 2




FIG. 3

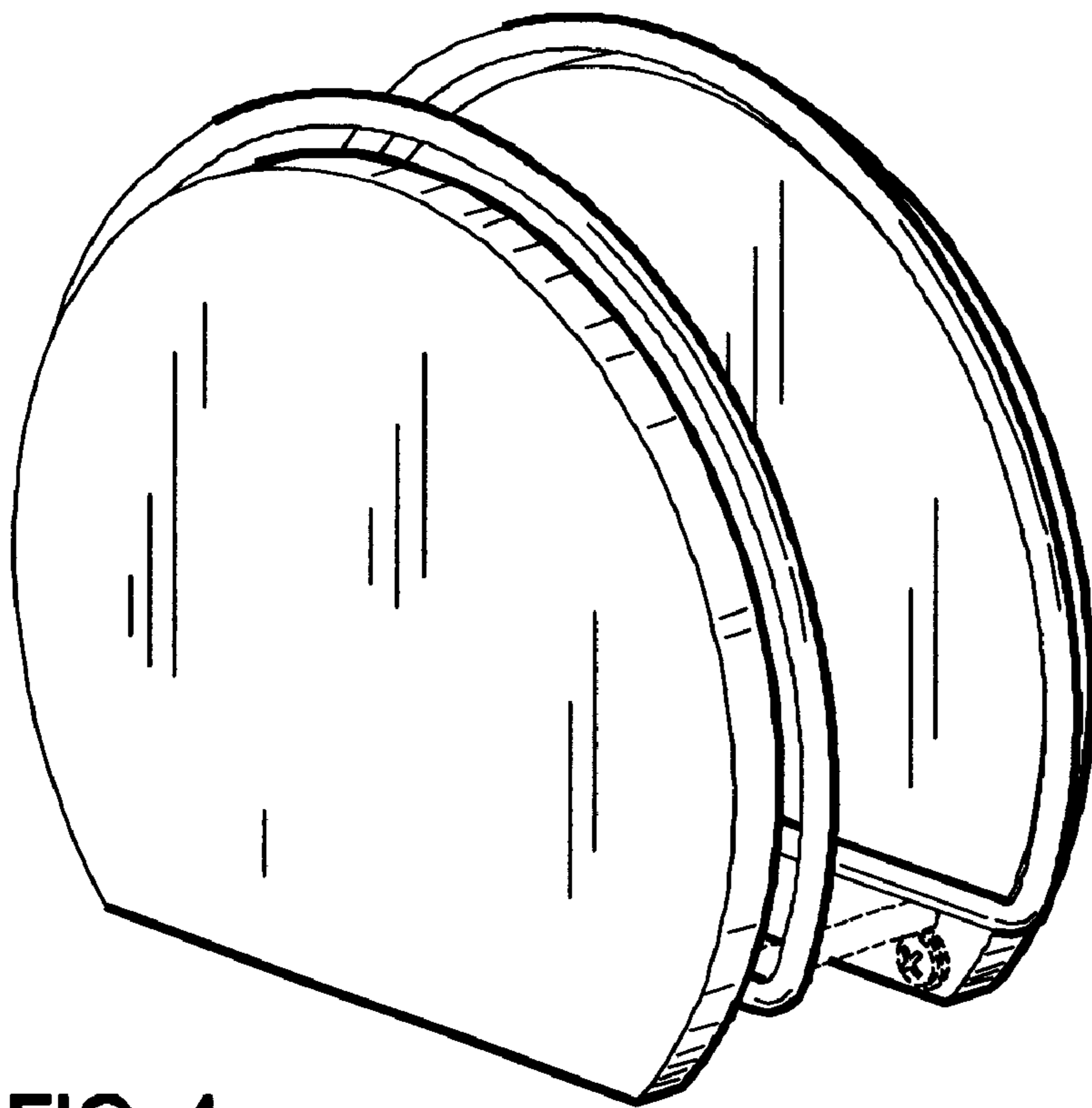


FIG. 4

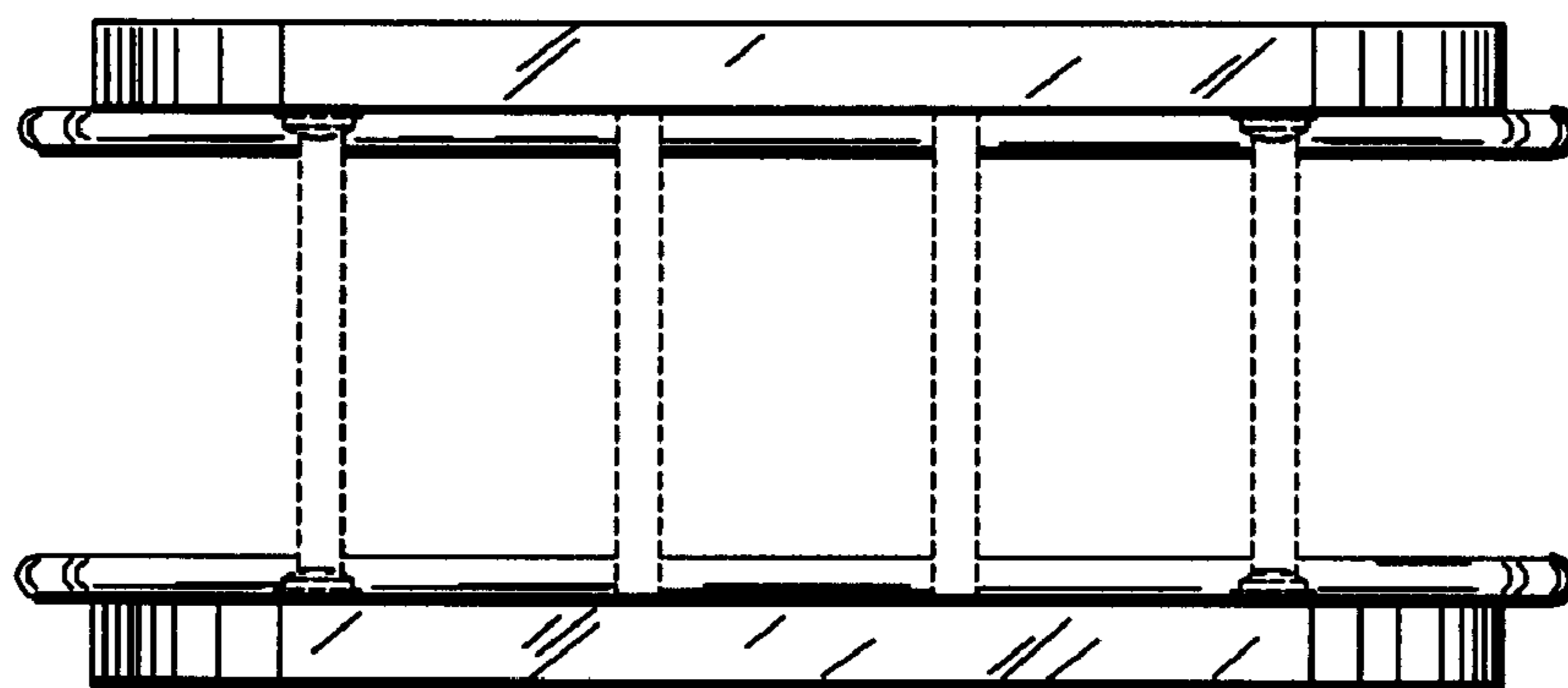


FIG. 5