



US00D526850S

(12) **United States Design Patent**  
**Sellers et al.**

(10) **Patent No.: US D526,850 S**

(45) **Date of Patent: \*\* Aug. 22, 2006**

(54) **MIXING BOWL WITH FRICTION MATERIAL**

(76) Inventors: **Jenna Sellers**, 350 SE. 1<sup>st</sup> St., Delray Beach, FL (US) 33483; **Robert Z. Szabo**, 806 Cypress Grove La., Apt. #206, Pompano Beach, FL (US) 33069

(\*\*) Term: **14 Years**

(21) Appl. No.: **29/229,128**

(22) Filed: **May 3, 2005**

(51) **LOC (8) Cl.** ..... **07-02**

(52) **U.S. Cl.** ..... **D7/545**

(58) **Field of Classification Search** ..... D7/552.1, D7/553.2, 553.3, 554.1, 566, 545, 554.3, D7/570, 588, 584, 543, 586, 505; D6/536; D9/430, 431; 229/122.82, 125.01, 178, 110; 220/658, 574, 659, 622, 575, 102  
See application file for complete search history.

(56) **References Cited**

**U.S. PATENT DOCUMENTS**

D167,166 S	*	7/1952	Rodier	.....	D7/318
D170,735 S	*	10/1953	Zeisel	.....	D7/543
D180,329 S	*	5/1957	Highberger	.....	D7/587
D298,296 S	*	11/1988	Washburn et al.	.....	D7/553.8
5,169,023 A	*	12/1992	Heiberg et al.	.....	220/574

5,392,948 A	*	2/1995	McEntee	.....	220/574
5,419,454 A	*	5/1995	Stowell et al.	.....	220/574
5,423,452 A	*	6/1995	Tardif	.....	220/574
D373,932 S	*	9/1996	Onneweer	.....	D7/543
5,626,256 A	*	5/1997	Onneweer	.....	220/574
D477,186 S	*	7/2003	de Groote et al.	.....	D7/543
6,688,485 B1	*	2/2004	Lauer et al.	.....	220/574
D493,671 S	*	8/2004	Lebowitz	.....	D7/583

\* cited by examiner

*Primary Examiner*—Charles A. Rademaker

(74) *Attorney, Agent, or Firm*—Malin, Haley & DiMaggio, P.A.


(57) **CLAIM**

The ornamental design for a mixing bowl with friction material, as shown and described.

**DESCRIPTION**

FIG. 1 is a top plan view of a mixing bowl with friction material showing our new design; FIG. 2 is a front elevational view thereof; FIG. 3 is a rear elevational view thereof; FIG. 4 is a right side elevational view of the mixing bowl with the friction material; the left side elevational view is a mirror image thereof; FIG. 5 is a bottom plan view thereof; and, FIG. 6 is a perspective view thereof.

**1 Claim, 6 Drawing Sheets**



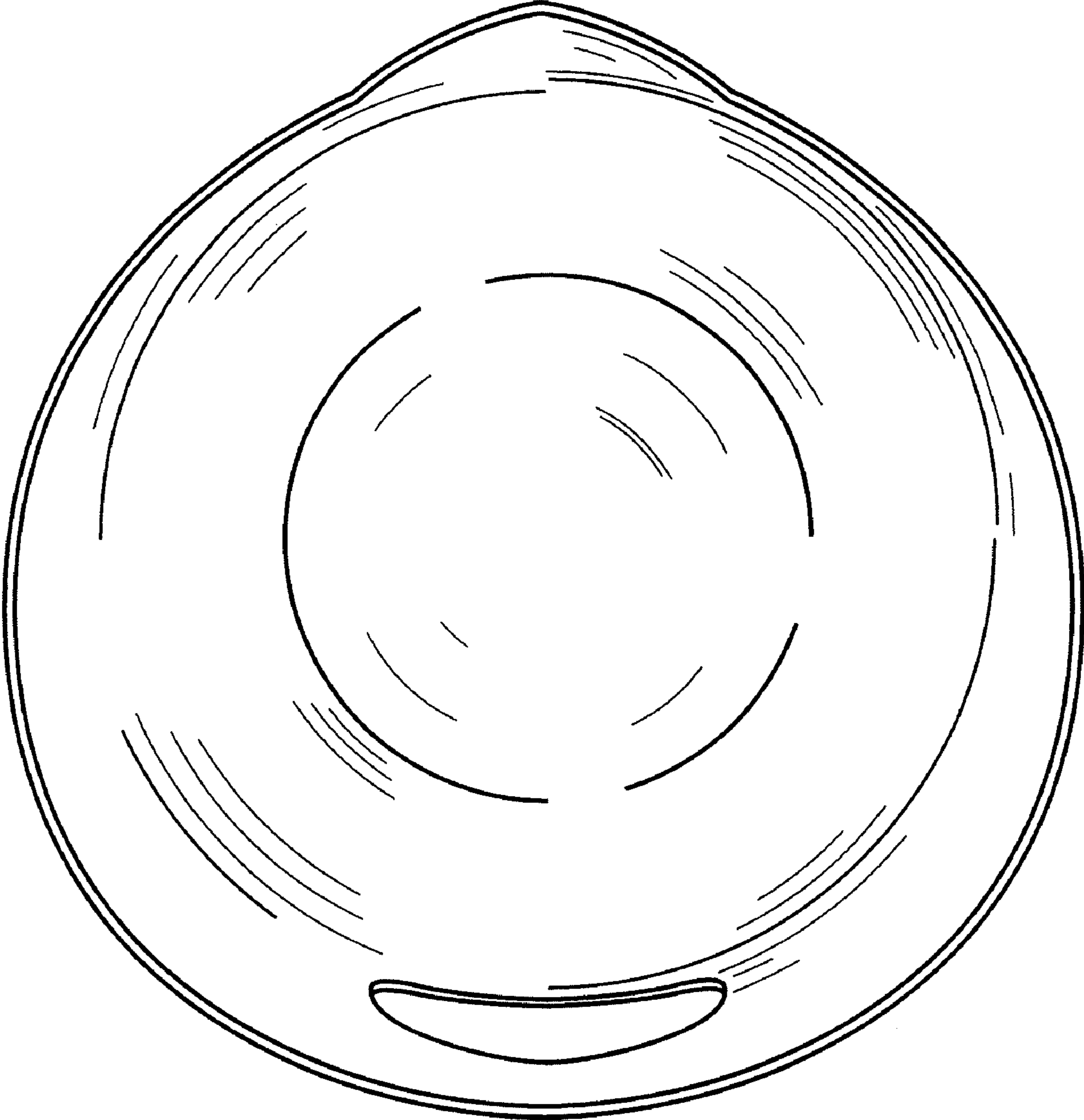


Figure 1

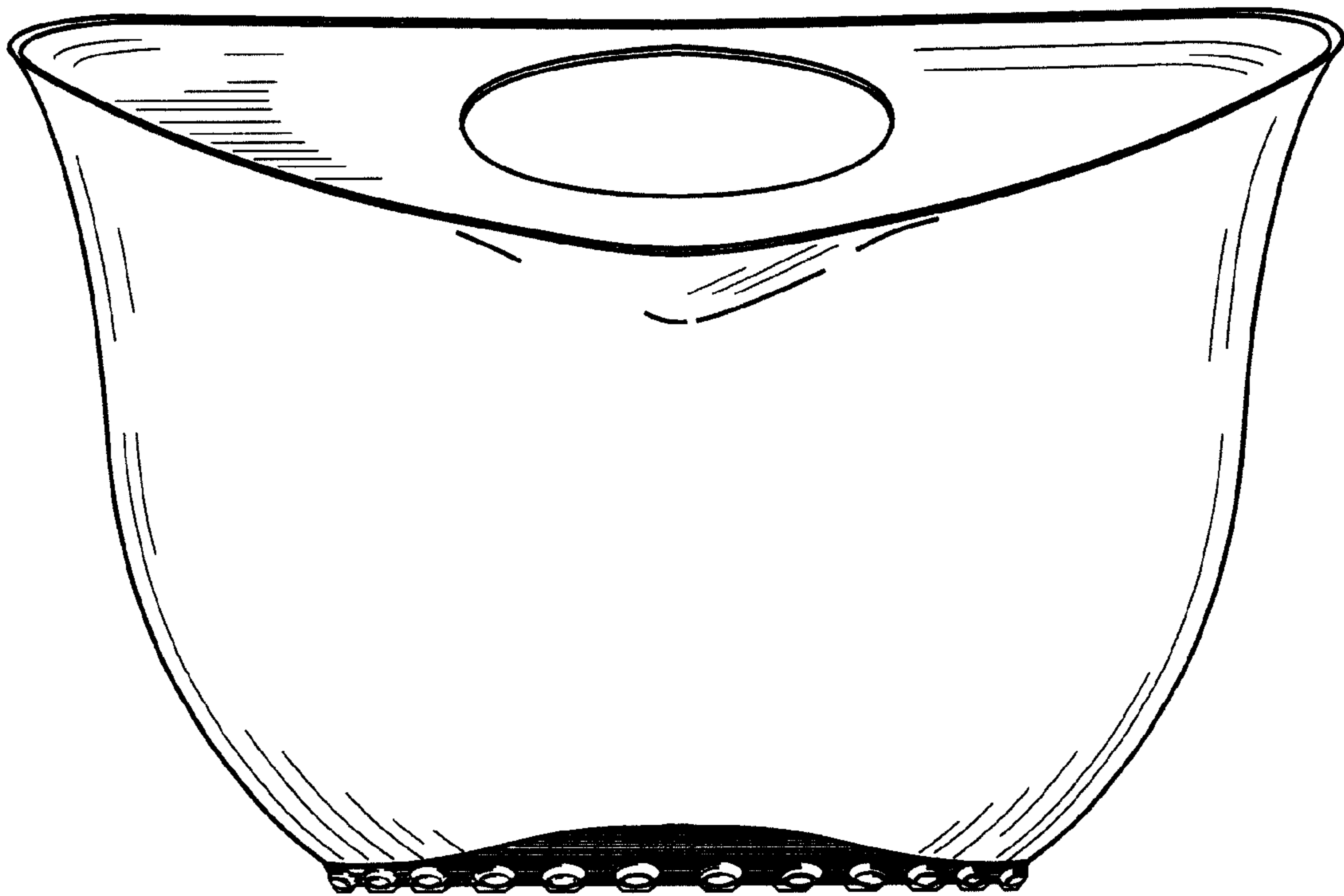


Figure 2

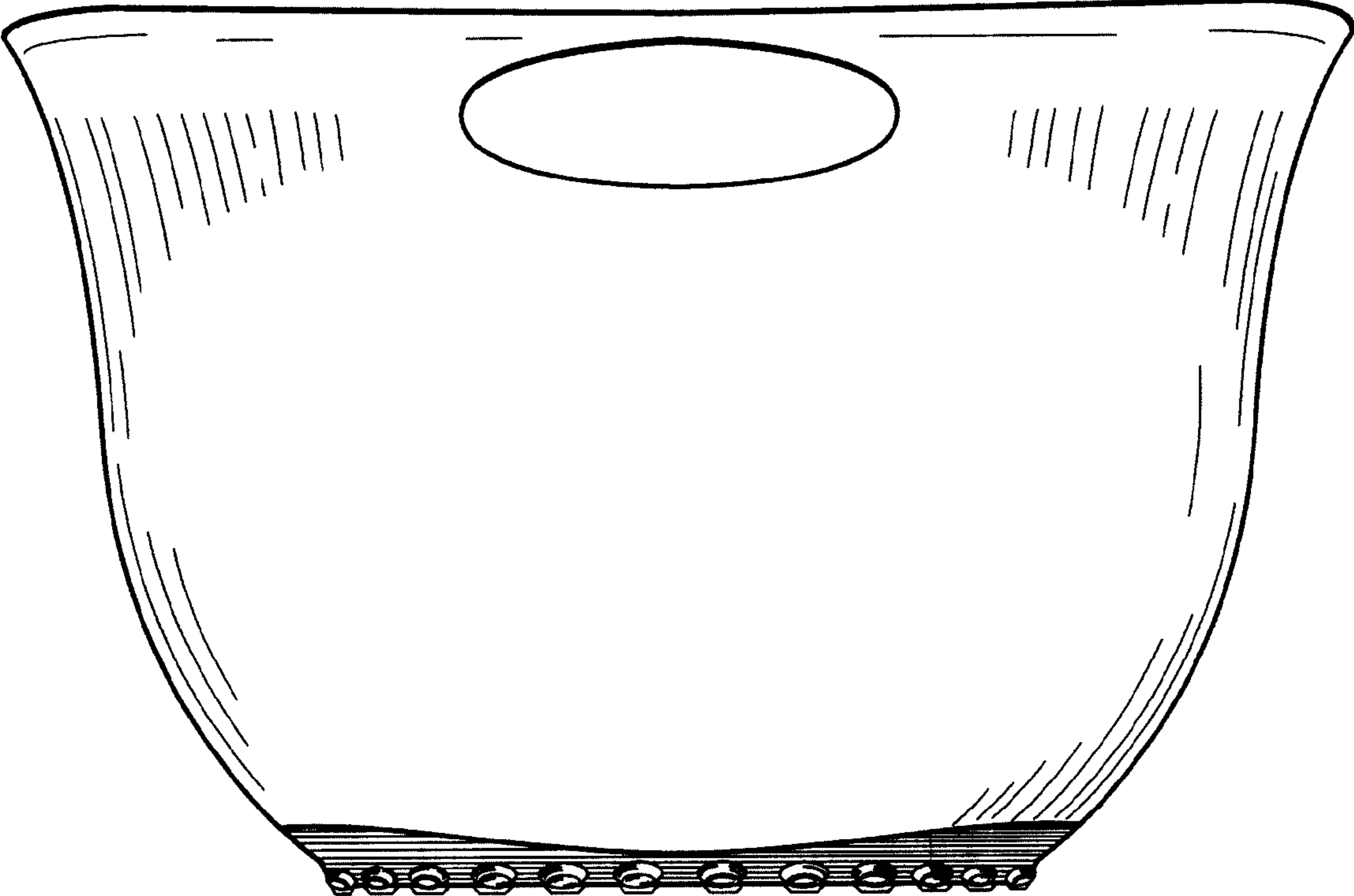


Figure 3

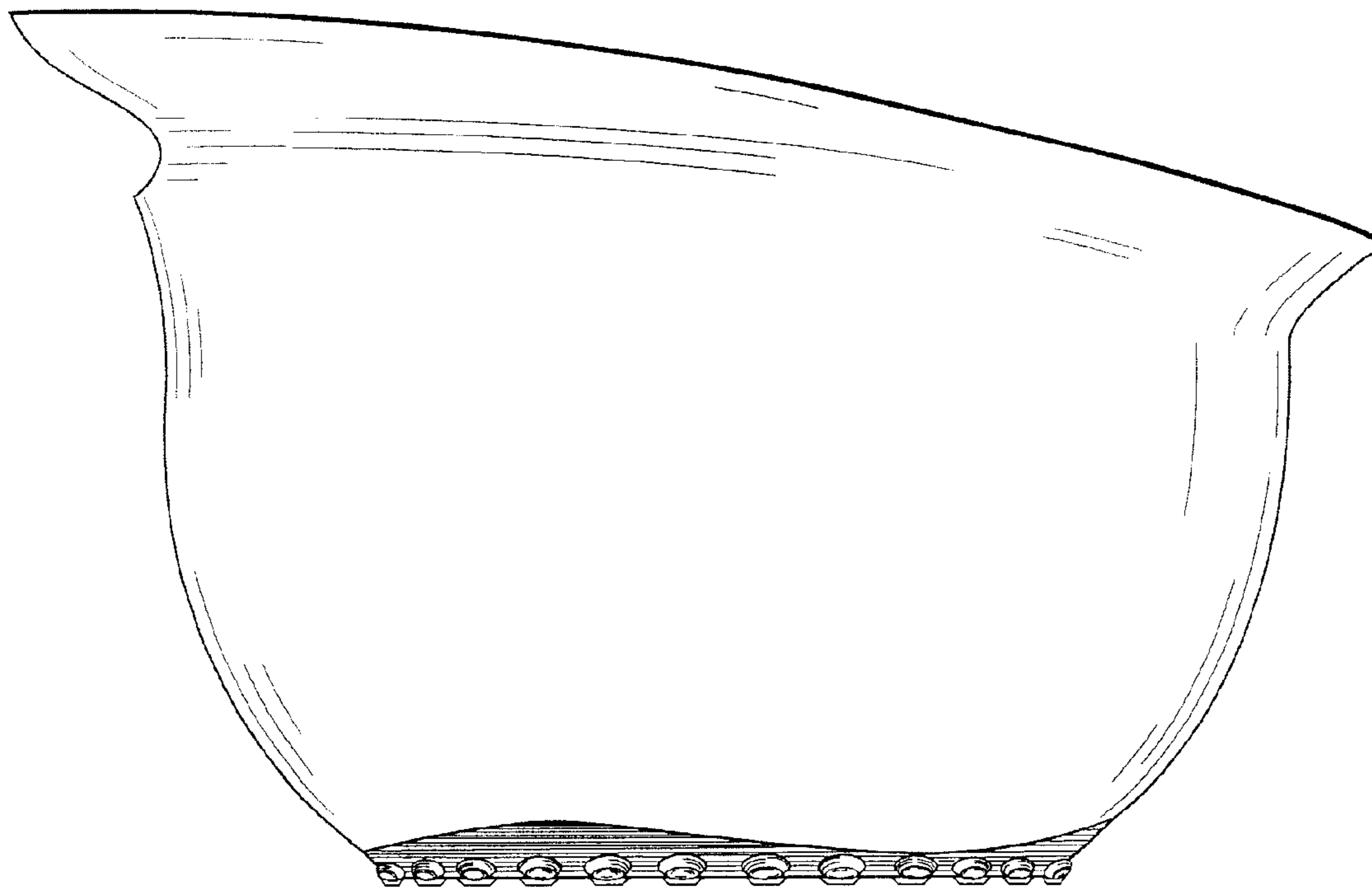


Figure 4

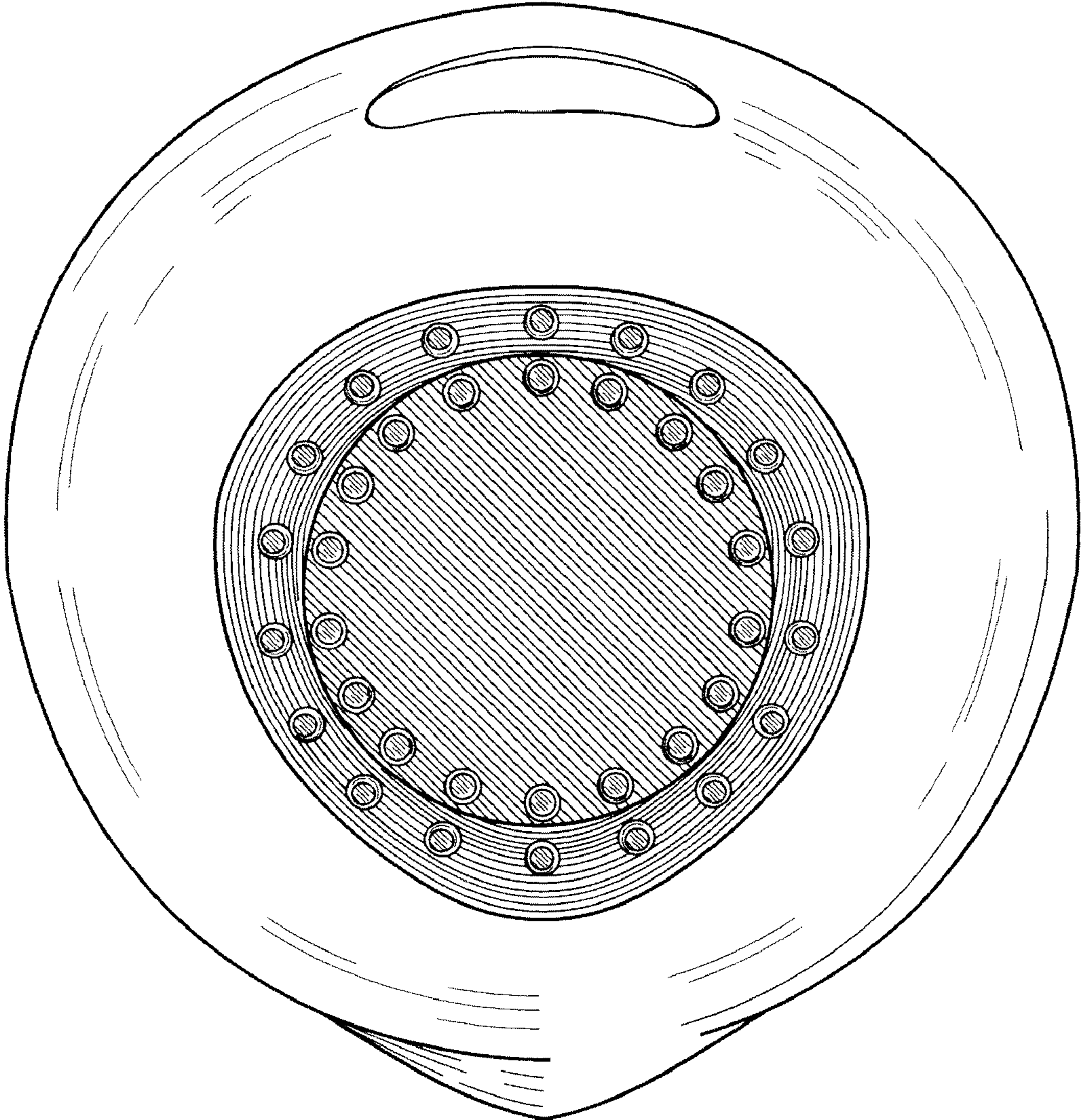


Figure 5




Figure 6