



US00D526827S

(12) **United States Design Patent**  
**Allen et al.**

(10) **Patent No.:** **US D526,827 S**

(45) **Date of Patent:** **\*\* Aug. 22, 2006**

(54) **COOLER**

(75) Inventors: **Monty L. Allen**, Dallas, GA (US);  
**Kenneth C. Kreaflle**, Atlanta, GA (US);  
**Leon J. Scott, III**, Atlanta, GA (US), a

(73) Assignee: **In Zone Brands, Inc.**, Austell, GA  
(US)

(\*\*) **Term:** **14 Years**

(21) **Appl. No.:** **29/212,514**

(22) **Filed:** **Sep. 2, 2004**

(51) **LOC (8) Cl.** ..... **07-01**

(52) **U.S. Cl.** ..... **D7/306; D7/313; D7/320**

(58) **Field of Classification Search** ..... D7/606,  
D7/301, 397, 605, 313, 306, 307, 308, 312,  
D7/309, 320; 220/288, 623, 4.04; 248/146;  
62/3.64, 388, 306; 222/146.1, 129.1, 486,  
222/183; 99/279; D15/80; D34/39; D9/633;  
D23/205

See application file for complete search history.

(56) **References Cited**

**U.S. PATENT DOCUMENTS**

D7,342 S	3/1874	Bakewell, Jr.	
D54,363 S	2/1920	Richardson et al.	
1,667,460 A *	4/1928	Hussey	217/76
D85,091 S	9/1931	Fletcher	D7/523
D107,988 S	1/1938	Hansen	D7/523
D110,280 S	6/1938	Fuerst	D7/523
D111,766 S	10/1938	Hansen	D7/523
D167,578 S	8/1952	Lipson	
2,936,100 A *	5/1960	Chatten	222/396
D189,320 S *	11/1960	Fellnagel	D7/313
3,170,586 A *	2/1965	Bulgrin	220/4.04
D203,709 S *	2/1966	Yamasaki	D7/313
D231,764 S *	6/1974	Roche	D7/608
4,052,037 A	10/1977	Mair et al.	366/341
D248,440 S *	7/1978	Bryan et al.	D7/313
D248,658 S	7/1978	Buffington	
4,242,884 A *	1/1981	Kotschwar	62/371
4,399,926 A *	8/1983	Eidels-Dubovoy	220/288

D276,499 S *	11/1984	Kamada et al.	D9/633
D309,847 S	8/1990	Scheurer	
D310,781 S	9/1990	Scott, III	
5,048,171 A *	9/1991	Bidwell et al.	29/401.1
D331,825 S *	12/1992	Osgar et al.	D34/39
D335,744 S *	5/1993	Small et al.	D34/39
D344,204 S	2/1994	Dixon	
D358,966 S *	6/1995	Ochs	D7/606
D374,959 S *	10/1996	Mull	D34/39
D377,738 S	2/1997	Thorne	
D381,869 S	8/1997	Jeppesen et al.	D7/523
D391,450 S *	3/1998	Rausch	D7/605
D395,202 S *	6/1998	Ochs, Sr.	D7/606
6,003,318 A *	12/1999	Busick et al.	62/3.64
D437,185 S	2/2001	Freed	D7/510
D445,001 S	7/2001	Lin	
D454,467 S	3/2002	Magermans et al.	
D457,395 S	5/2002	Gluck	D7/510
D459,139 S	6/2002	Vlooswijk et al.	

(Continued)

*Primary Examiner*—M. N. Pandozzi  
(74) *Attorney, Agent, or Firm*—Wong, Cabello, Lutsch,  
Rutherford & Bruccleri, P.C.

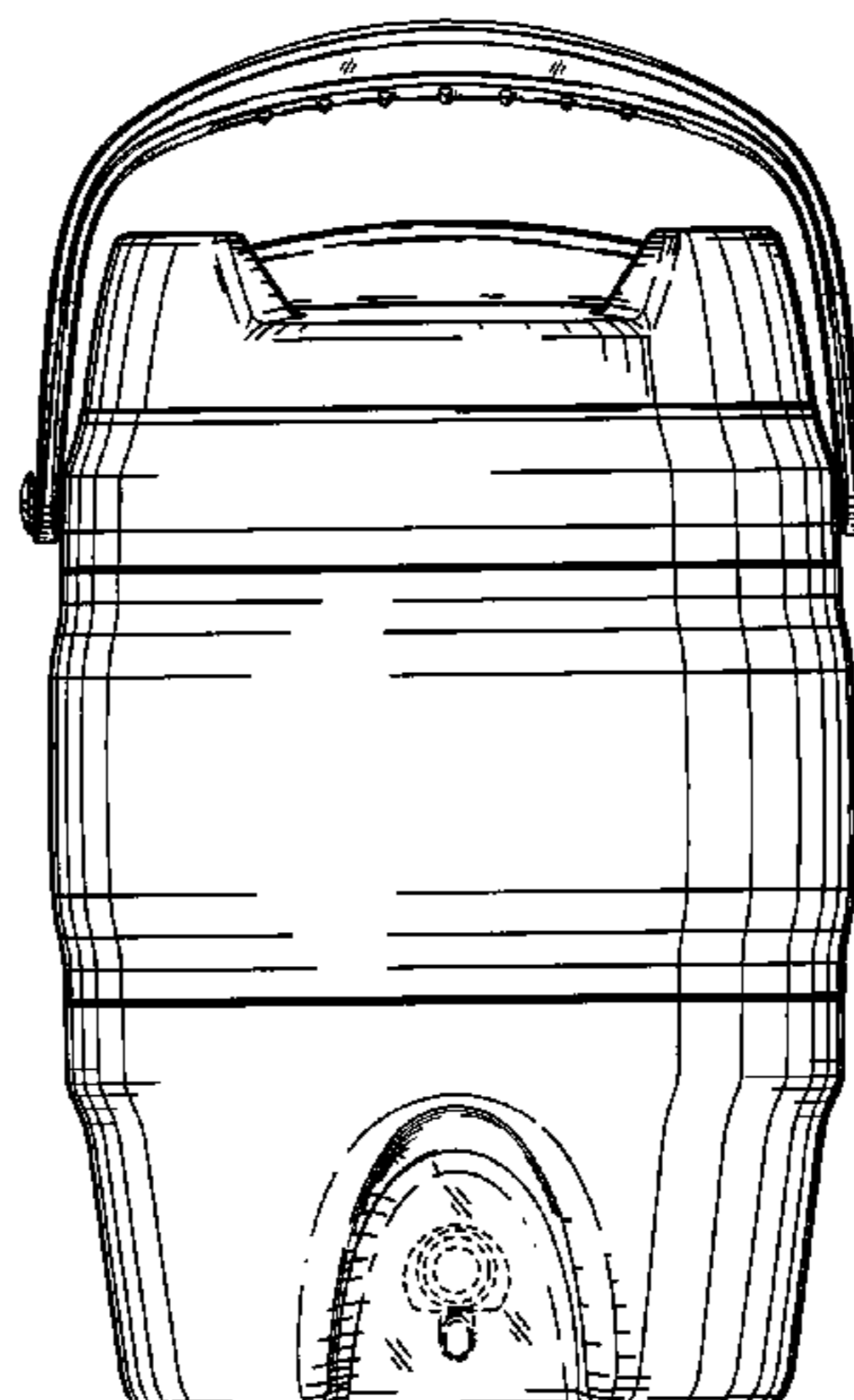
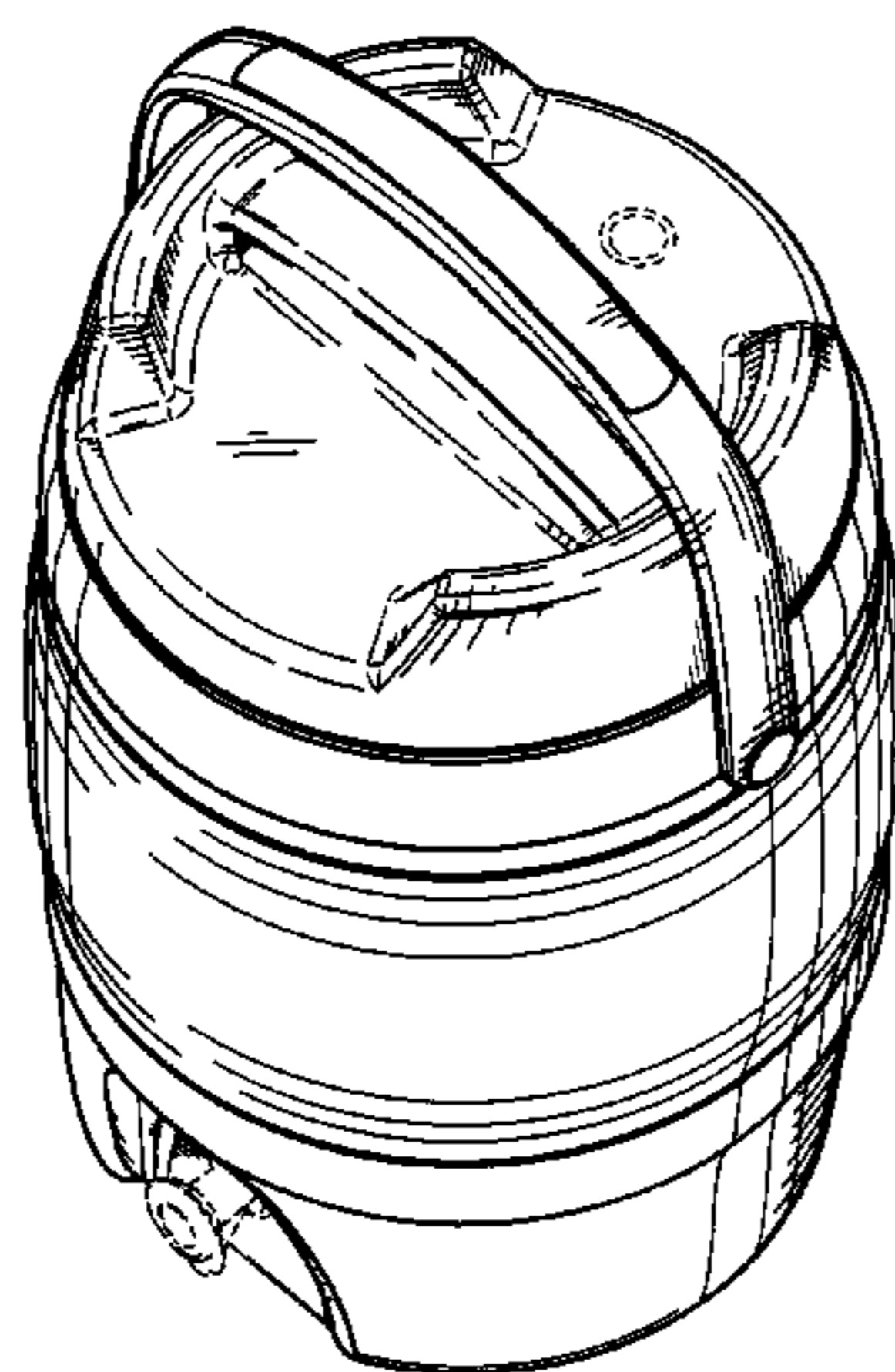
(57) **CLAIM**

The ornamental design for a cooler, as shown and described.

**DESCRIPTION**

FIG. 1 is a perspective view of a cooler showing a new design.  
FIG. 2 is a front elevation view thereof.  
FIG. 3 is a back elevation view thereof.  
FIG. 4 is a right side elevation view thereof, the left side being a mirror image thereof.  
FIG. 5 is a top plan view thereof; and,  
FIG. 6 is a bottom plan view thereof.  
The broken lines environmental showing is for illustrative purposes only and forms no part of the claimed design. The broken lines immediately adjacent to the shaded areas represent the bounds of the claimed design and form no part of the claim.

**1 Claim, 2 Drawing Sheets**



# US D526,827 S

Page 2

---

## U.S. PATENT DOCUMENTS

D462,576 S	9/2002	Janky .....	D7/510	D490,654 S	6/2004	Allen et al.	
D479,669 S	9/2003	Norris et al. ....	D7/532	D491,408 S *	6/2004	Clark et al. ....	D7/306
D486,695 S	2/2004	Chuang .....	D7/532	6,783,034 B1 *	8/2004	Brent .....	222/183
6,736,298 B1 *	5/2004	Busick et al. ....	222/638				

\* cited by examiner

FIG. 1

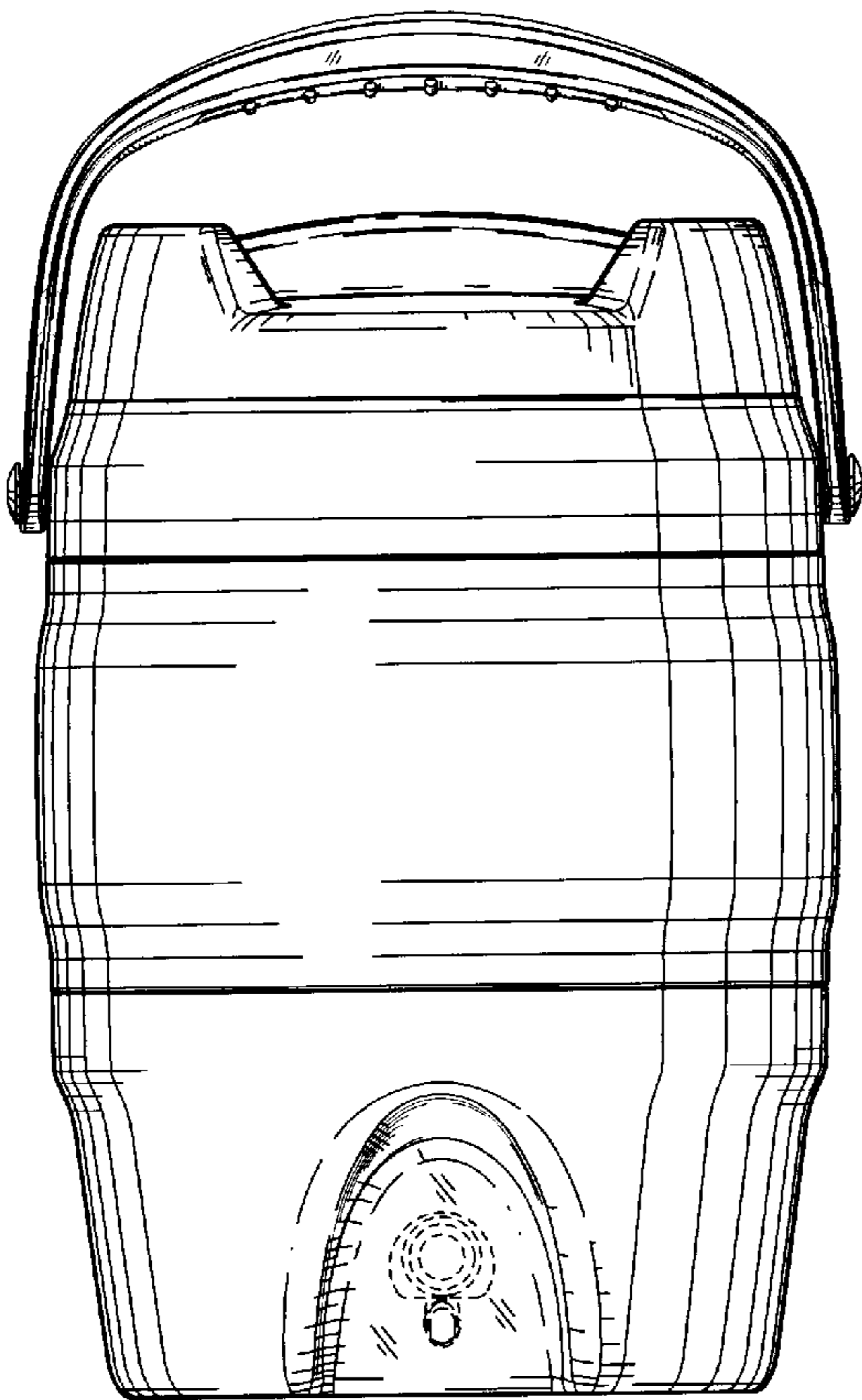
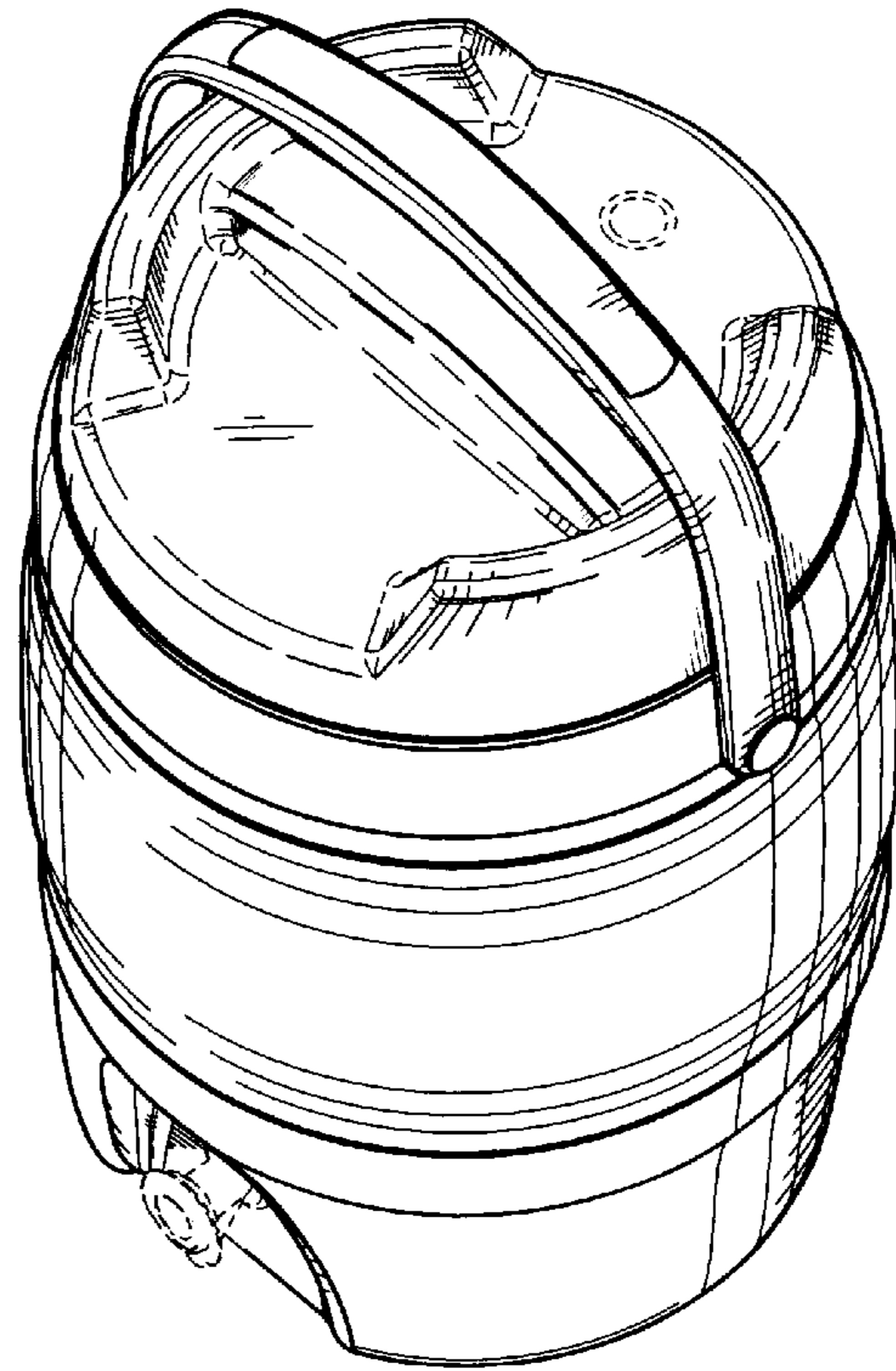


FIG. 2

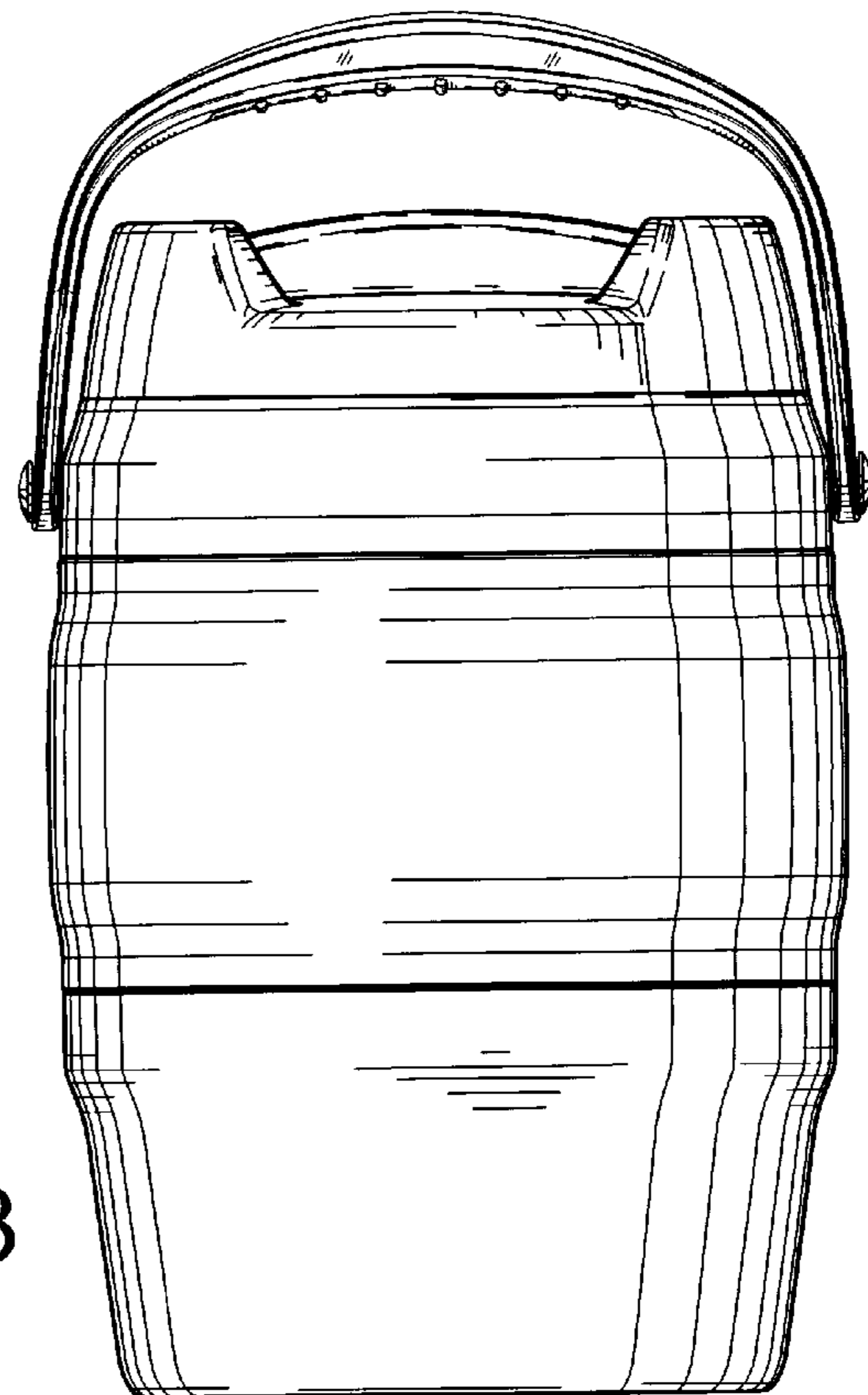


FIG. 3

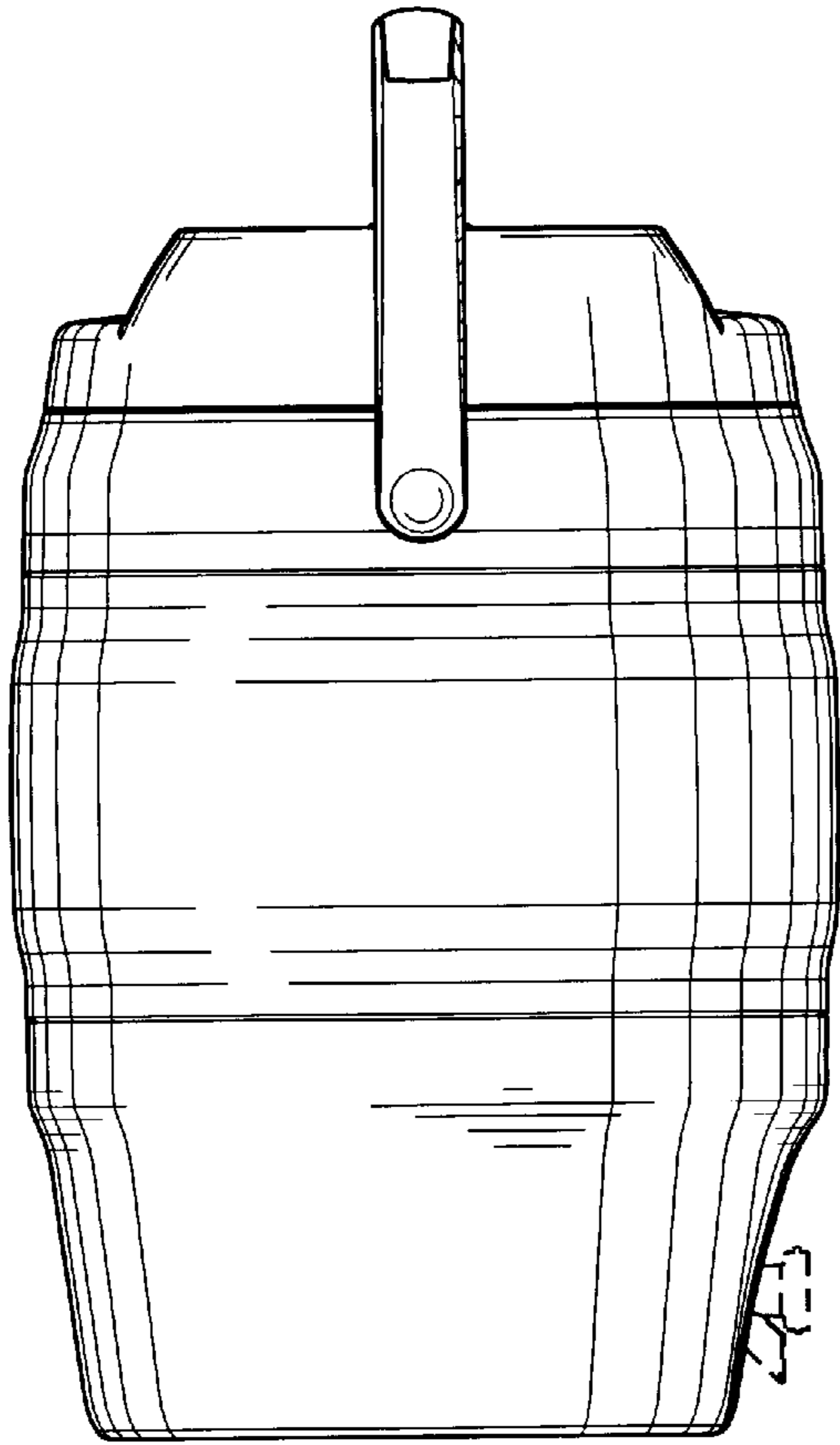


FIG. 4

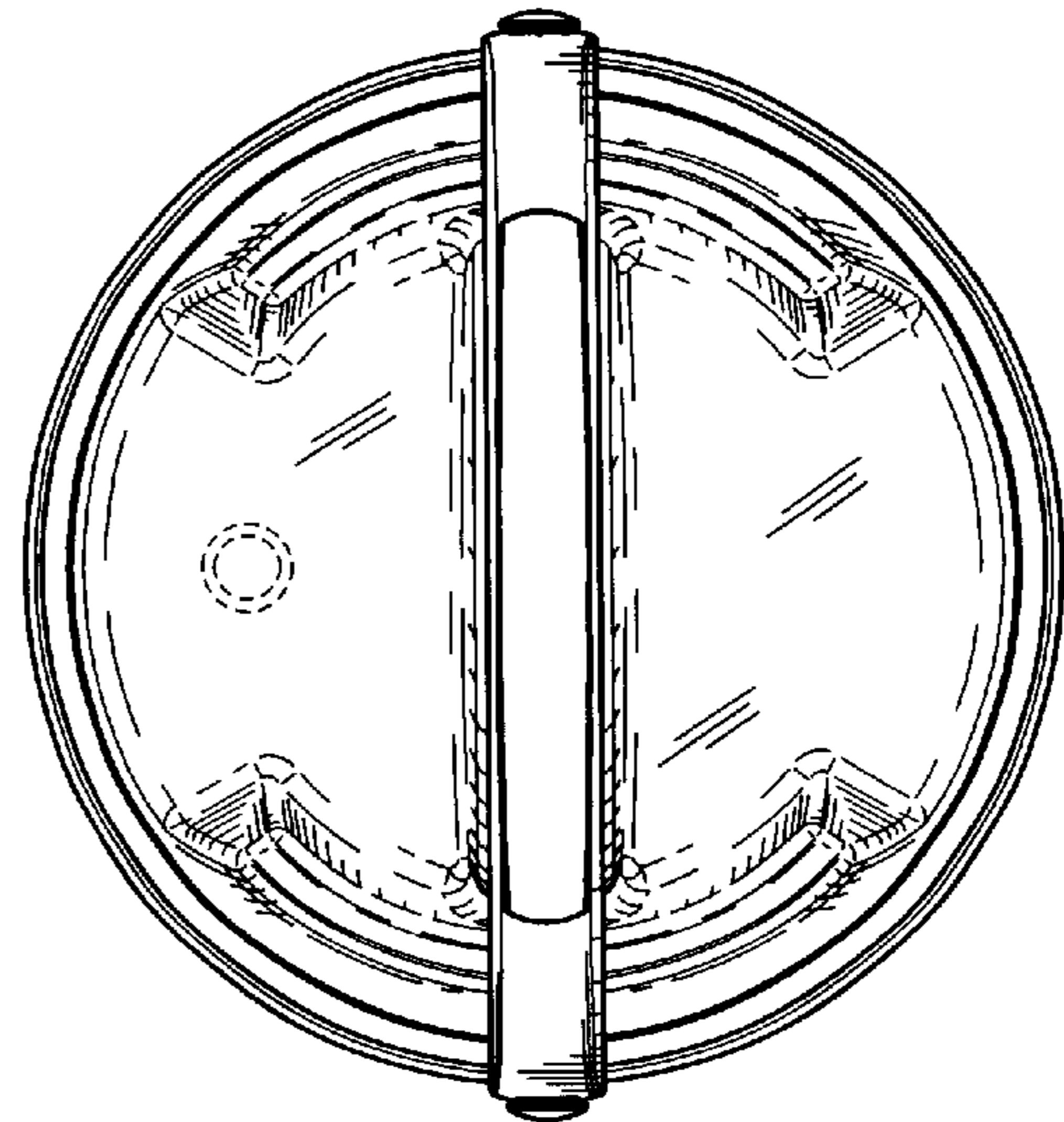


FIG. 5

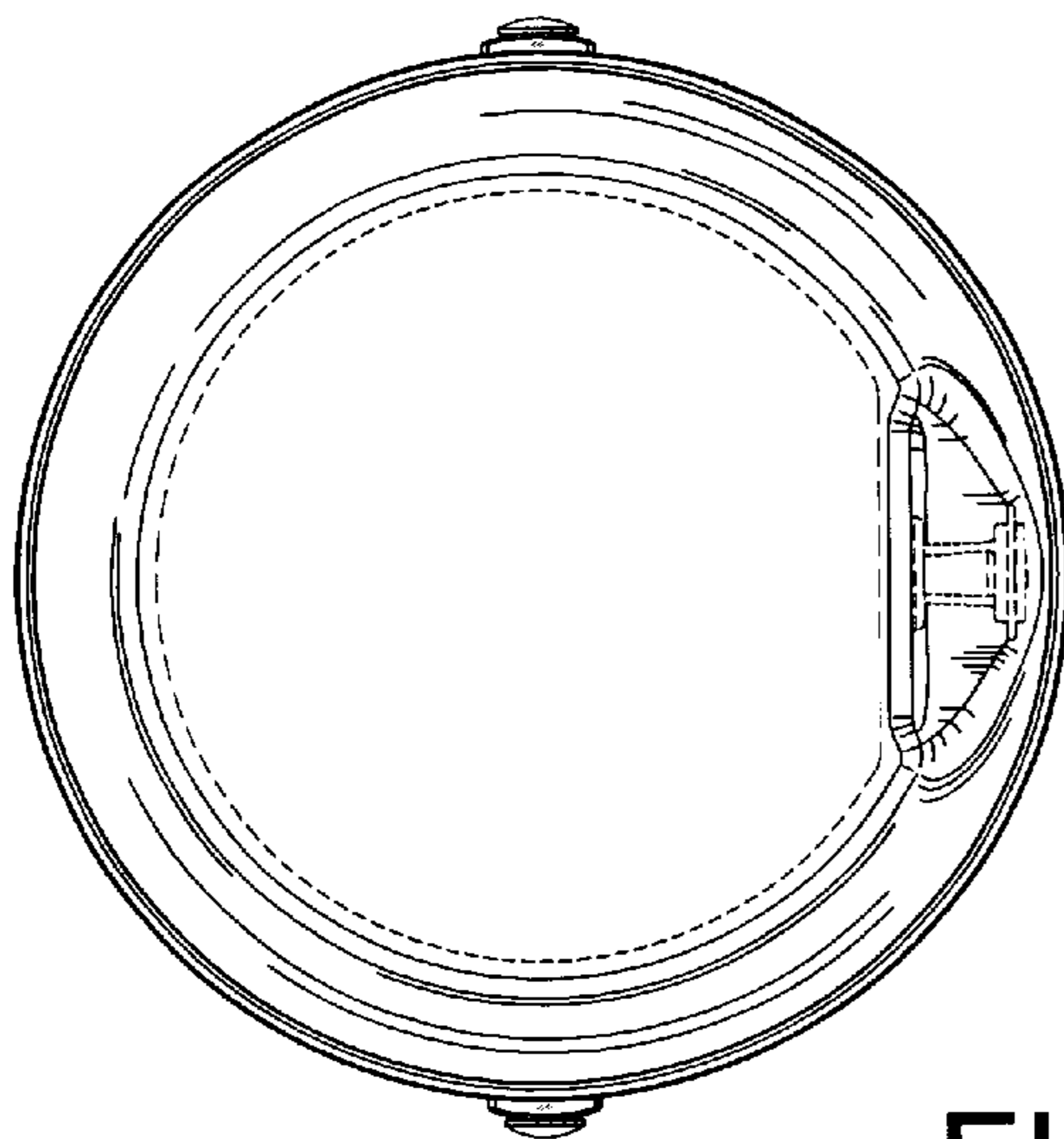


FIG. 6