

US00D526826S

(12) **United States Design Patent**
Franklin

(10) **Patent No.:** **US D526,826 S**

(45) **Date of Patent:** **** Aug. 22, 2006**

(54) **ORGANIZER FOR SLIM COMPACT DISC
JEWEL CASES OR SIMILAR ARTICLES**

(75) Inventor: **Merville Franklin**, Queens, NY (US)

(73) Assignee: **Merville E. Franklin**, Jamaica, NY
(US)

(**) Term: **14 Years**

(21) Appl. No.: **29/234,170**

(22) Filed: **Jul. 14, 2005**

(51) **LOC (8) Cl.** **06-04**

(52) **U.S. Cl.** **D6/630**

(58) **Field of Classification Search** D6/407,
D6/629, 630, 466, 468, 464, 465, 474; 312/9.1,
312/9.9, 9.47, 9.48, 9.51, 9.52, 9.64
See application file for complete search history.

(56) **References Cited**

U.S. PATENT DOCUMENTS

D219,988	S	*	2/1971	Willis	D6/570
3,570,679	A	*	3/1971	Edson	211/47
D249,433	S	*	9/1978	Carlsen	D6/470
D251,224	S	*	3/1979	Messenger	D6/468
4,322,005	A	*	3/1982	Robertson	211/59.4
4,410,094	A	*	10/1983	Wagar	211/55
4,676,372	A	*	6/1987	Rager	206/45.23
4,712,679	A		12/1987	Lowe		
D294,899	S	*	3/1988	Anderson, III	D6/473
D296,154	S	*	6/1988	Egly	D6/630
4,776,457	A	*	10/1988	Ferraroni	206/45.23
D347,130	S	*	5/1994	Dean	D6/630
5,595,308	A	*	1/1997	King et al.	211/40

D395,563	S	*	6/1998	Hamilton, III	D6/474
5,984,117	A	*	11/1999	Smith	211/55
D422,432	S	*	4/2000	Ray et al.	D6/468
6,206,186	B1		3/2001	Cerda-Vilaplana		
D456,166	S		4/2002	Seltzer		
D468,101	S		1/2003	Hassett		

* cited by examiner

Primary Examiner—Cathron C. Brooks

(57) **CLAIM**

The ornamental design for an organizer for slim compact disc jewel cases or similar articles, as shown.

DESCRIPTION

FIG. 1 is a right, top and front side perspective view of an organizer for slim compact disc jewel cases or similar articles incorporating my new design;

FIG. 2 is a top plan view thereof;

FIG. 3 is a front elevation view thereof;

FIG. 4 is a left side elevation view thereof;

FIG. 5 is a rear elevation view thereof; and

FIG. 6 is a bottom plan view thereof;

FIG. 7 is a right, top and front side perspective view of an alternate embodiment of an organizer for slim compact disc jewel cases or similar articles shown in FIG. 1.

FIG. 8 is a top plan view thereof;

FIG. 9 is a front elevation view thereof.

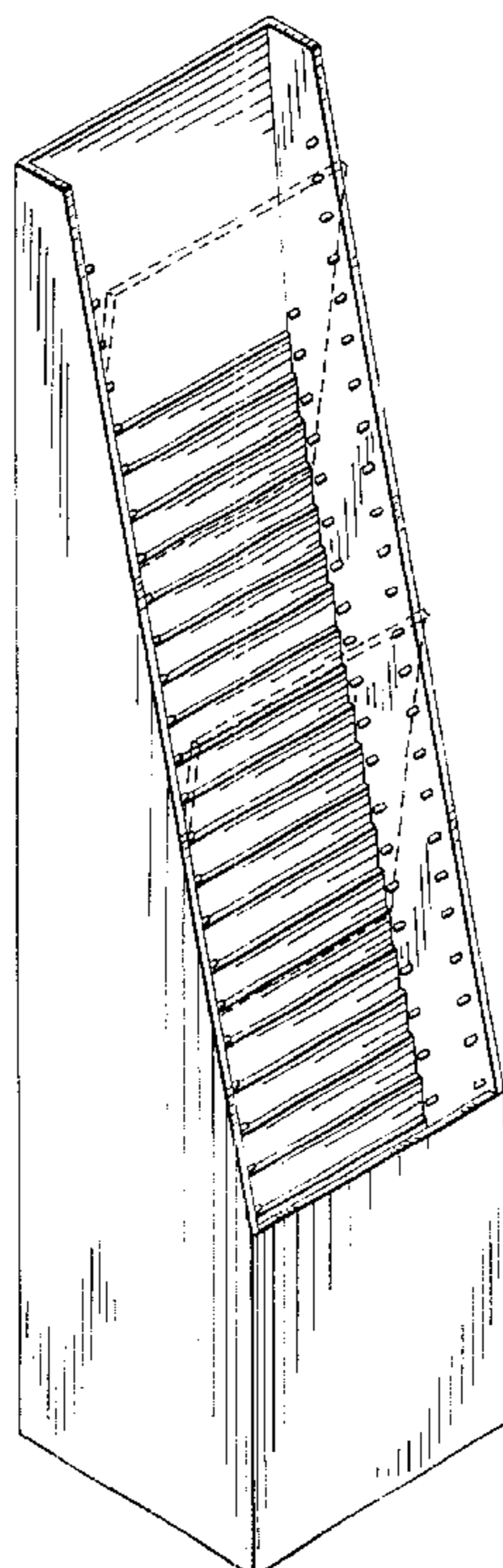
FIG. 10 is a left side elevation view thereof;

FIG. 11 is a rear elevation view thereof; and,

FIG. 12 is a bottom plan view thereof.

The broken lines shown form no part of the claimed design.

1 Claim, 6 Drawing Sheets



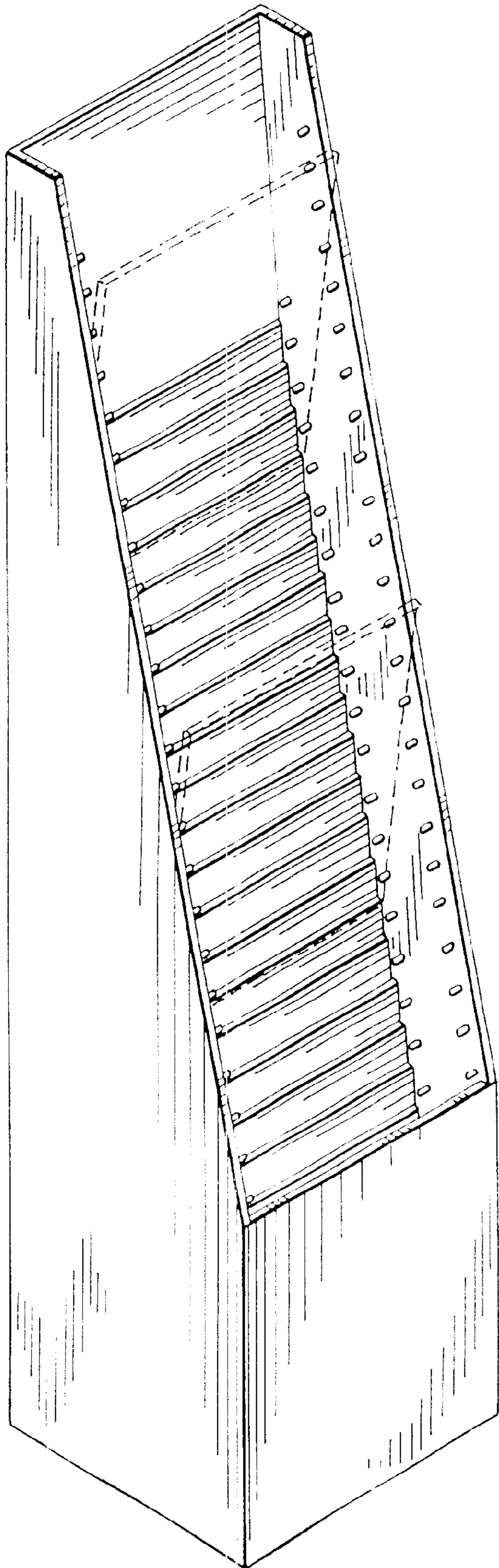


FIG. 1

FIG. 2

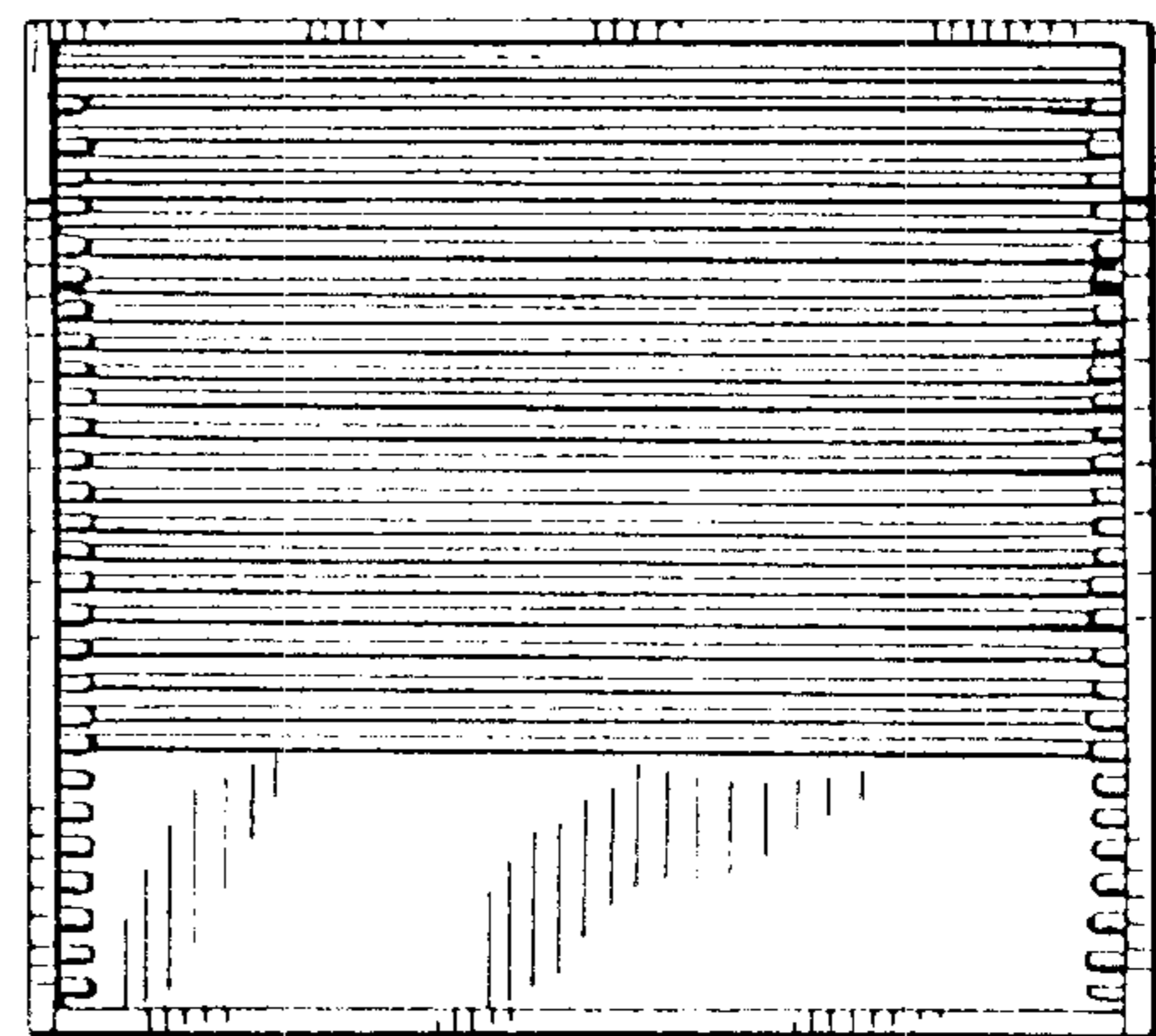




FIG. 3

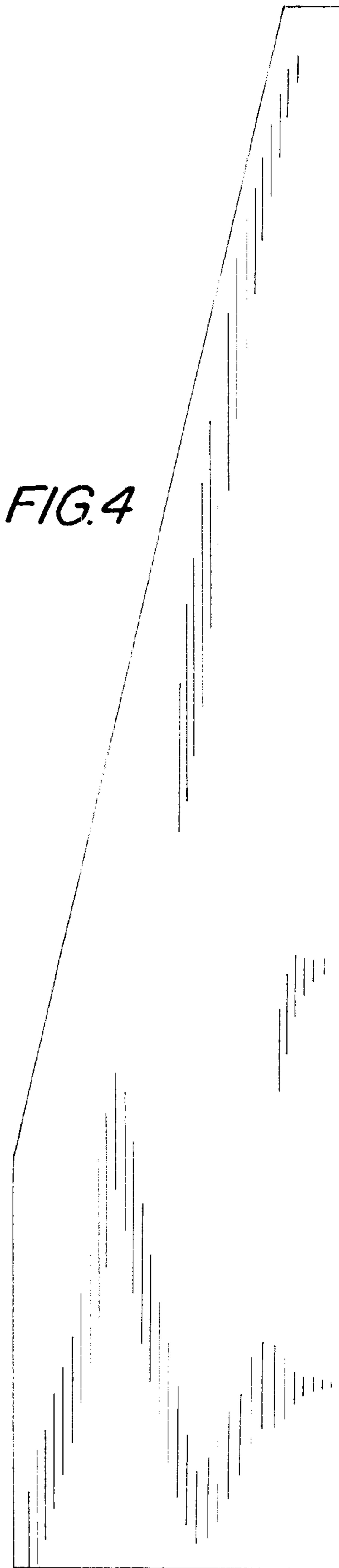


FIG. 4

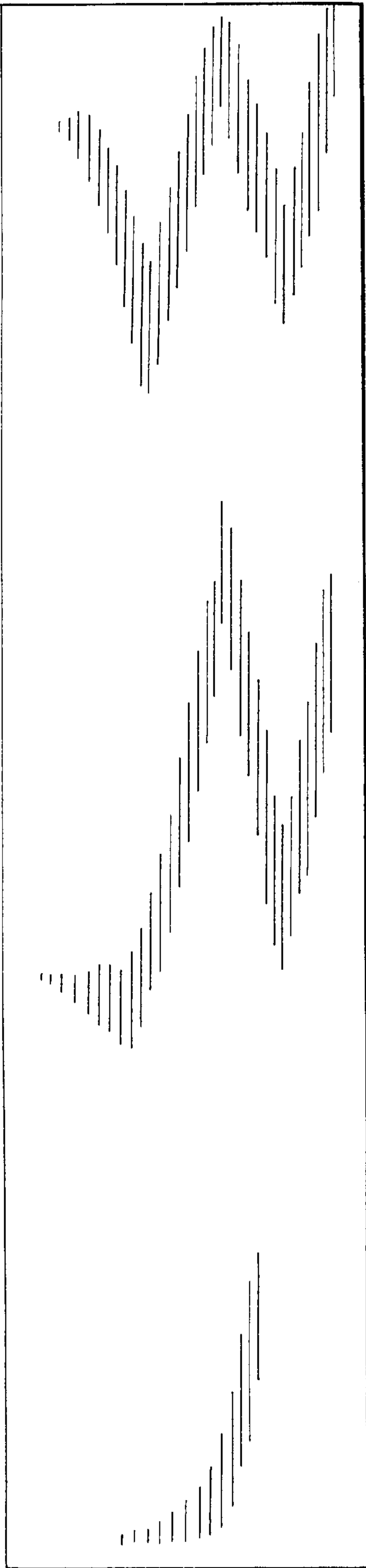
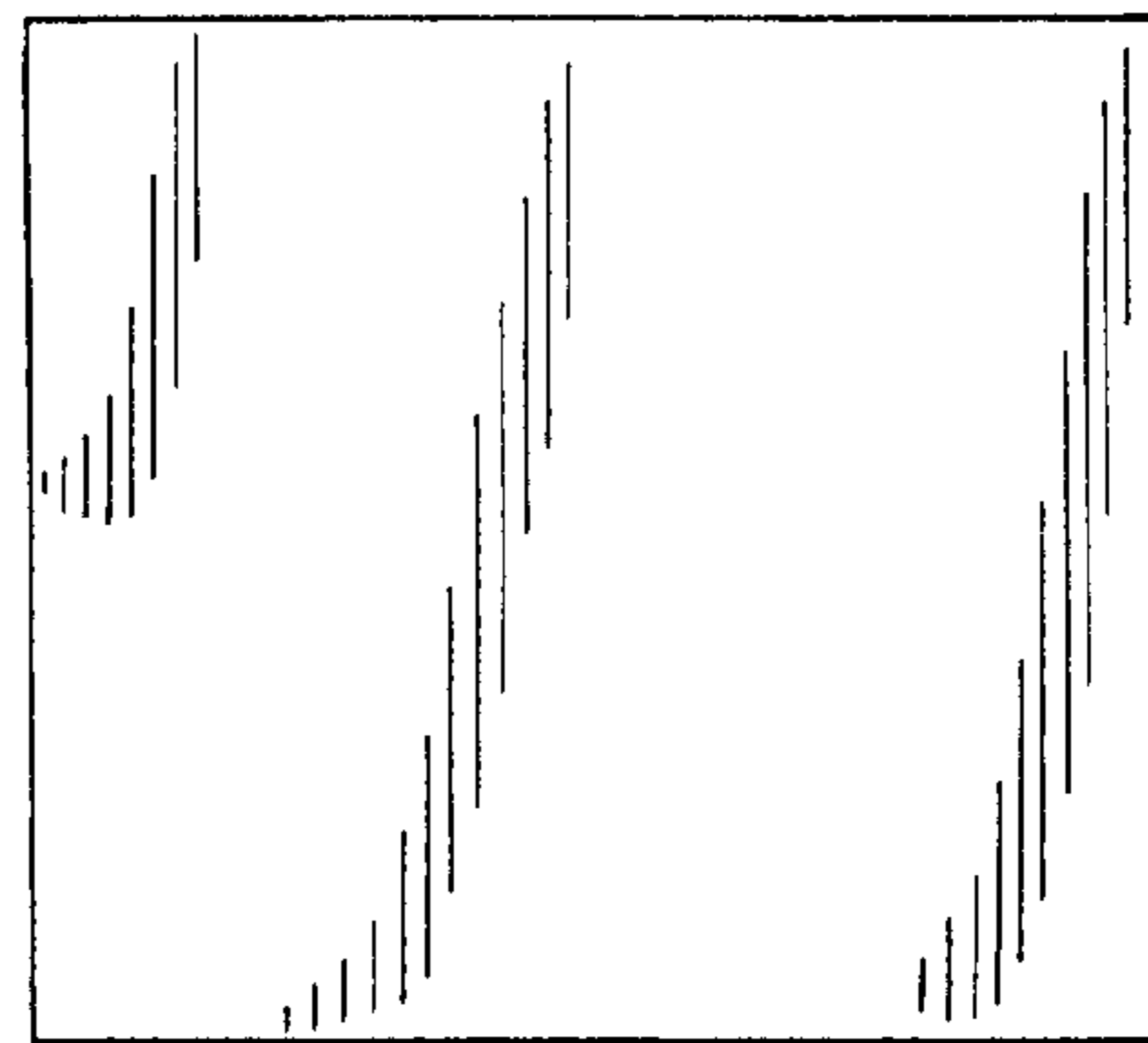


FIG.5

FIG.6



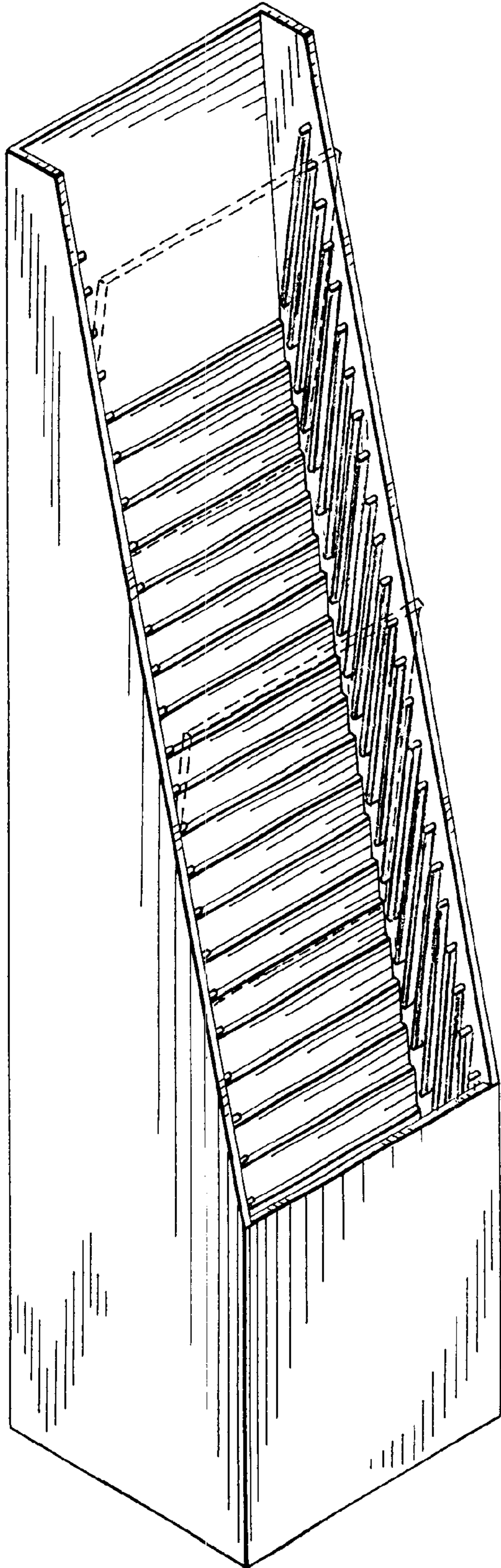
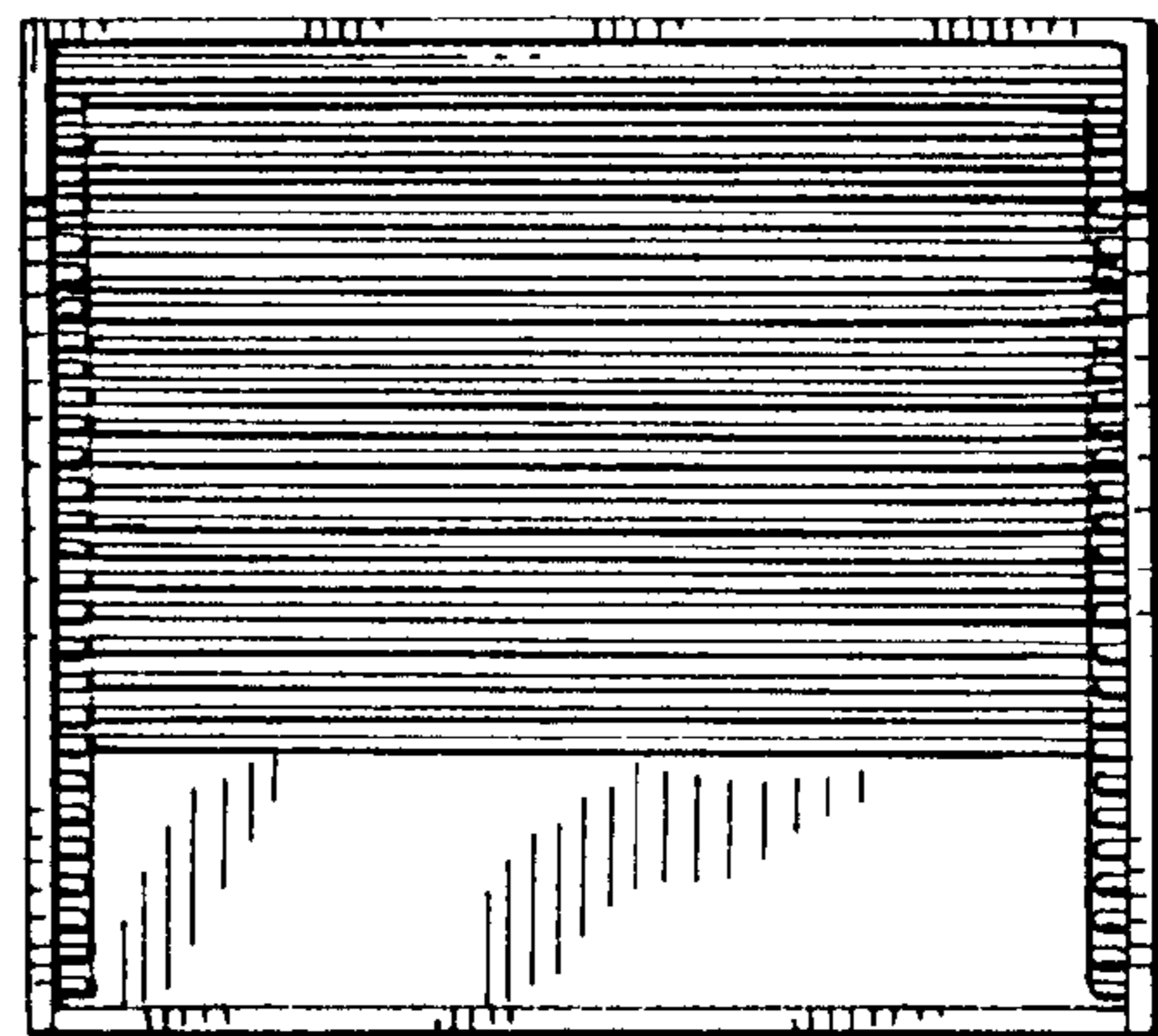


FIG. 7

FIG. 8






FIG. 9

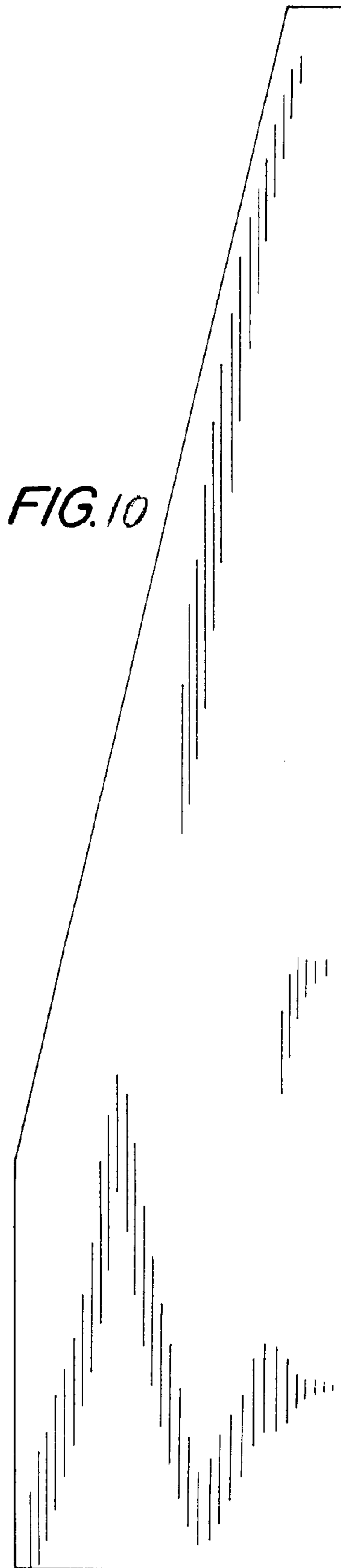


FIG. 10

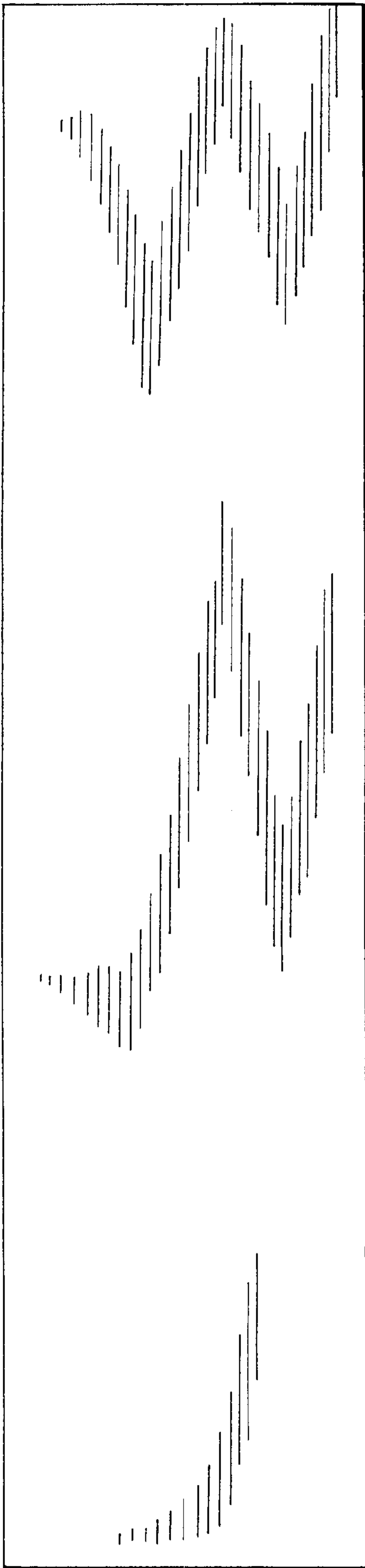


FIG. 11

FIG. 12

