



US00D526825S

(12) **United States Design Patent** (10) **Patent No.:** **US D526,825 S**
White, III et al. (45) **Date of Patent:** **** Aug. 22, 2006**

(54) **TABLE TOP**
(75) Inventors: **William Bew White, III**, Birmingham, AL (US); **Robert Earl Taunton**, Pelham, AL (US)
(73) Assignee: **Summer Classics, Inc.**, Pelham, AL (US)
(**) Term: **14 Years**

D376,936 S 12/1996 Batki-Braun
5,690,388 A 11/1997 Saiger
D388,633 S 1/1998 Lin
5,704,690 A 1/1998 Schwartz
D421,353 S 3/2000 Weiss
D426,730 S 6/2000 Tseng
D431,397 S * 10/2000 Li D6/480
D492,522 S * 7/2004 Butler D6/511
D503,863 S * 4/2005 Vanderminden, Sr. D6/487

(21) Appl. No.: **29/221,424**
(22) Filed: **Jan. 14, 2005**
(51) **LOC (8) Cl.** **06-06**
(52) **U.S. Cl.** **D6/511**
(58) **Field of Classification Search** D6/480-489, D6/495-499, 429, 511, 491, 477; 108/150, 108/153.1, 155, 156, 161; 248/188, 188.1
See application file for complete search history.

OTHER PUBLICATIONS

Calif-Asia Hermosa Rattan, 1974, p. 16, table at right.*
Calif-Asia Hermosa Rattan, 1974, p. 52, table at lower right.*

* cited by examiner

Primary Examiner—Janice E. Seeger
(74) *Attorney, Agent, or Firm*—Bradley Arent Rose & White LLP

(56) **References Cited**

U.S. PATENT DOCUMENTS

D82,021 S 9/1930 Ekvall
D83,339 S 2/1931 Moore et al.
D178,169 S 7/1956 Collins
D207,645 S * 5/1967 Goetz D6/487
3,792,899 A 2/1974 Rocchia et al.
3,867,967 A 2/1975 Rocchia et al.
D236,785 S 9/1975 Smith
D254,763 S 4/1980 Crespi
D267,139 S 12/1982 Hanaford
D325,677 S 4/1992 Fong
D328,991 S 9/1992 Wisner
D329,557 S 9/1992 Hubert
D335,775 S 5/1993 Lamalle
D369,702 S * 5/1996 VanSkiver et al. D6/480

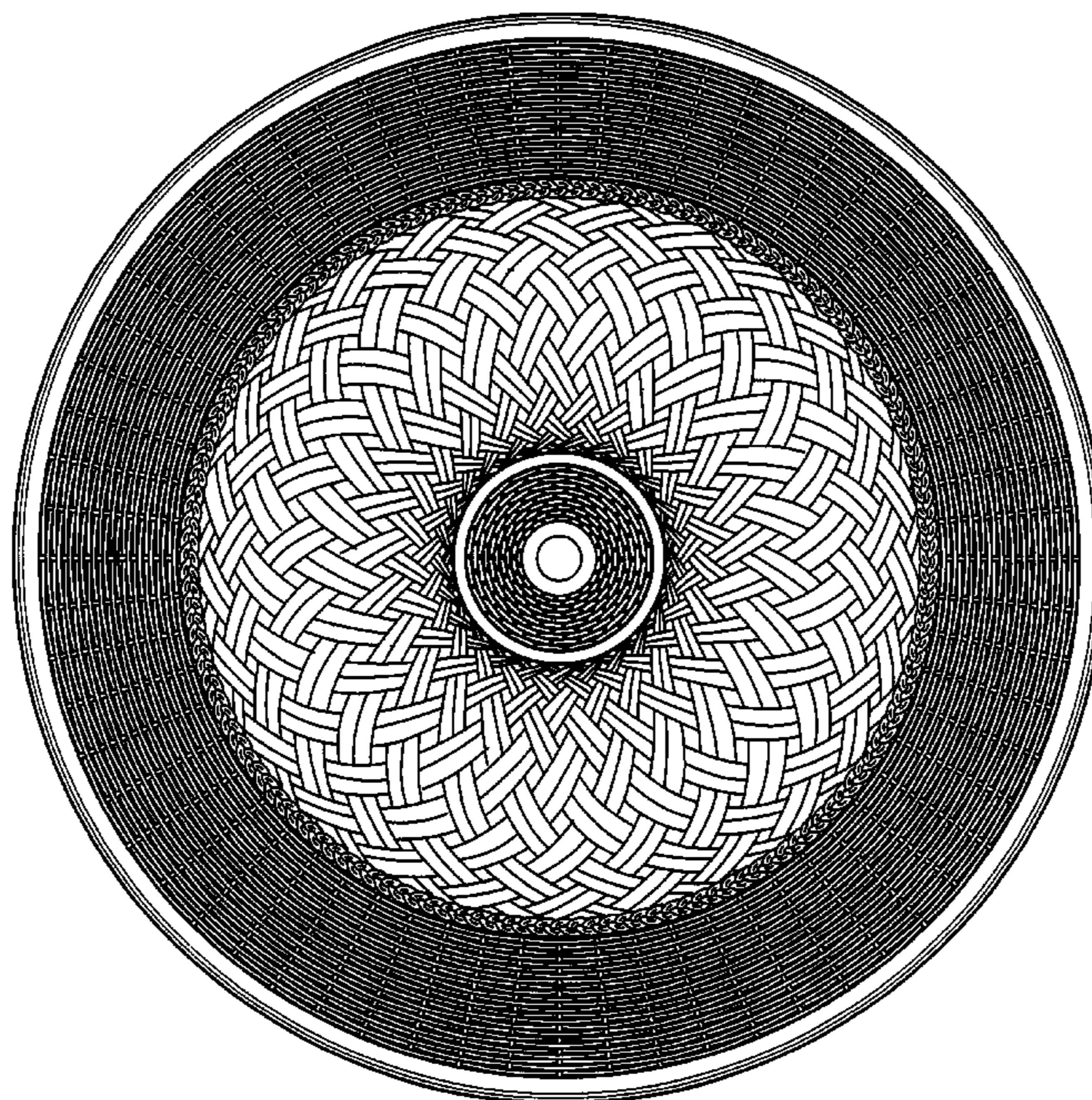
(57) **CLAIM**

The ornamental design for a table top, substantially as shown and described.

DESCRIPTION

FIG. 1 is a top view of the table top.
FIG. 2 is a close-up of a section of the table top, from a top view, shown in cut-away.
FIG. 3 is a perspective view of the table top; and,
FIG. 4 is a top and side perspective view of the table top, showing the table top in position on a possible configuration of a base, though the base is shown for environmental context only and is not to be interpreted as a limitation of the claims. The base does not form a part of the claimed design.

1 Claim, 4 Drawing Sheets



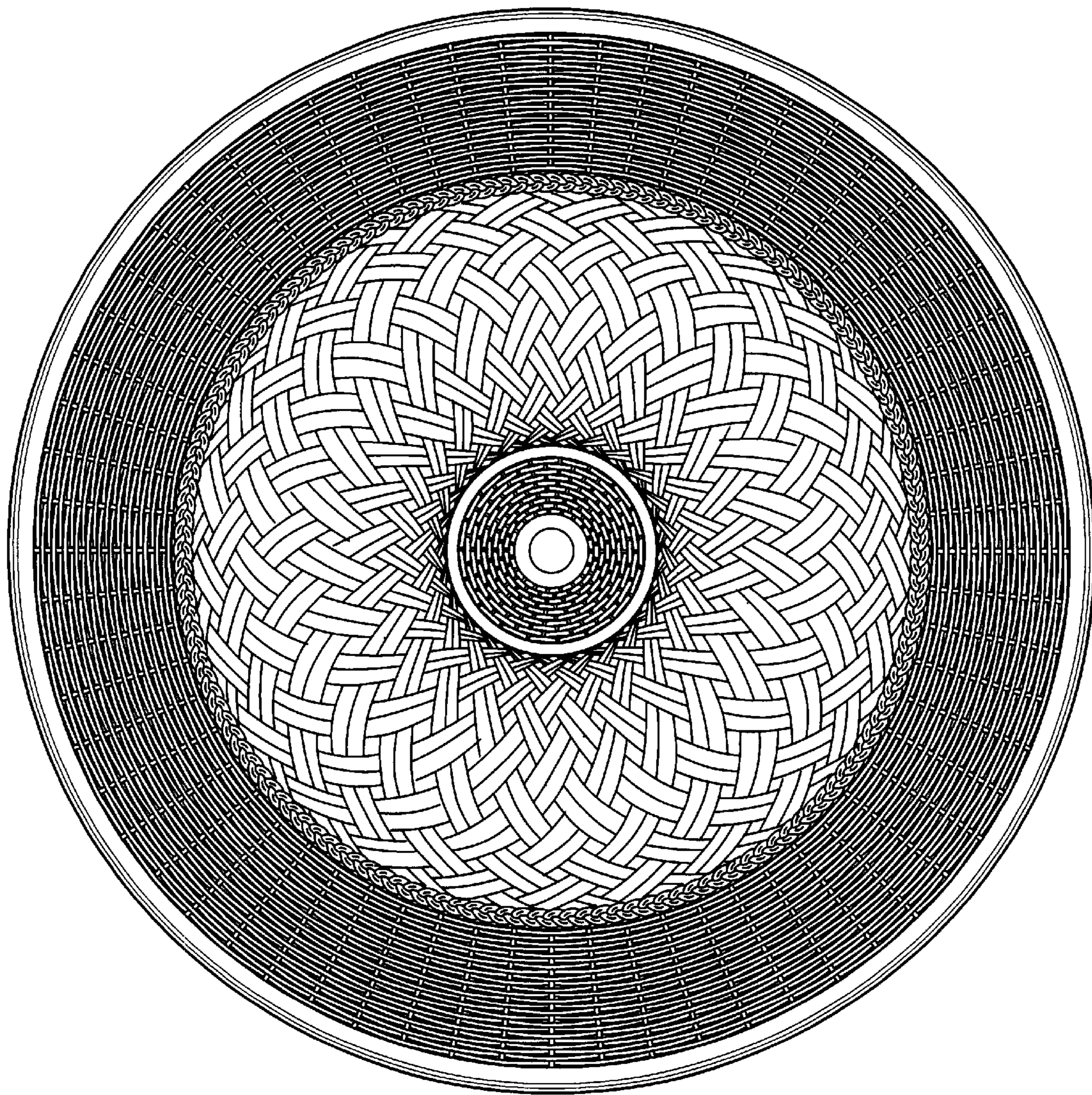


Fig. 1

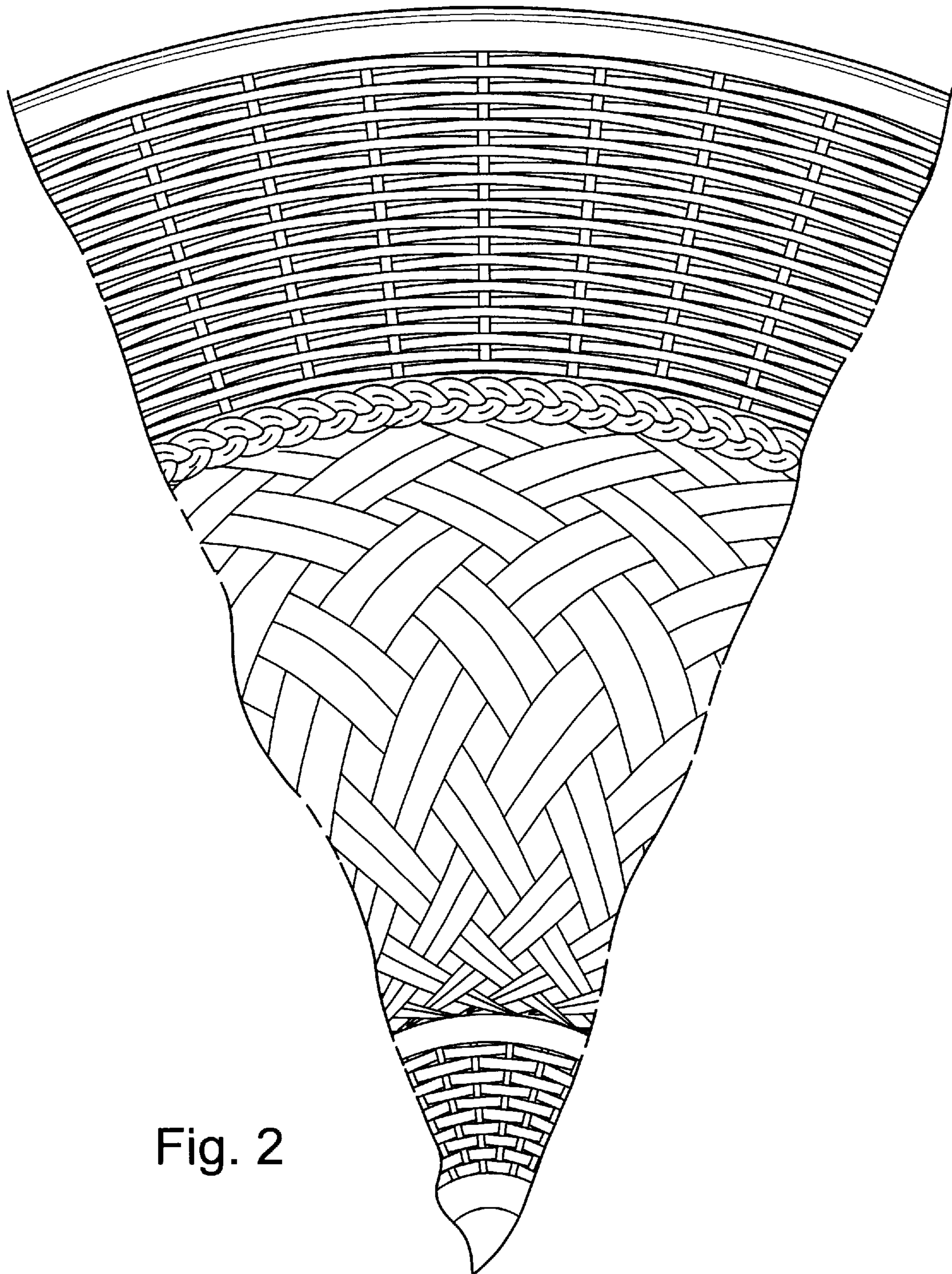


Fig. 2

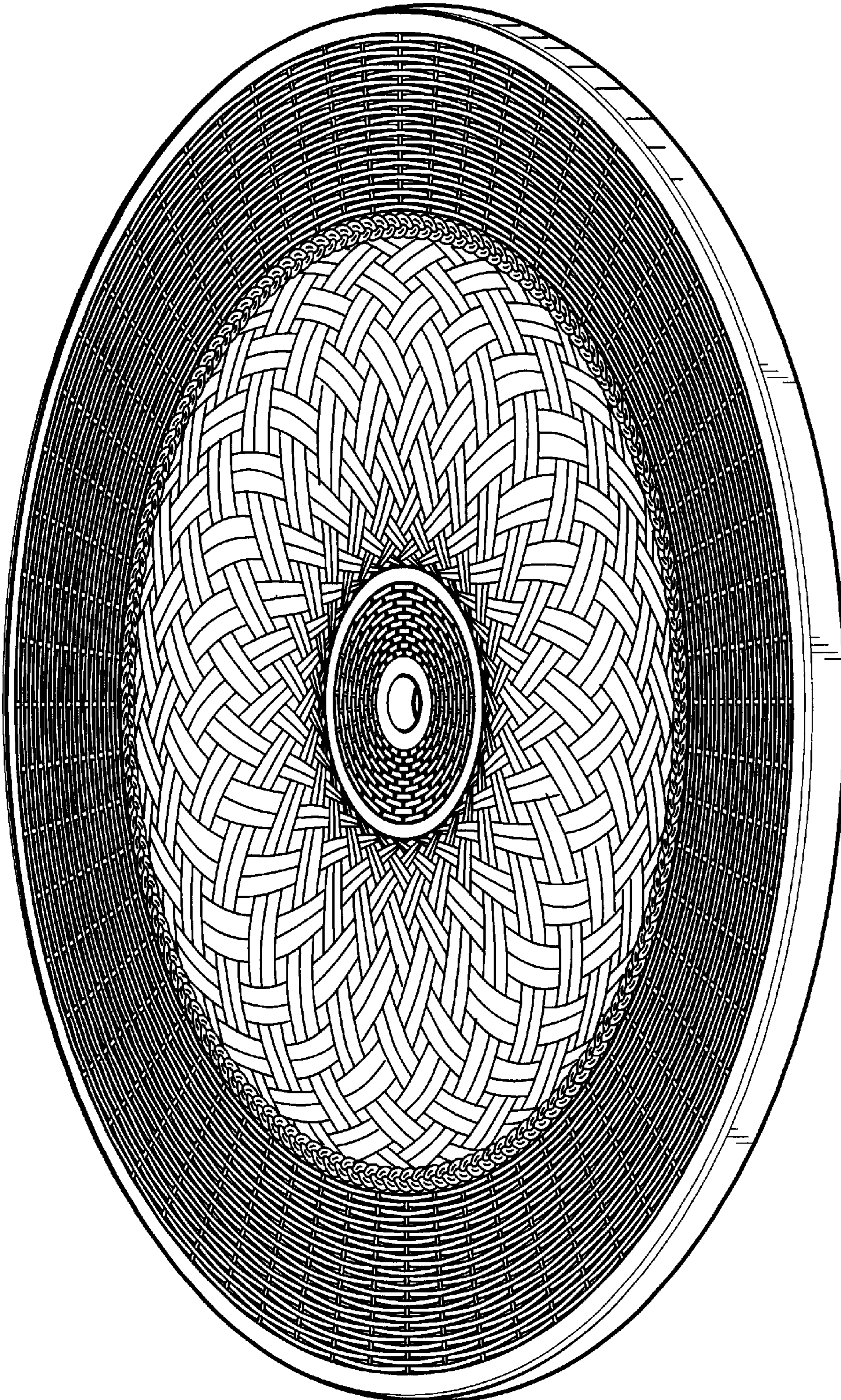


Fig. 3

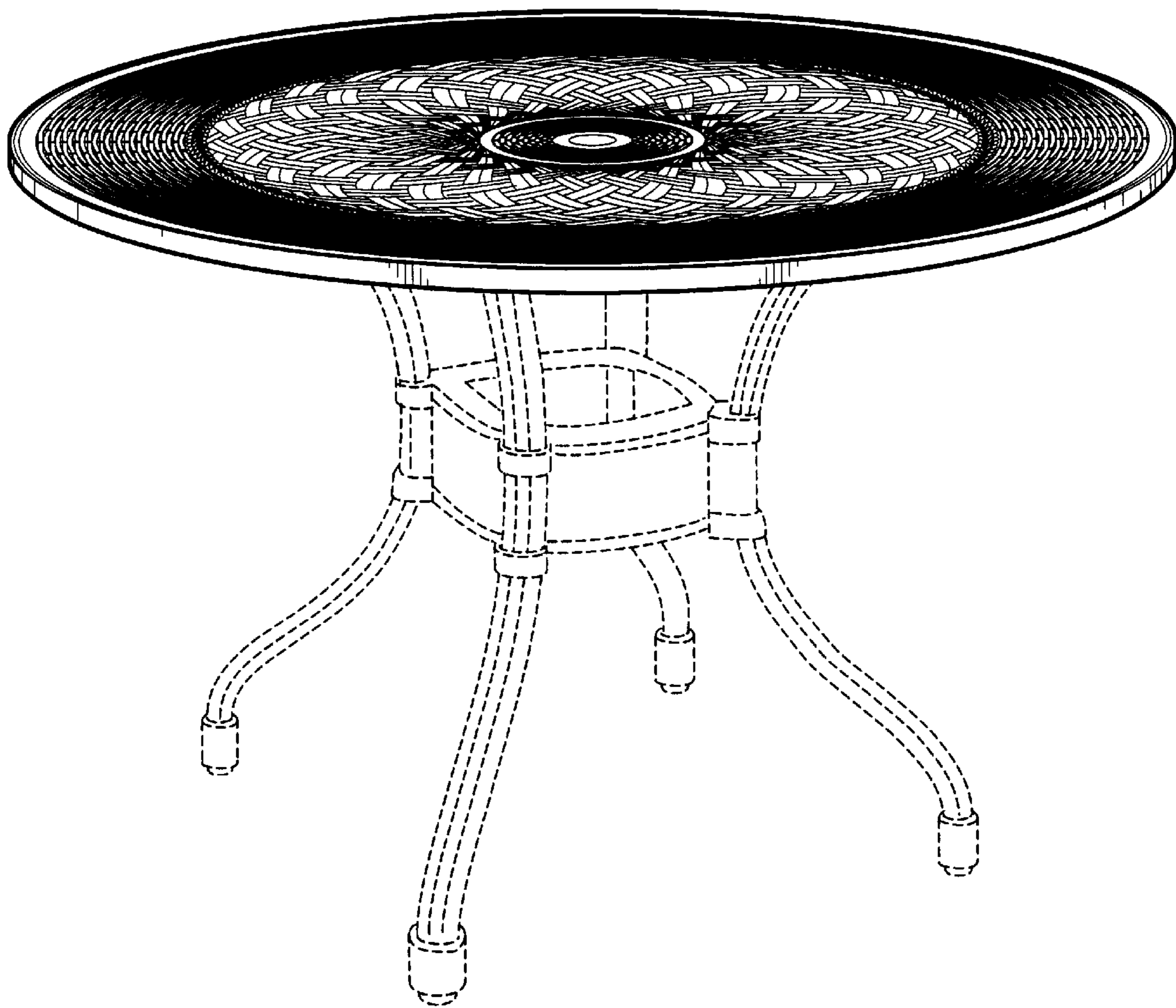


Fig. 4