



US00D526816S

(12) **United States Design Patent**
Nowotarski et al.

(10) **Patent No.:** **US D526,816 S**

(45) **Date of Patent:** **** Aug. 22, 2006**

(54) **CABINET**

(75) Inventors: **Mark Alan Nowotarski**, Maumee, OH (US); **Neil Patrick Lynch**, Jasper, IN (US); **John B. Rose, II**, Huntingburg, IN (US); **David R. Hagopian**, Deerfield, IL (US); **Janelle Lynn Schmitt**, Jasper, IN (US); **Crandall Jay Gingerich**, Arthur, IL (US); **Judith Ann Sonderman**, Jasper, IN (US); **Tara Brames Eckman**, Jasper, IN (US); **Lee Richard Huther**, Jasper, IN (US)

(73) Assignee: **Master Brand Cabinets, Inc.**, Jasper, IN (US)

(**) Term: **14 Years**

(21) Appl. No.: **29/237,989**

(22) Filed: **Sep. 9, 2005**

Related U.S. Application Data

(63) Continuation of application No. 29/211,743, filed on Aug. 20, 2004, now Pat. No. Des. 514,353.

(51) **LOC (8) Cl.** **06-04**

(52) **U.S. Cl.** **D6/446; D6/479**

(58) **Field of Classification Search** D6/396, D6/397, 402, 432, 436, 446, 468, 470, 472, D6/476; 211/13.1, 85.1, 85.3, 85.4; 312/114, 312/118, 119, 204, 249.9, 321.5
See application file for complete search history.

(56) **References Cited**

U.S. PATENT DOCUMENTS

3,023,068 A 2/1962 Haag
4,396,240 A 8/1983 Henson
4,669,790 A 6/1987 Briggs
D306,665 S 3/1990 Wright

D416,708 S 11/1999 Walker et al.
D419,353 S 1/2000 Kato
D423,817 S 5/2000 Holcomb et al.
D423,818 S 5/2000 Holcomb et al.
D426,981 S 6/2000 Winter et al.
D427,469 S 7/2000 Thurston-Chartraw et al.
D427,807 S 7/2000 Holcomb et al.
6,099,096 A 8/2000 Lambright
D457,704 S 5/2002 Fiscus et al.
D461,972 S 8/2002 Everett
D464,823 S 10/2002 Malone
D465,944 S 11/2002 Jackson
D480,894 S 10/2003 Groves
D484,724 S 1/2004 Rodon et al.
D489,858 S 5/2004 Hay et al.
D491,744 S 6/2004 Harwanko
D491,746 S 6/2004 Harwanko
D495,898 S 9/2004 Walker
D497,272 S 10/2004 Schultz
D497,505 S 10/2004 Harwanko
D498,086 S 11/2004 Harwanko
D501,736 S 2/2005 Kirkpatrick

Primary Examiner—Cathron C. Brooks

(74) *Attorney, Agent, or Firm*—Calfee, Halter & Griswold LLP

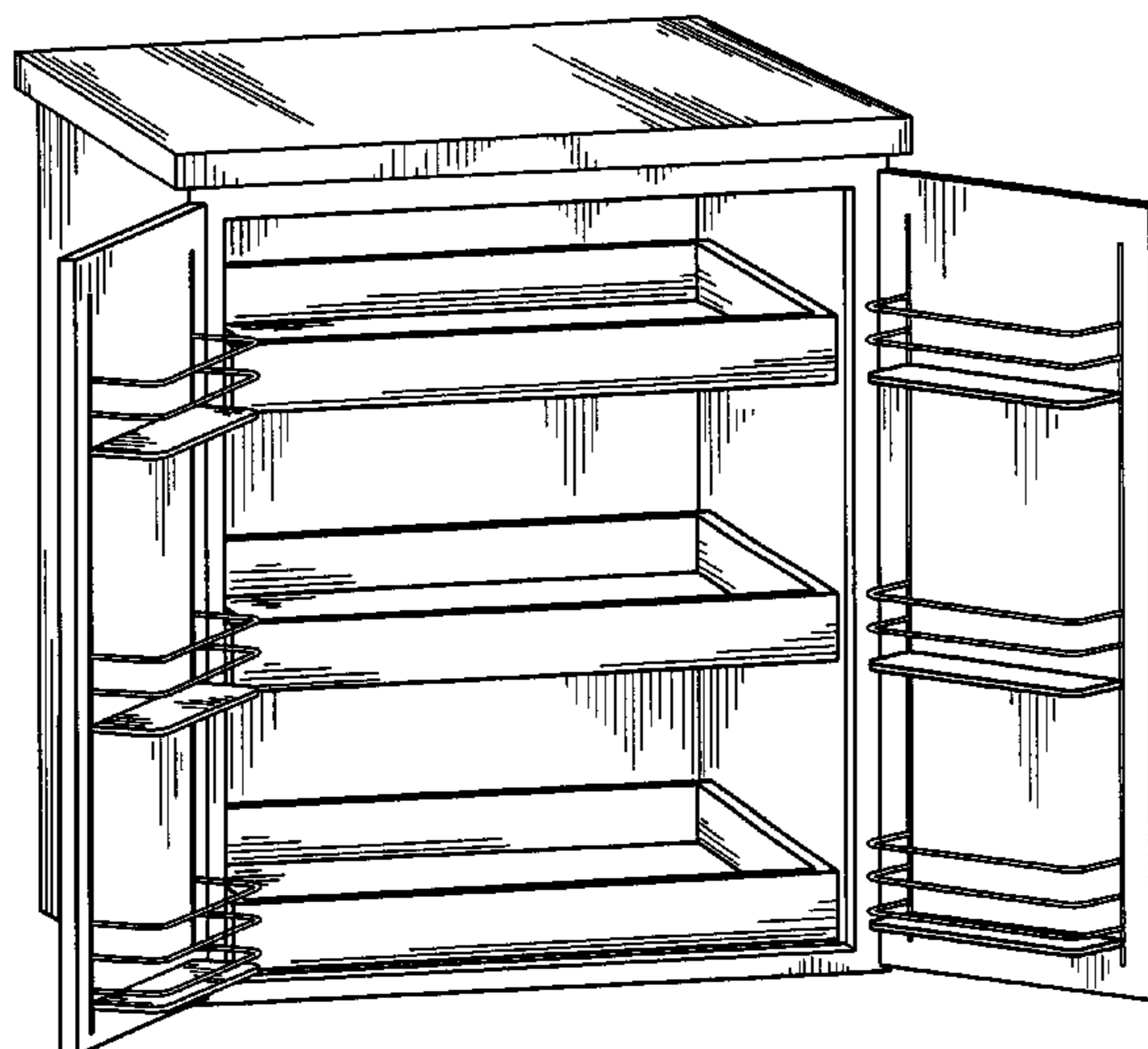
(57) **CLAIM**

We claim the ornamental design for a cabinet, as shown and described.

DESCRIPTION

FIG. 1 is a perspective view of a cabinet of the new design; FIG. 2 is a side view of the cabinet of FIG. 1, the other side view being a mirror image; FIG. 3 is a front view of the cabinet of FIG. 1; FIG. 4 is a back view of the cabinet of FIG. 1; FIG. 5 is a top view of the cabinet of FIG. 1; FIG. 6 is a bottom view of the cabinet of FIG. 1; and, FIG. 7 is a perspective view of the cabinet of FIG. 1, wherein the drawers are extended.

1 Claim, 4 Drawing Sheets



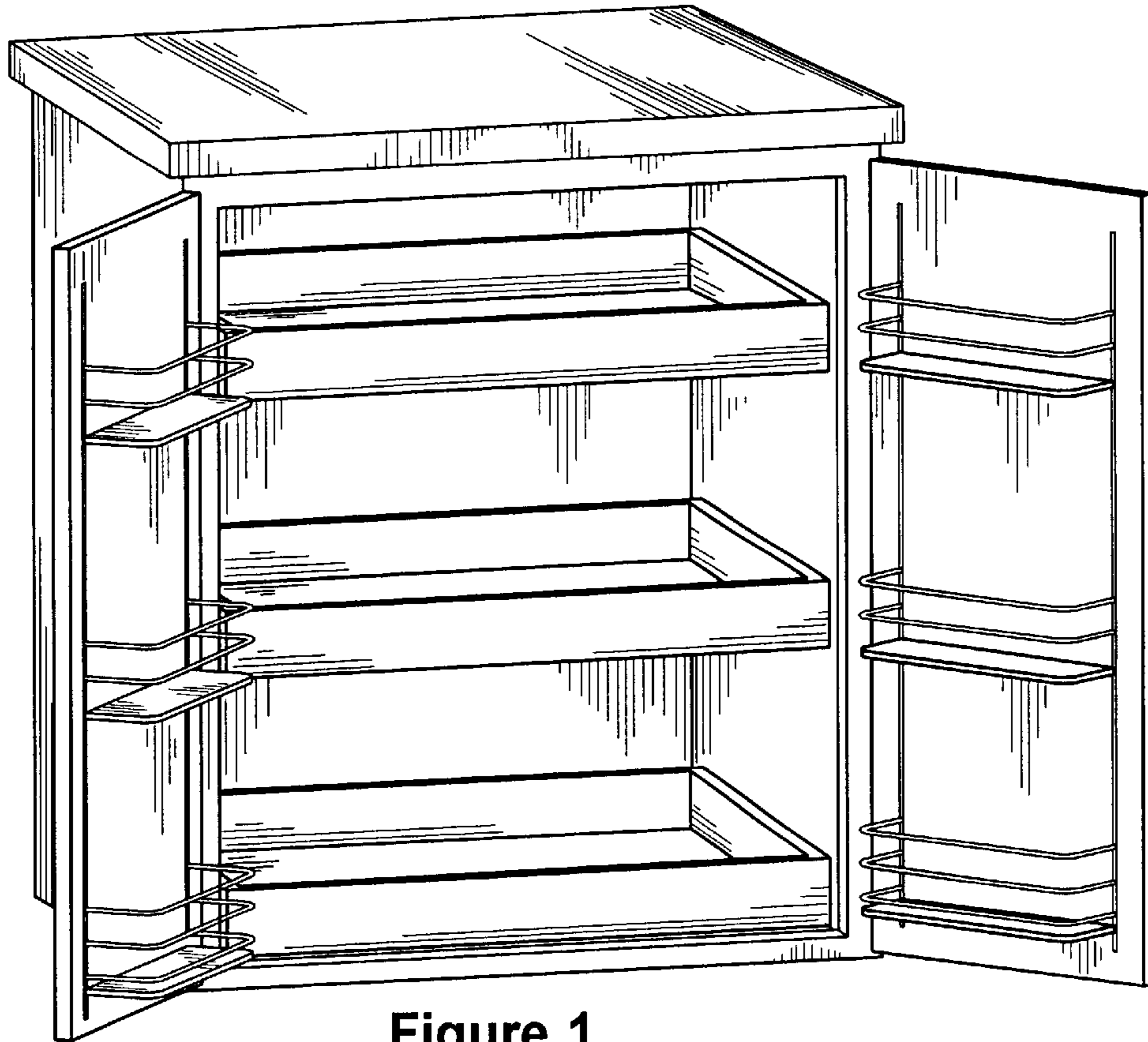


Figure 1

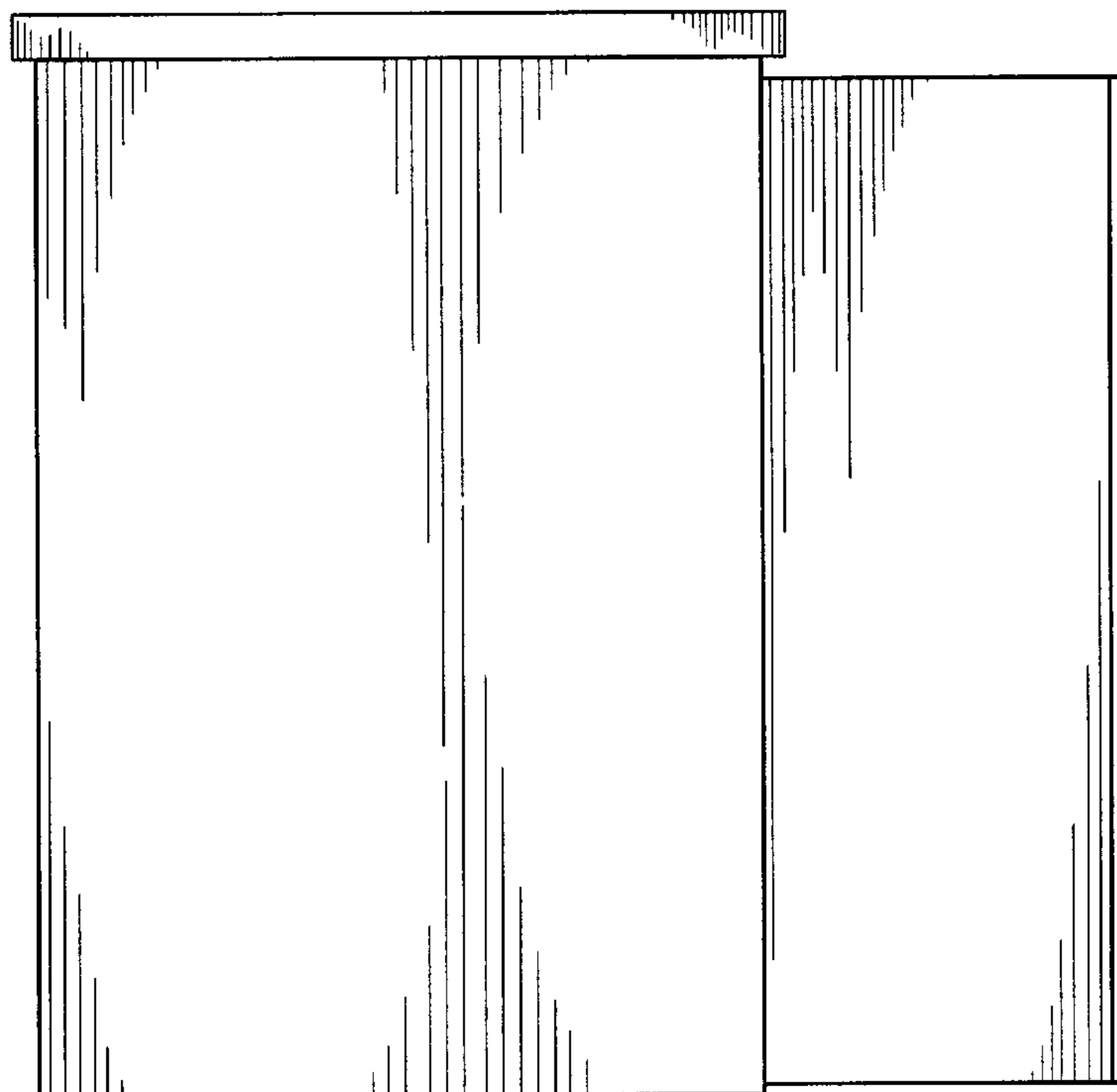


Figure 2

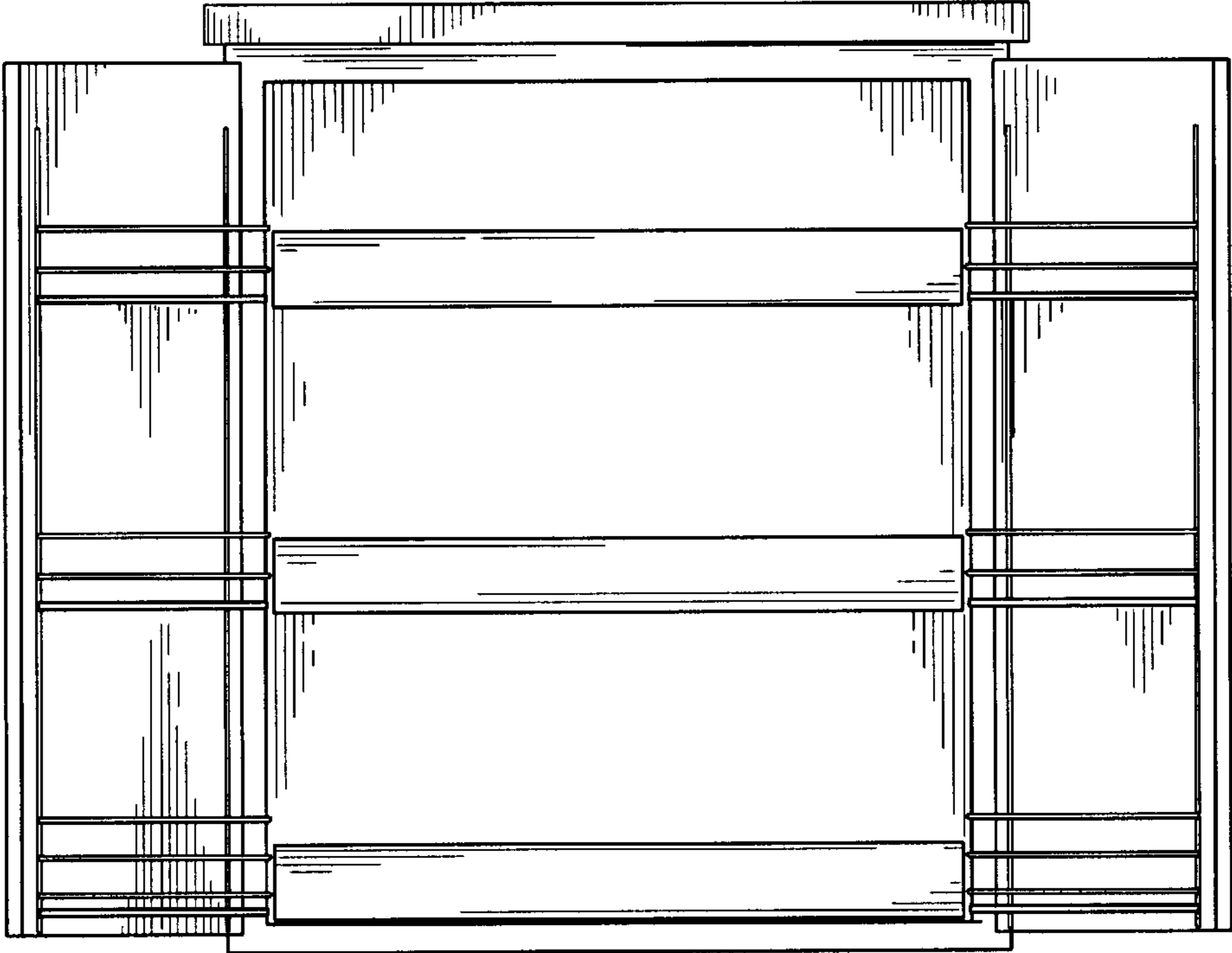


Figure 3




Figure 4




Figure 5




Figure 6




Figure 7