



US00D526813S

(12) **United States Design Patent**
Cook

(10) **Patent No.:** **US D526,813 S**

(45) **Date of Patent:** **** Aug. 22, 2006**

(54) **DRESSER**

(75) Inventor: **Eric A. Cook**, Onalaska, WI (US)

(73) Assignee: **Ashley Furniture Industries, Inc.**,
Arcadia, WI (US)

(**) Term: **14 Years**

(21) Appl. No.: **29/188,454**

(22) Filed: **Aug. 19, 2003**

(51) **LOC (8) Cl.** **06-04**

(52) **U.S. Cl.** **D6/441; D6/446**

(58) **Field of Classification Search** D6/436-439,
D6/441, 444-448, 470; 312/196, 204, 224,
312/279

See application file for complete search history.

(56) **References Cited**

U.S. PATENT DOCUMENTS

| | | | | | |
|------------|---|---------|-----------------|-------|--------|
| D162,491 S | * | 3/1951 | Sussman | | D6/441 |
| D308,775 S | * | 6/1990 | Diekman | | D6/441 |
| D341,042 S | * | 11/1993 | Stephens | | D6/439 |
| D357,601 S | | 4/1995 | Brunner et al. | | |
| D399,372 S | | 10/1998 | Zaidman et al. | | |
| D404,223 S | | 1/1999 | Bargagli-Stoffi | | |
| D407,239 S | | 3/1999 | Zaidman | | |
| D413,030 S | | 8/1999 | Wanek et al. | | |
| D427,453 S | | 7/2000 | Lacroix et al. | | |
| D428,280 S | | 7/2000 | Walters et al. | | |
| D440,073 S | | 4/2001 | Cain | | |

| | | | | | |
|------------|---|---------|--------------|-------|--------|
| D445,596 S | | 7/2001 | Stout et al. | | |
| D450,476 S | | 11/2001 | Vaaler | | |
| D454,724 S | * | 3/2002 | Hokanson | | D6/441 |
| D465,104 S | | 11/2002 | Cain | | |

OTHER PUBLICATIONS

Furniture Today, Natale Dresser, p. 105, Apr. 3, 2000.*

* cited by examiner

Primary Examiner—Cathron Brooks

(74) *Attorney, Agent, or Firm*—Patterson, Thuente, Skaar & Christensen, P.A.

(57) **CLAIM**

I claim the ornamental design for dresser, as shown and described.

DESCRIPTION

FIG. 1 is a perspective view of a dresser according to an embodiment of the invention.

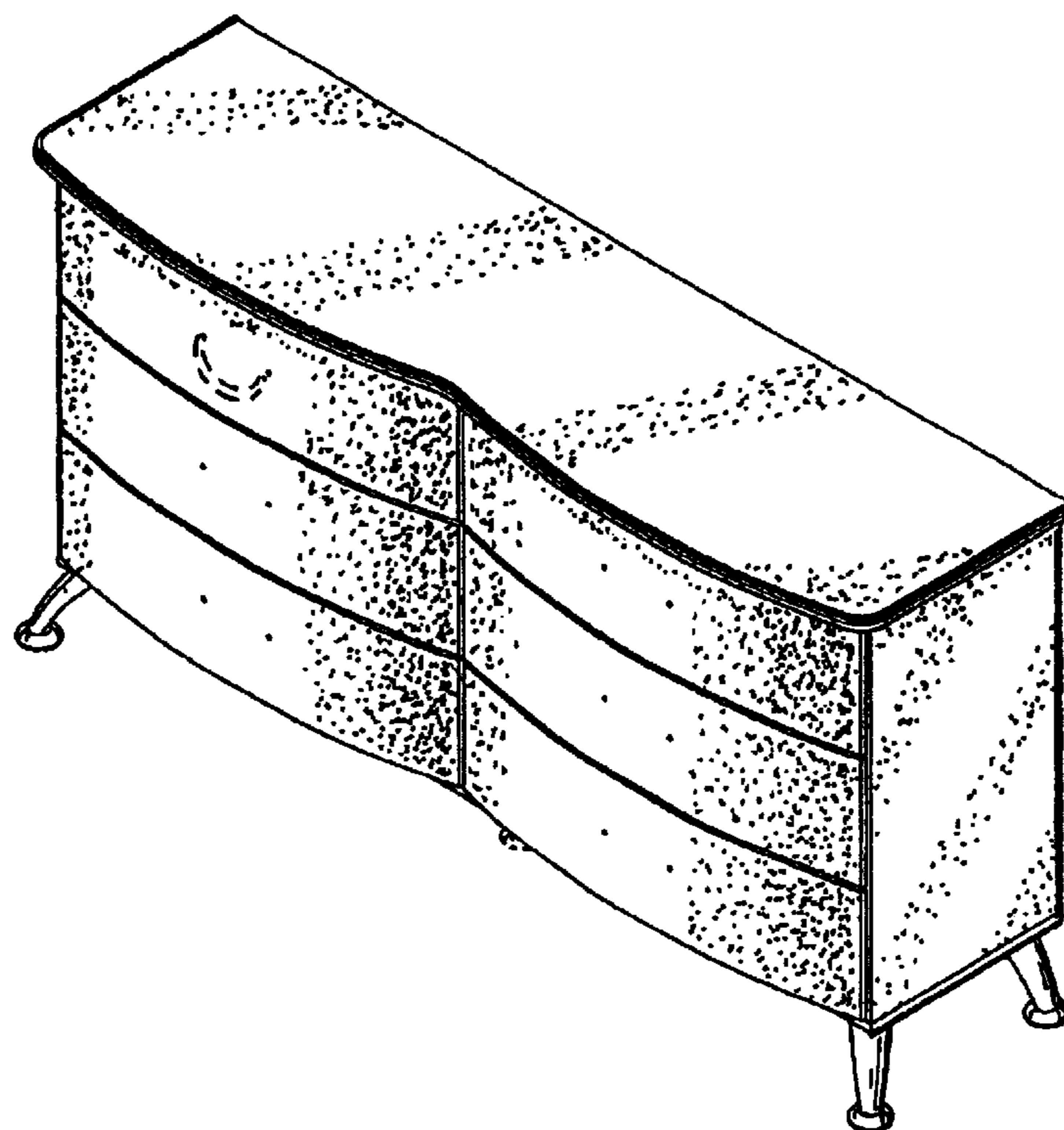
FIG. 2 is a front elevational view of a dresser according to an embodiment of the invention.

FIG. 3 is a top plan view of a dresser according to an embodiment of the invention; and,

FIG. 4 is a right side elevational view of a dresser according to an embodiment of the invention. The left side elevational view being a mirror image of the right side.

The features shown in broken lines and the black dots representing holes for drawer handle attachment form no part of the claimed design.

1 Claim, 2 Drawing Sheets



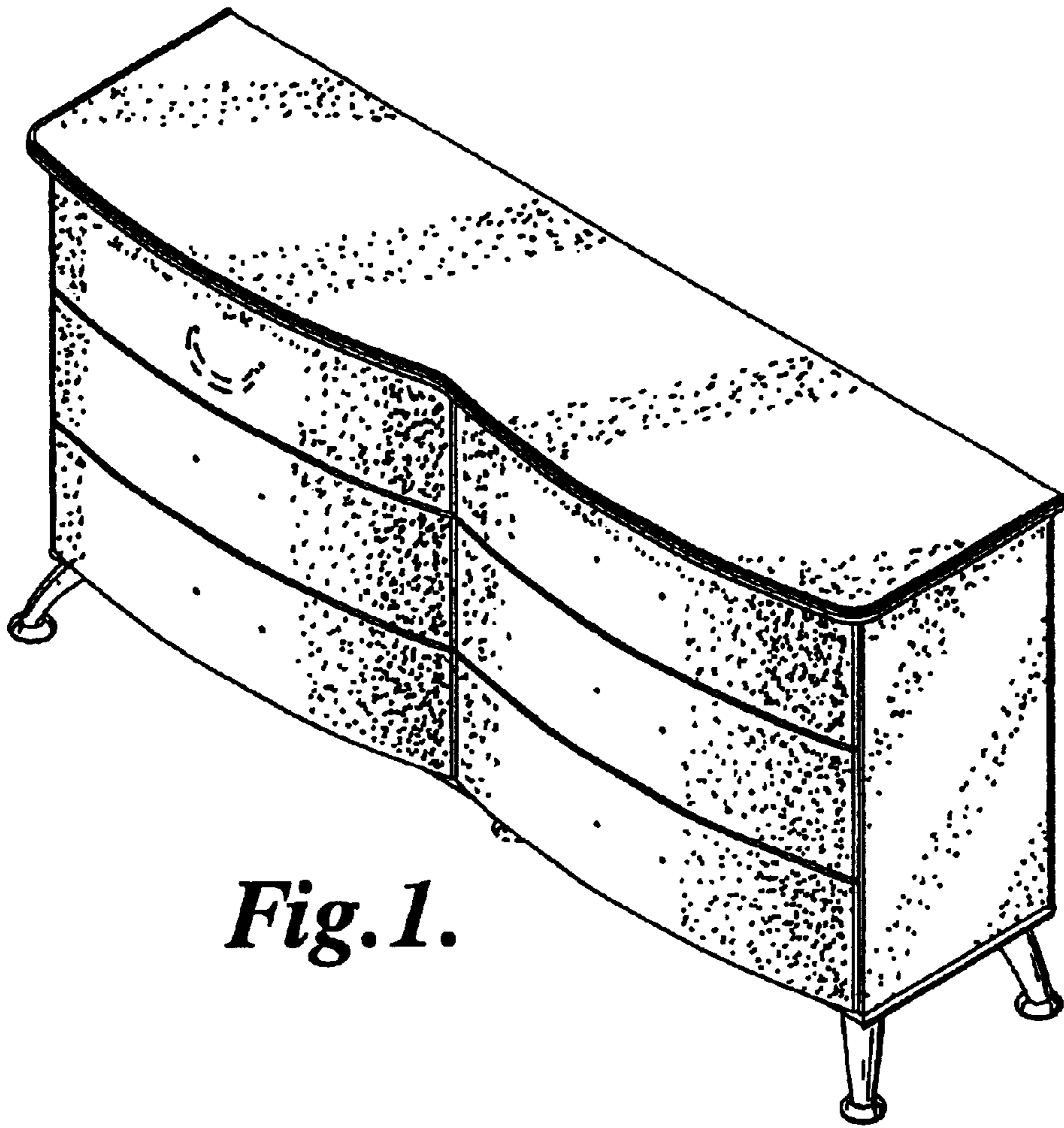


Fig. 1.

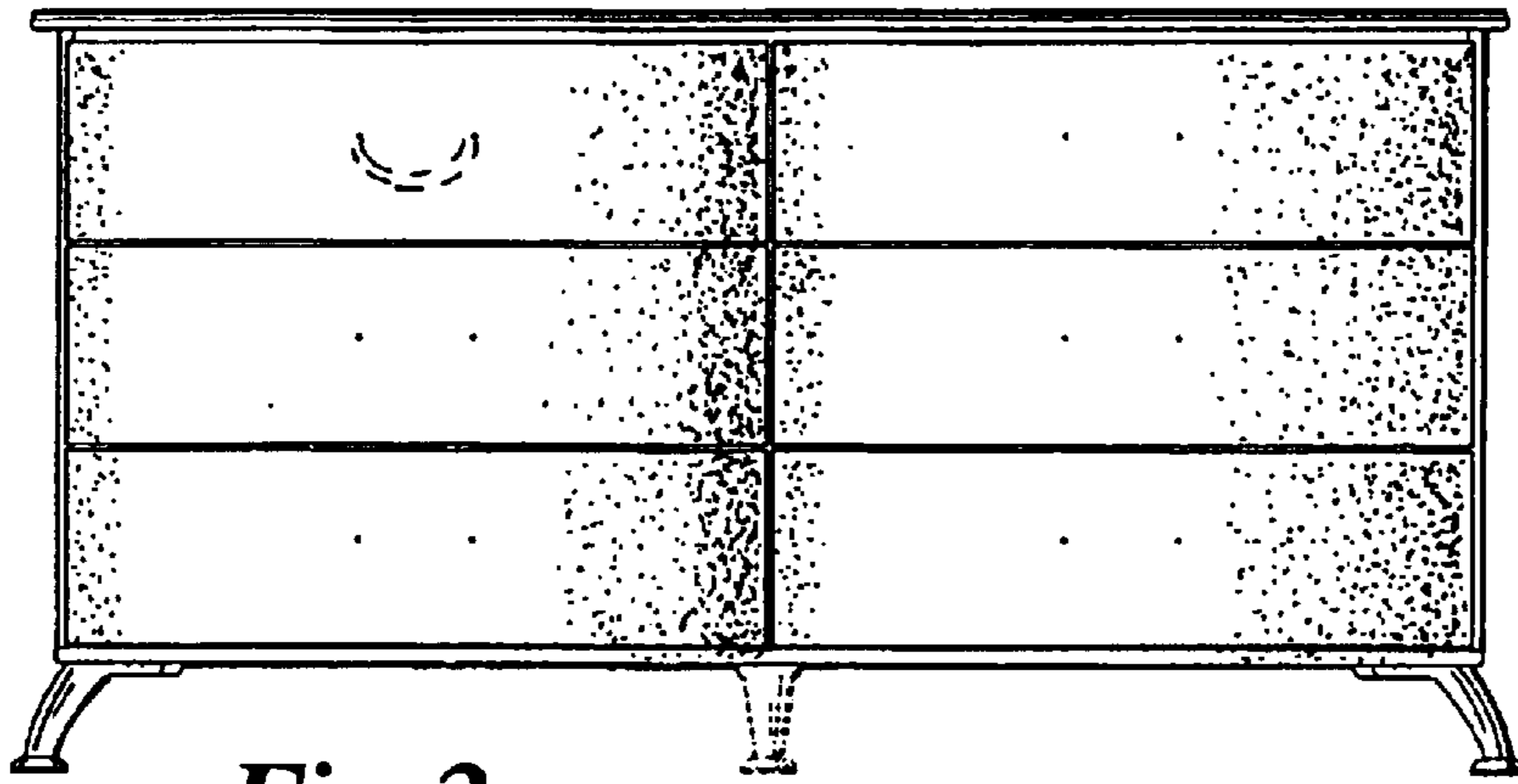


Fig. 2.

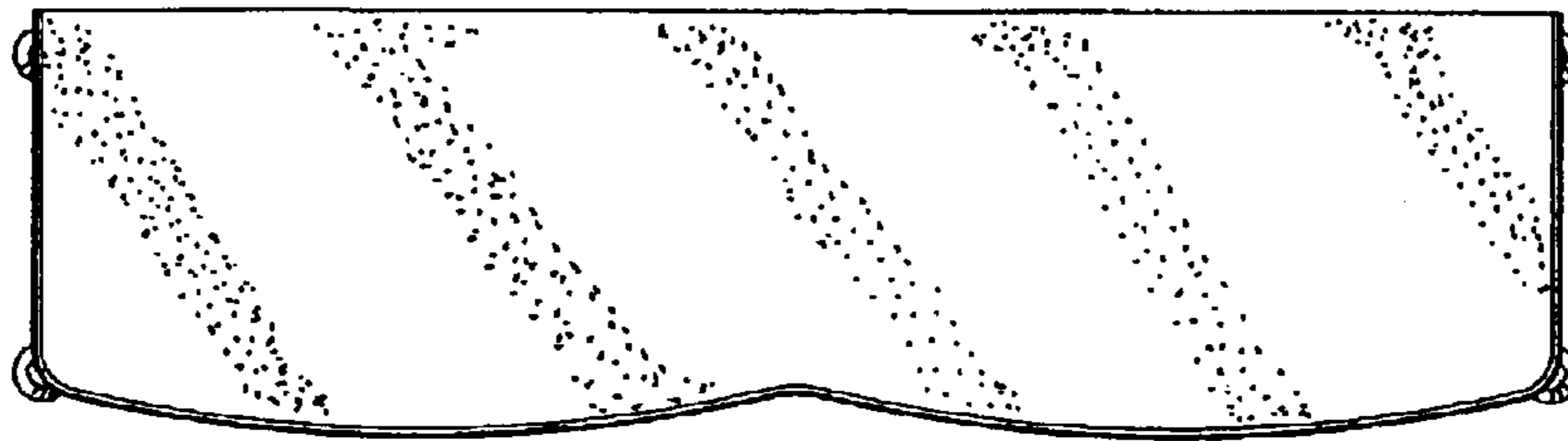


Fig. 3.




Fig. 4.