

US00D526811S

(12) **United States Design Patent**
Nicoletti

(10) **Patent No.:** **US D526,811 S**

(45) **Date of Patent:** **** Aug. 22, 2006**

(54) **DESK**

6,564,723 B1 * 5/2003 Shapton 108/50.02
D479,064 S * 9/2003 Goldberg D6/480
D489,200 S * 5/2004 Antonioni D6/484

(75) Inventor: **Bruno Nicoletti**, Calderino di Monte S. Pietro (IT)

* cited by examiner

(73) Assignee: **Metal Work Srl**, Bologna (IT)

Primary Examiner—Janice E. Seeger

(**) Term: **14 Years**

(74) *Attorney, Agent, or Firm*—William J. Sapone; Coleman Sudol Sapone P.C.

(21) Appl. No.: **29/210,665**

(57) **CLAIM**

(22) Filed: **Aug. 4, 2004**

I claim the design for a desk, as shown and described.

(51) **LOC (8) Cl.** **06-03**

(52) **U.S. Cl.** **D6/421; D6/484**

(58) **Field of Classification Search** D6/421–428, D6/332; 312/194–196, 208.1, 208.2, 238, 312/239; 108/50.01, 50.02, 60; 52/36.1, 239
See application file for complete search history.

DESCRIPTION

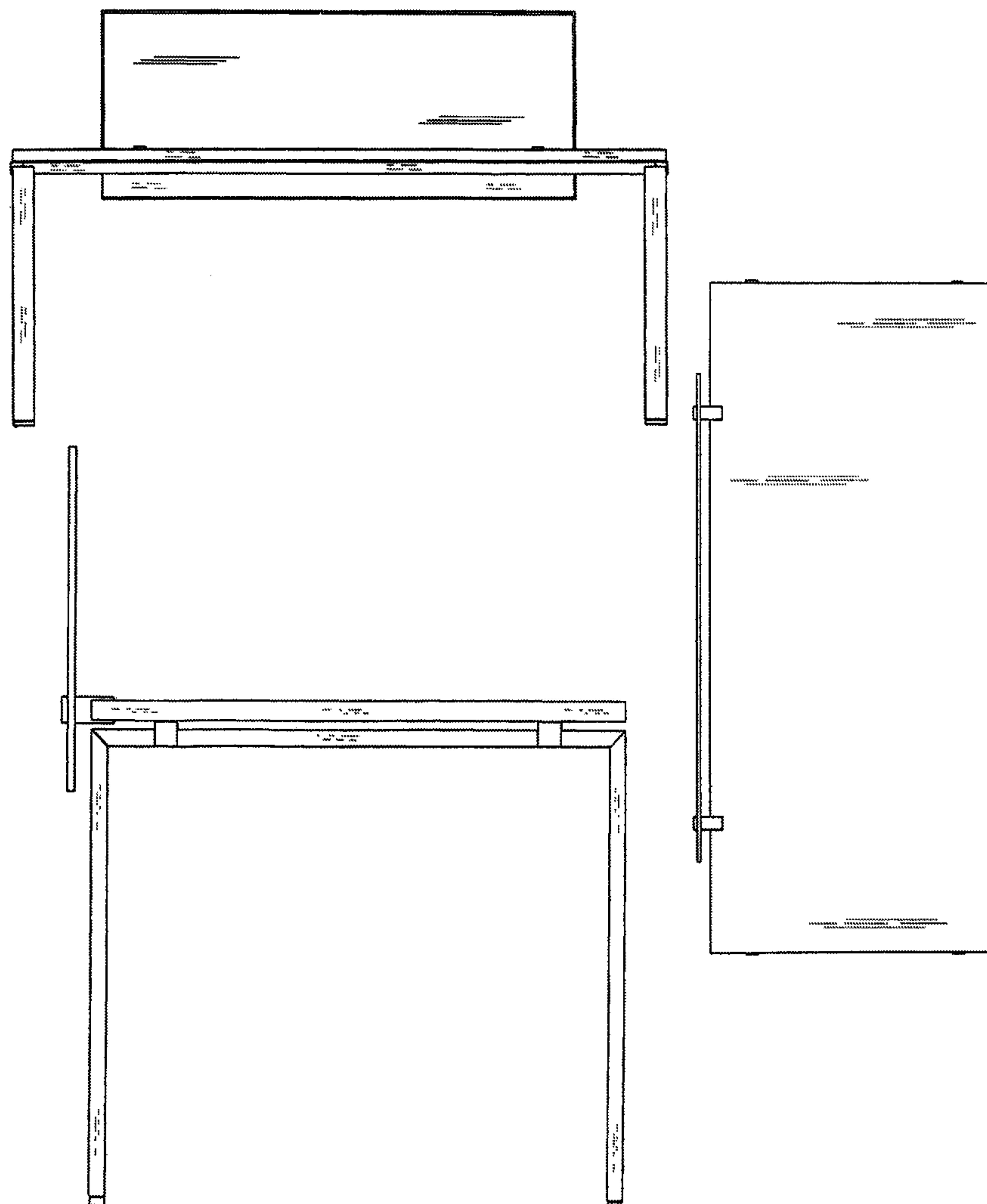
FIG. 1 is a rear view of the desk, showing my new design; FIG. 2 is a bottom view of the desk; FIG. 3 is a front view the desk; FIG. 4 is a left side view of the desk; FIG. 5 is a right side view of the desk; and, FIG. 6 is a top view of the desk.

(56) **References Cited**

U.S. PATENT DOCUMENTS

D431,398 S * 10/2000 Luong et al. D6/484

1 Claim, 6 Drawing Sheets






Fig. 1




Fig. 2




Fig. 3




Fig. 4




Fig. 5




Fig. 6