

US00D526809S

(12) **United States Design Patent**
Adair et al.

(10) **Patent No.:** **US D526,809 S**

(45) **Date of Patent:** **** Aug. 22, 2006**

(54) **SOFA**

(75) Inventors: **Lisa A. Adair**, New Albany, MS (US);
Christopher W. Burgett, Saltillo, MS
(US); **Christie D. Lamb**, Tupelo, MS
(US)

(73) Assignee: **Ashley Furniture Industries, Inc.**,
Arcadia, WI (US)

(**) Term: **14 Years**

(21) Appl. No.: **29/225,672**

(22) Filed: **Mar. 18, 2005**

(51) **LOC (8) Cl.** **06-01**

(52) **U.S. Cl.** **D6/381**

(58) **Field of Classification Search** D6/334,
D6/335, 373, 381, 383, 341, 500-502, 358;
297/232-233, 445.1, 452.11, 452.12, 452.38;
5/12.1, 12.2

See application file for complete search history.

(56) **References Cited**

U.S. PATENT DOCUMENTS

D211,336 S	*	6/1968	Kettman	D6/370
D234,171 S	*	1/1975	Long	D6/334
D235,943 S	*	7/1975	Long	D6/334
D239,580 S	*	4/1976	Robertson et al.	D6/381
D241,693 S	*	10/1976	Friedman	D6/381
D253,263 S	*	10/1979	Long	D6/371
D255,515 S	*	6/1980	Friedman	D6/371
D258,401 S	*	3/1981	Beall, Jr.	D6/381
D267,134 S	*	12/1982	Nelson	D6/381
D269,746 S	*	7/1983	Brooks	D6/381
D279,056 S		6/1985	Nelson		
D282,321 S		1/1986	Christa et al.		
D350,243 S	*	9/1994	Patrick	D6/381

D350,857 S	*	9/1994	Warren	D6/381
D350,858 S	*	9/1994	Warren	D6/381
D353,721 S	*	12/1994	Lowman	D6/379
D379,723 S	*	6/1997	Schweiger	D6/381
D380,304 S	*	7/1997	Gera	D6/335
D383,325 S	*	9/1997	Warren	D6/381
D388,970 S		1/1998	Natuzzi et al.		
D392,809 S		3/1998	Natuzzi et al.		
D399,360 S		10/1998	Natuzzi et al.		
D401,430 S	*	11/1998	De Blaay	D6/381
D411,061 S	*	6/1999	Klein	D6/492
D418,991 S		1/2000	Natuzzi et al.		
D448,198 S		9/2001	Natuzzi et al.		
D492,499 S	*	7/2004	Relling et al.	D6/381

* cited by examiner

Primary Examiner—Sandra S. Snapp

(74) *Attorney, Agent, or Firm*—Patterson, Thunte, Skaar & Christensen, P.A.

(57) **CLAIM**

We claim the ornamental design for sofa, as shown and described.

DESCRIPTION

FIG. 1 is a front elevational view of a sofa according to an embodiment of the invention.


FIG. 2 is a back elevational view of a sofa according to an embodiment of the invention.

FIG. 3 is a side elevational view of a sofa according to an embodiment of the invention, the opposite side is a mirror image thereof.

FIG. 4 is a top plan view of a sofa according to an embodiment of the invention; and,

FIG. 5 is a perspective view of a sofa according to an embodiment of the invention.

1 Claim, 5 Drawing Sheets



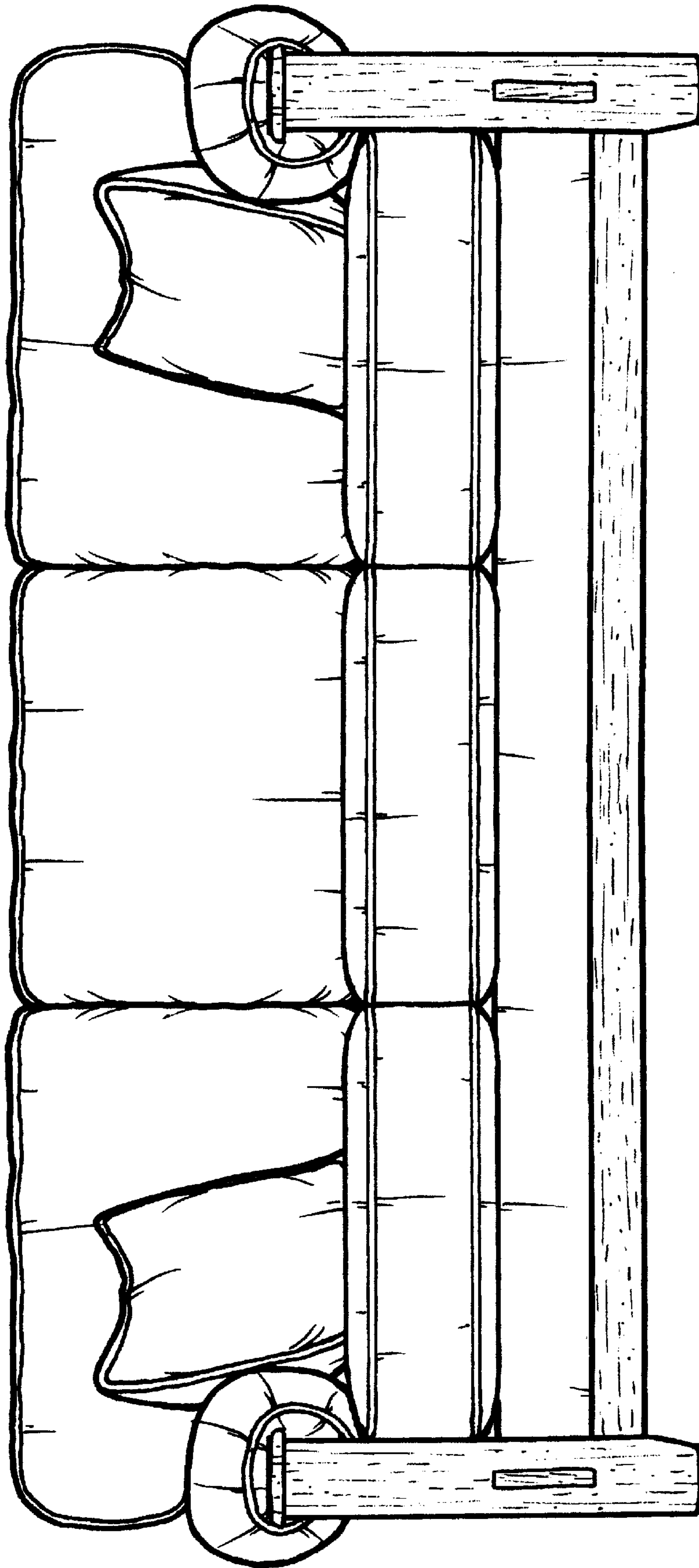


FIG. 1

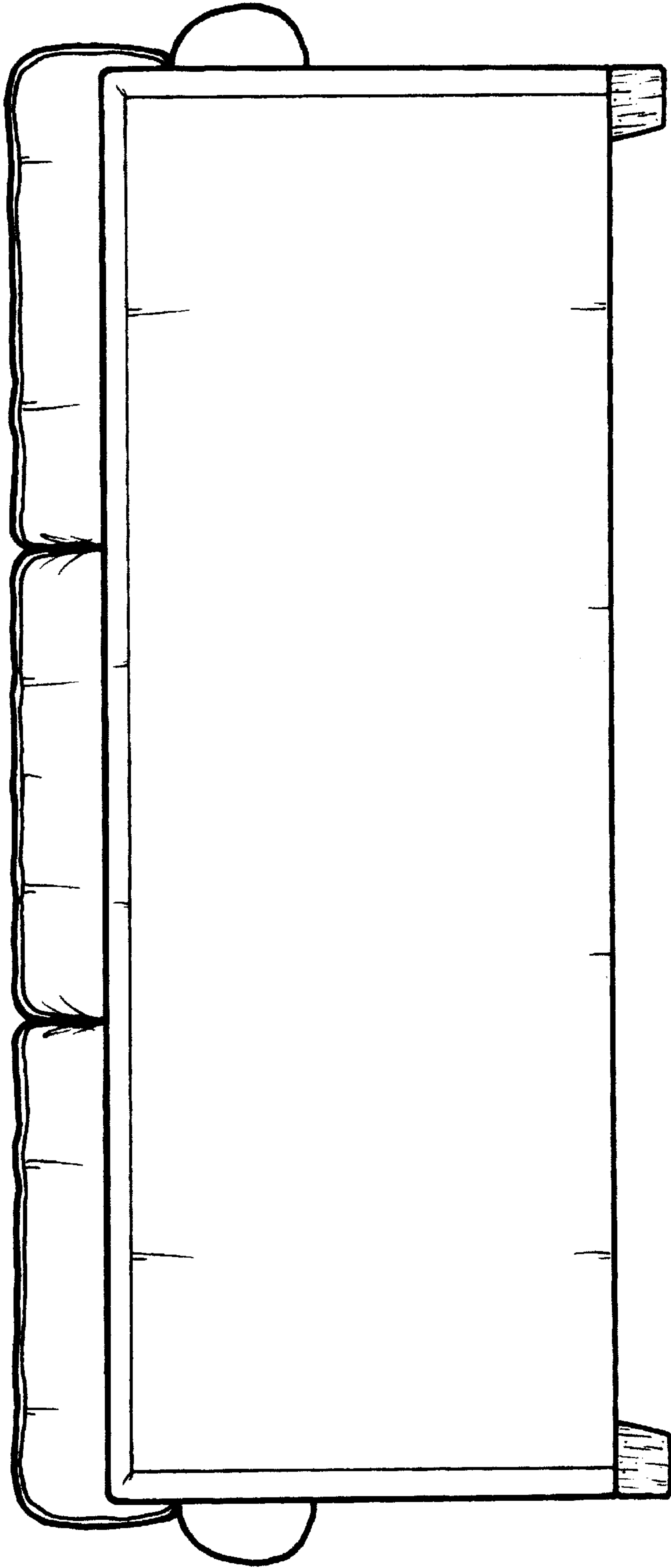


FIG. 2




FIG. 3

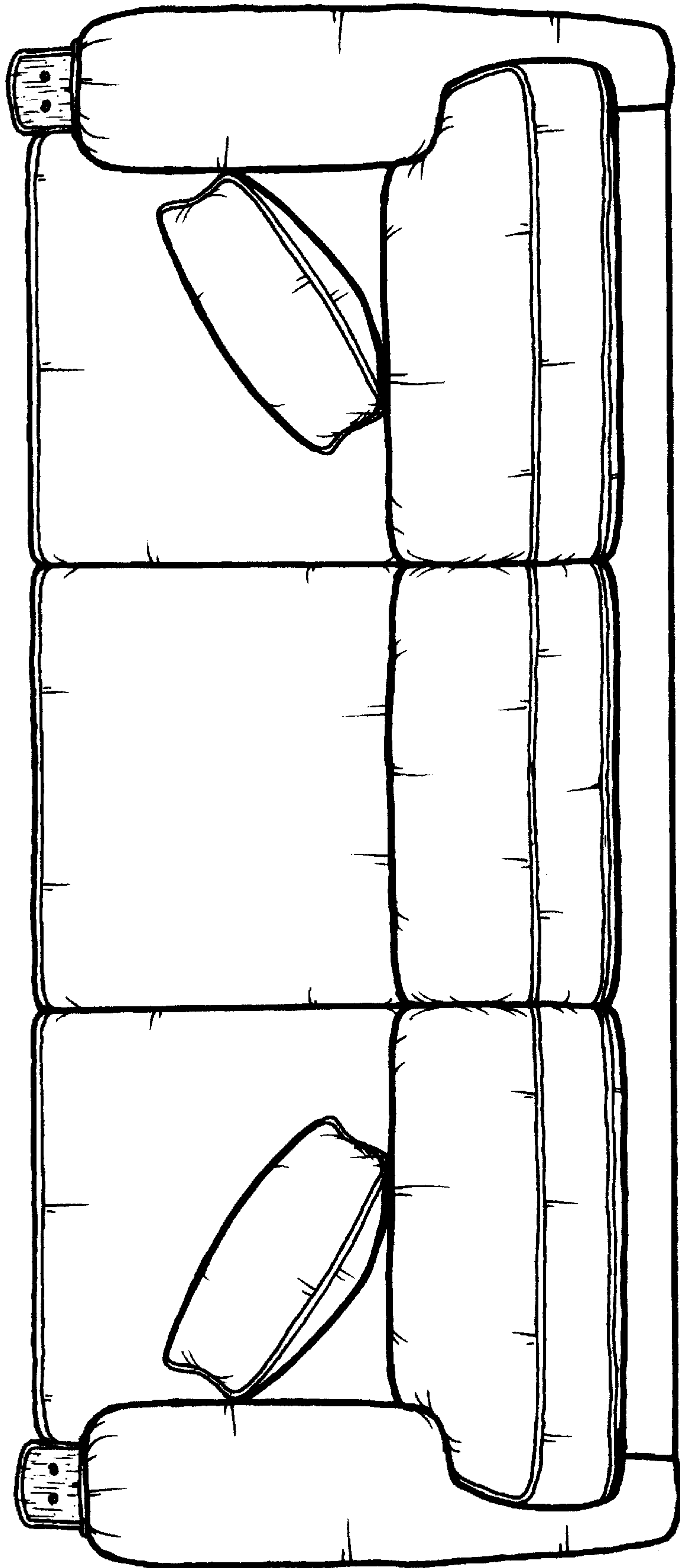


FIG. 4

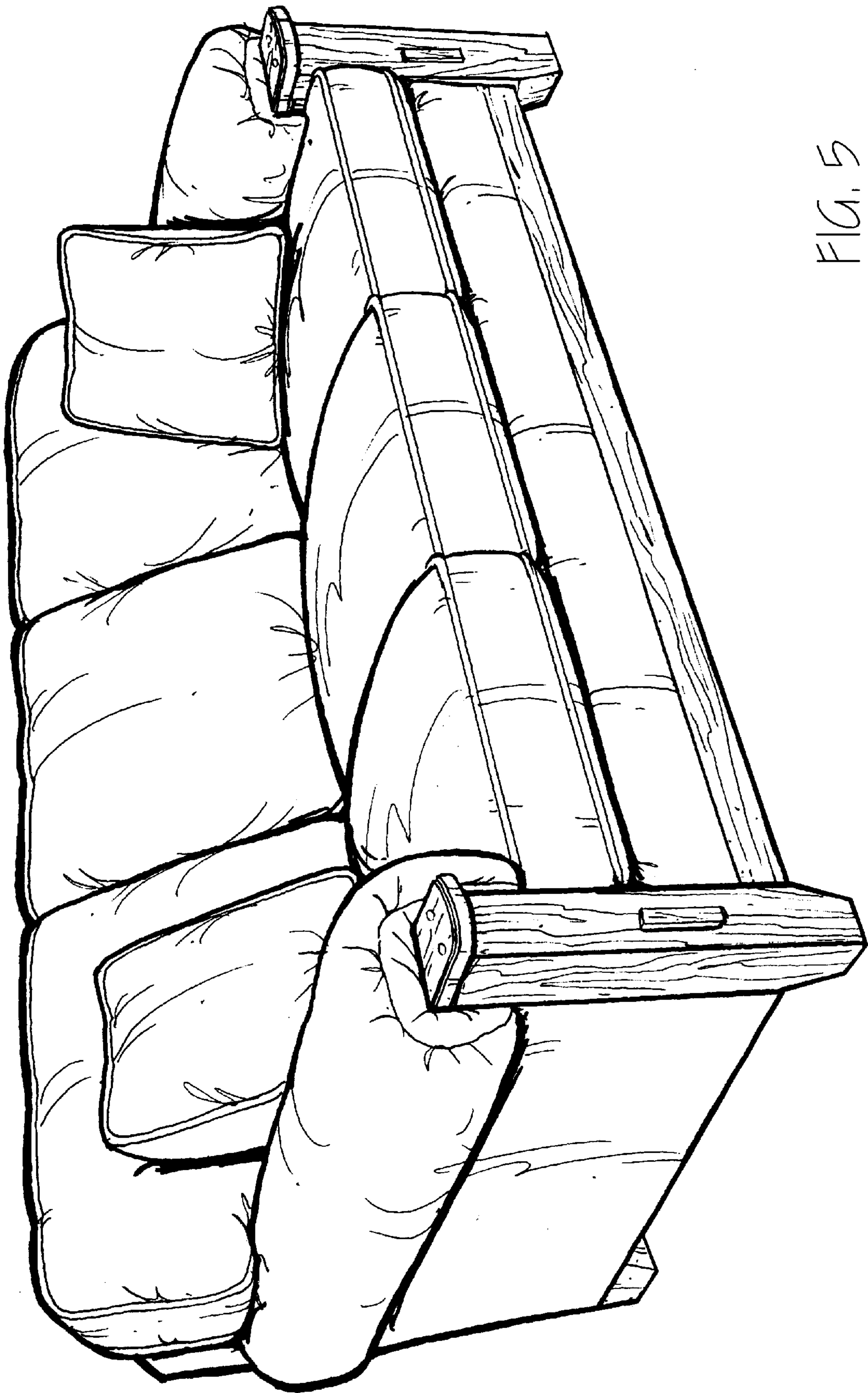


FIG. 5