



US00D526789S

(12) **United States Design Patent**
Wong

(10) **Patent No.:** **US D526,789 S**

(45) **Date of Patent:** **** Aug. 22, 2006**

(54) **TOOTHBRUSH**

(75) Inventor: **Peng Soon Wong**, Cheras (MY)

(73) Assignee: **Sinorita Sendirian Berhad** (MY)

(**) Term: **14 Years**

(21) Appl. No.: **29/238,263**

(22) Filed: **Sep. 14, 2005**

(51) **LOC (8) Cl.** **04-02**

(52) **U.S. Cl.** **D4/106**

(58) **Field of Classification Search** D4/104-112,
D4/134, 136, 138; 15/110, 143.1, 167.1,
15/167.2, DIG. 5; 16/430, 431; 132/308,
132/309, 311; 601/139, 141
See application file for complete search history.

(56) **References Cited**

U.S. PATENT DOCUMENTS

D438,012 S	*	2/2001	Cheong et al.	D4/104
D458,453 S	*	6/2002	Baertschi	D4/104
D459,086 S	*	6/2002	Belton et al.	D4/104
D480,214 S	*	10/2003	Kling et al.	D4/104
D487,195 S	*	3/2004	Winkler	D4/104
D498,926 S	*	11/2004	Wong	D4/104
D511,249 S	*	11/2005	Hohlbein	D4/104

FOREIGN PATENT DOCUMENTS

JP 2001314232 A * 11/2001

OTHER PUBLICATIONS

WIPO DM/063096 Industrial Design Application, (Coronet-Werke GMBH), Feb. 27, 2003, [online], [retrieved on Mar. 18, 2006] Retrieved from the Hague Express Database using Internet <URL: <http://www.wipo.int/ipdl>>.*

* cited by examiner

Primary Examiner—Alan P. Douglas

Assistant Examiner—Lavone D. Tabor

(74) *Attorney, Agent, or Firm*—Bacon & Thomas PLLC

(57) **CLAIM**

The ornamental design for a toothbrush, as shown and described.

DESCRIPTION

FIG. 1 is a front elevation view of my design for a toothbrush;

FIG. 2 is a rear view thereof;

FIG. 3 is a left side view thereof, the right side being a mirror image thereof;

FIG. 4 is a front elevation view of a second embodiment of my design for a toothbrush, the shading denoting color;

FIG. 5 is a rear view thereof;

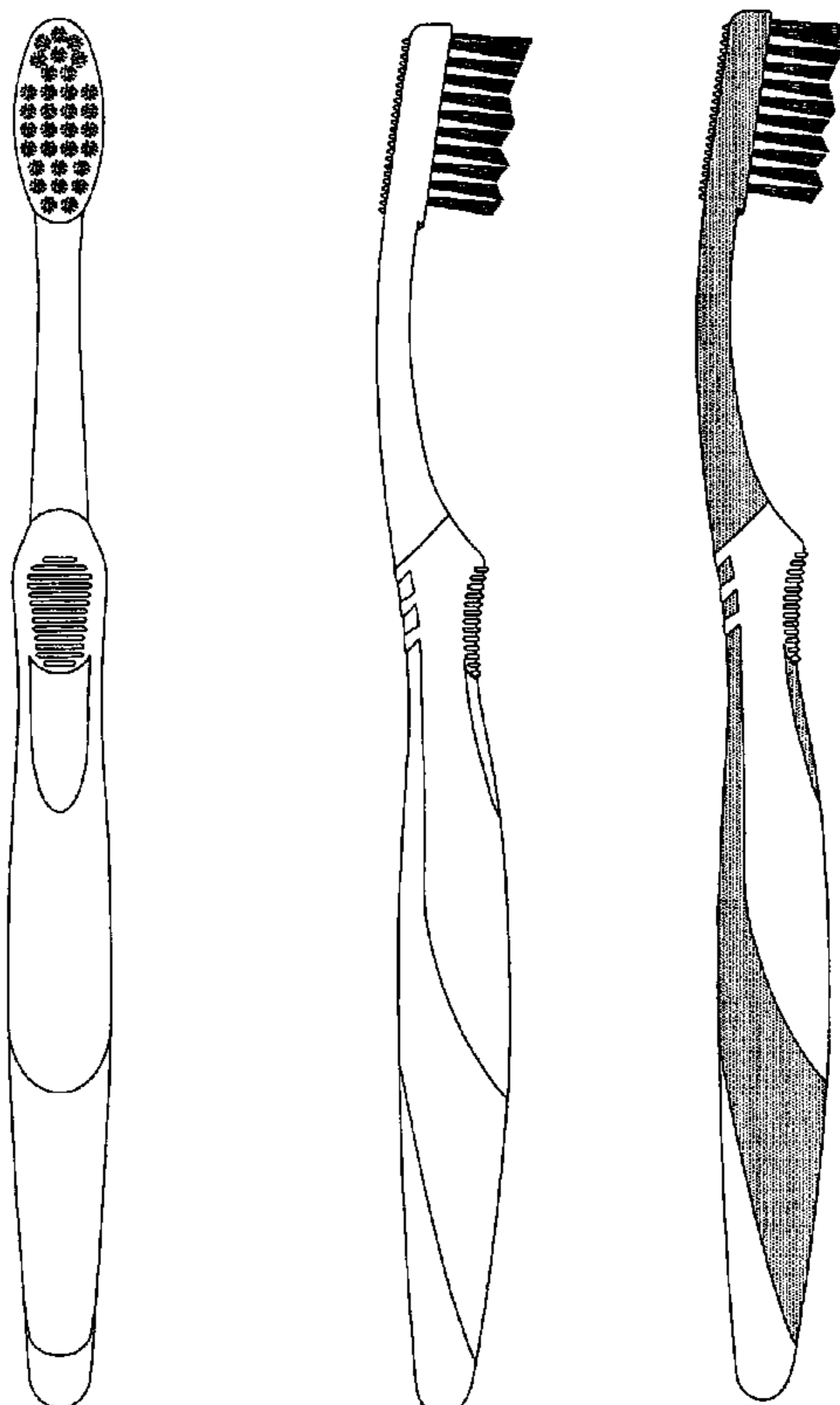
FIG. 6 is a left side view thereof, the right side being a mirror image thereof;

FIG. 7 is a front elevation view of a third embodiment of my design for a toothbrush, the shading denoting color;

FIG. 8 is a rear view thereof; and,

FIG. 9 is a left side view thereof, the right side being a mirror image thereof.

1 Claim, 3 Drawing Sheets



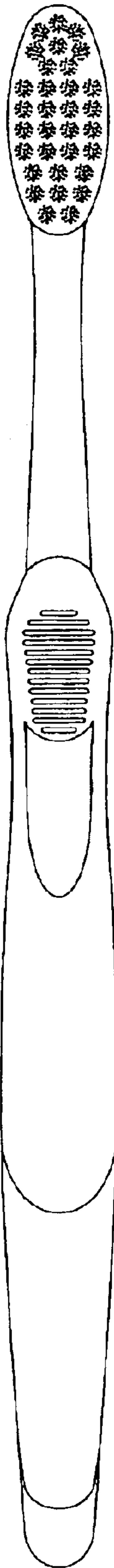


FIG. 1




FIG. 2

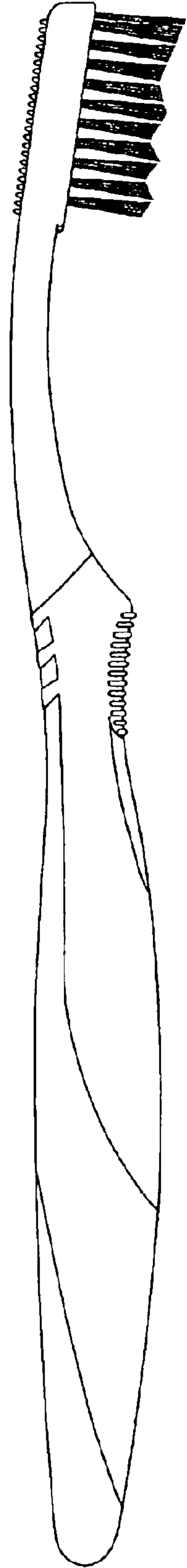


FIG. 3

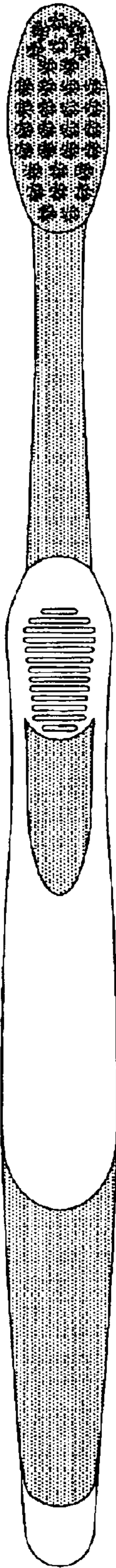


FIG. 4




FIG. 5

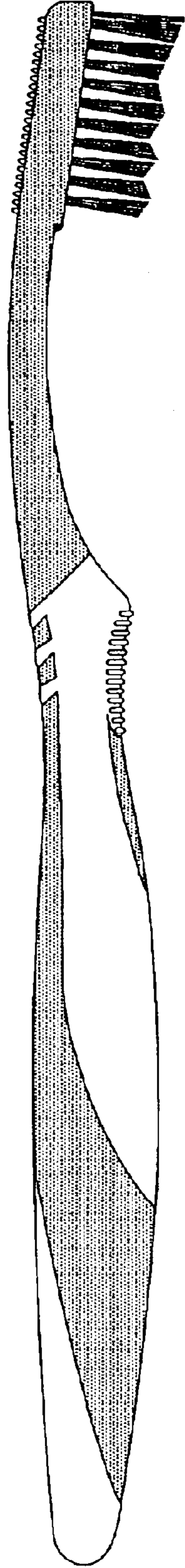


FIG. 6

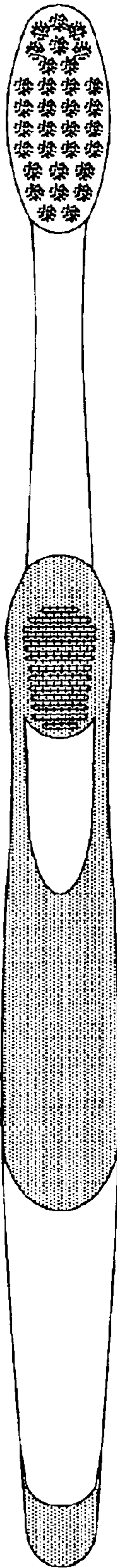


FIG. 7




FIG. 8

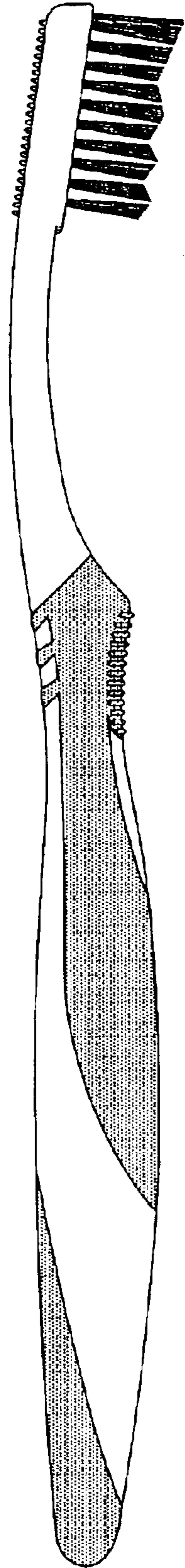


FIG. 9