



US00D526779S

(12) **United States Design Patent**  
**Gandel et al.**

(10) **Patent No.:** **US D526,779 S**

(45) **Date of Patent:** **\*\* Aug. 22, 2006**

(54) **FOLDABLE TRANSACTION CARD CASE**

(75) Inventors: **Priscilla Gandel**, Long Branch, NJ  
(US); **Ellen Lasch**, New York, NY  
(US); **Lisa Ann Morrill Webb**, Darien,  
CT (US)

(73) Assignee: **American Express Travel Related  
Services Company, Inc.**, New York,  
NY (US)

(\*\*) Term: **14 Years**

(21) Appl. No.: **29/226,684**

(22) Filed: **Mar. 31, 2005**

(51) **LOC (8) Cl.** ..... **03-01**

(52) **U.S. Cl.** ..... **D3/247**

(58) **Field of Classification Search** ..... D3/207,  
D3/247, 248, 249, 250, 251, 252, 253; 150/131,  
150/132, 136, 137, 140, 141, 142, 143, 145,  
150/146, 147, 148, 149, 150, 151, 152, 153;  
190/903; 206/37, 37.1, 37.4, 37.7, 38, 38.1,  
206/39.7, 214, 425, 810, 811; 220/260, 324,  
220/DIG. 12, DIG. 14

See application file for complete search history.

(56) **References Cited**

**U.S. PATENT DOCUMENTS**

1,656,615 A \* 1/1928 Williams ..... 150/147  
2,297,285 A \* 9/1942 Bledsoe ..... D3/247

D158,860 S \* 6/1950 Jardine ..... D3/247  
3,473,648 A \* 10/1969 Paluzzi ..... 206/38  
3,619,817 A \* 11/1971 Rockwell ..... 206/37  
4,934,528 A \* 6/1990 Miller et al. .... 206/37.1  
2002/0020635 A1 \* 2/2002 Gordon ..... 206/37.4

\* cited by examiner

*Primary Examiner*—Louis S. Zarfes

*Assistant Examiner*—Monica A. Weingart

(74) *Attorney, Agent, or Firm*—McDermott Will & Emery  
LLP

(57) **CLAIM**


The ornamental design for a foldable transaction card case,  
as shown and described.

**DESCRIPTION**

FIG. 1 is a top perspective view of a foldable transaction  
card case showing our new design;  
FIG. 2 is a bottom perspective view thereof;  
FIG. 3 is a top plan view thereof;  
FIG. 4 is a bottom plan view thereof;  
FIG. 5 is a left side elevational view thereof;  
FIG. 6 is a right side elevational view thereof;  
FIG. 7 is a top plan view thereof; and,  
FIG. 8 is a bottom plan view thereof.

The broken line showing of a key ring, in the views, is for  
illustrative purposes only and forms no part of the claimed  
design.

**1 Claim, 3 Drawing Sheets**



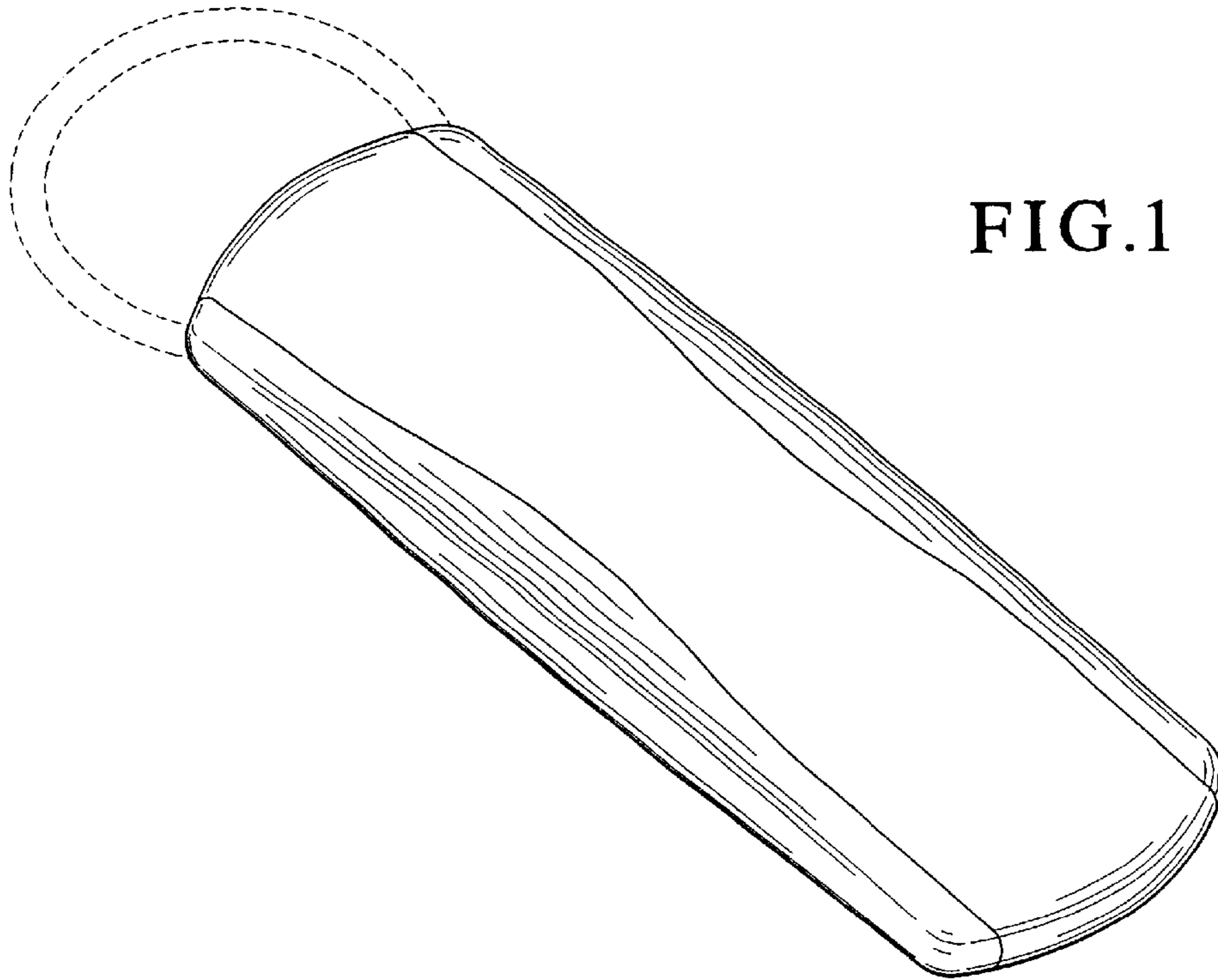


FIG. 1

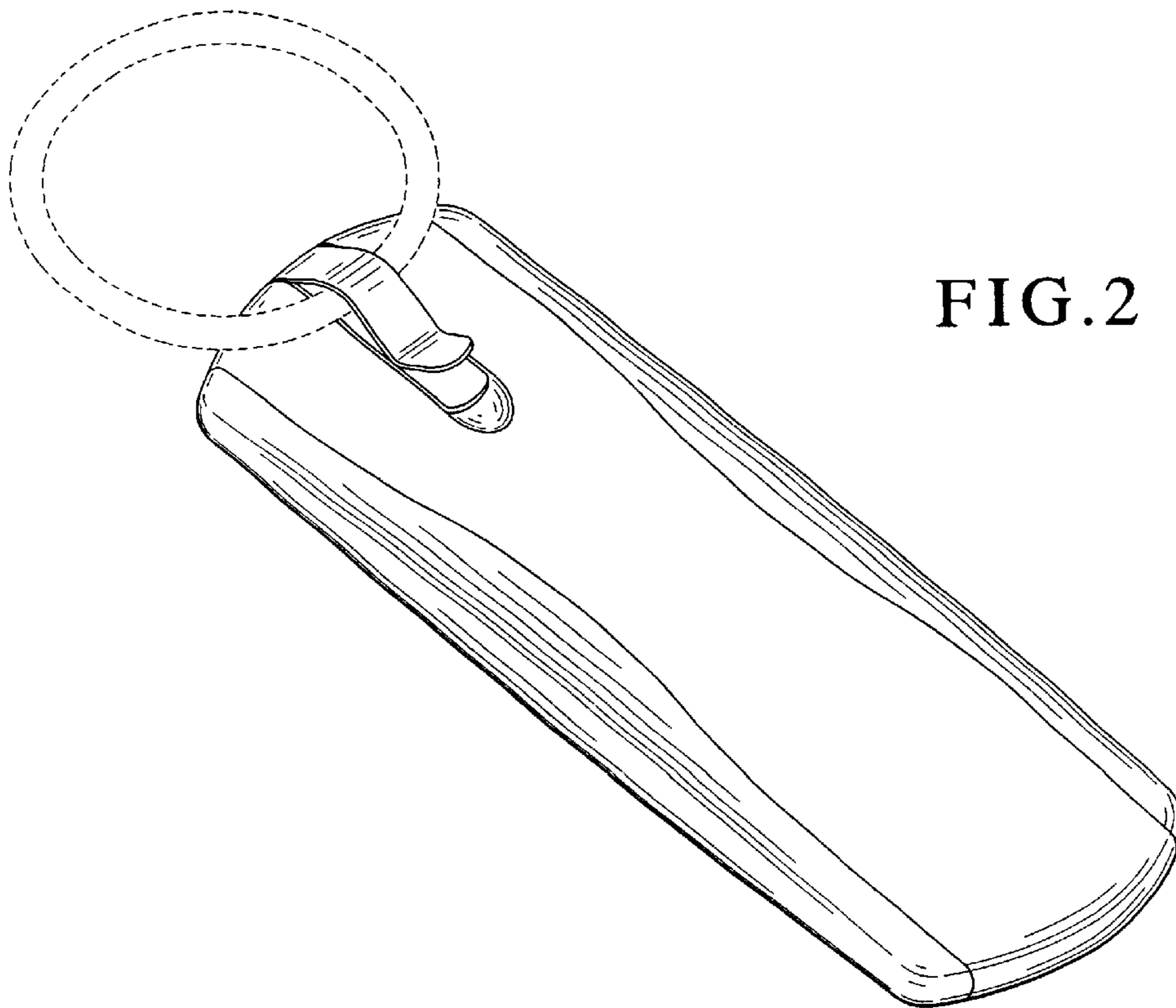


FIG. 2

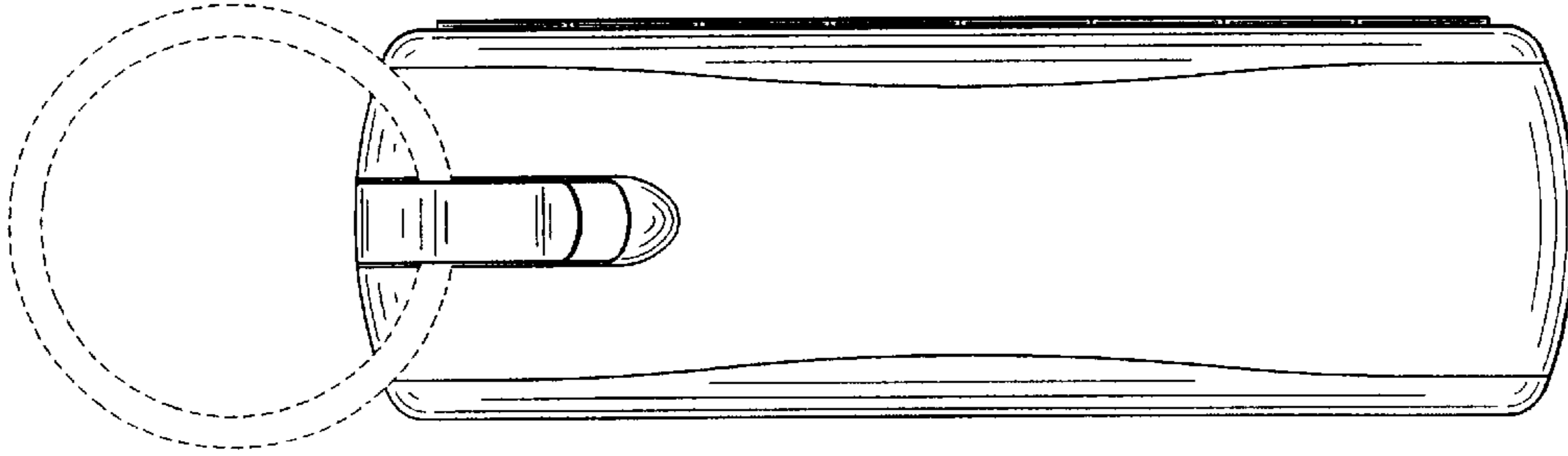


FIG. 4

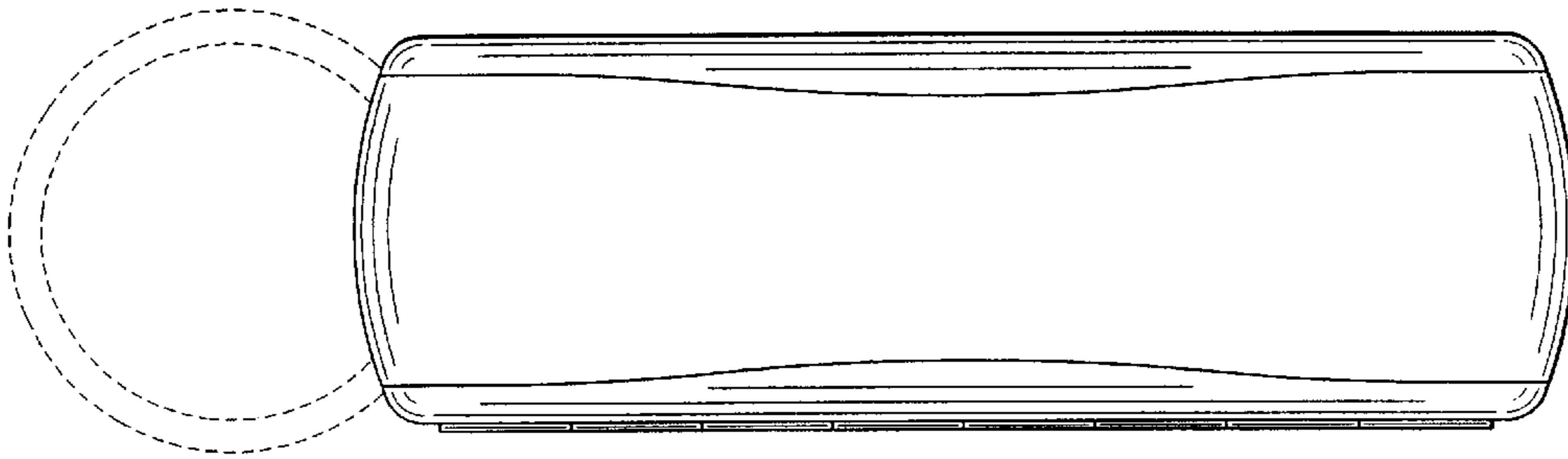


FIG. 3

FIG.5



FIG.6



FIG.7

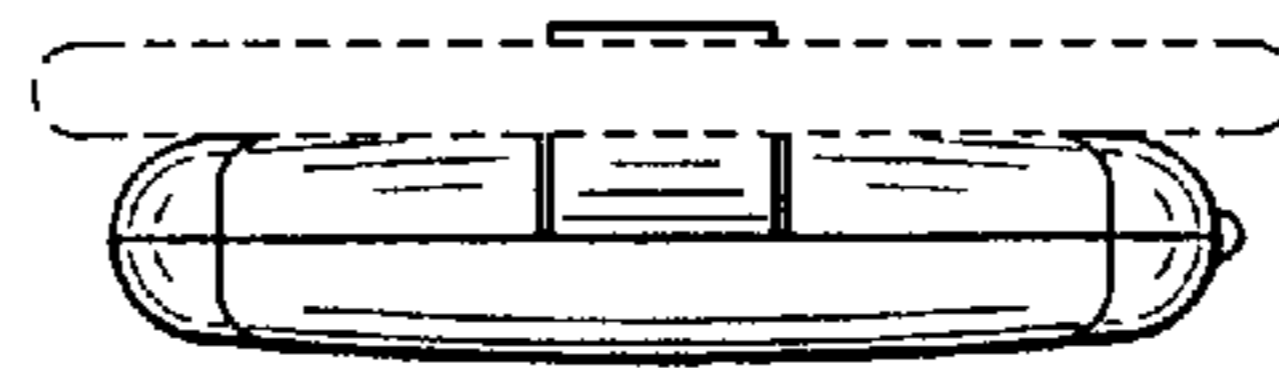


FIG.8

