



US00D526765S

(12) **United States Design Patent**
Lown et al.

(10) **Patent No.:** **US D526,765 S**

(45) **Date of Patent:** **** Aug. 22, 2006**

(54) **BABY BIB**

(75) Inventors: **Aaron Lown**, Tuxedo, NY (US); **John R. Swartz**, Ridgewood, NJ (US)

(73) Assignee: **Built NY, Inc.**, New York, NY (US)

(**) Term: **14 Years**

(21) Appl. No.: **29/230,681**

(22) Filed: **May 25, 2005**

(51) **LOC (8) Cl.** **02-02**

(52) **U.S. Cl.** **D2/860; D2/861; D2/864**

(58) **Field of Classification Search** D2/738,
D2/740, 742, 747, 748, 823, 828, 857, 860,
D2/861-864; 2/48, 49.1, 49.2-49.5, 50-52,
2/53, 56, 87, 93, 98, 102, 104, 79, 129, 227,
2/242, 46, 69, 908

See application file for complete search history.

(56) **References Cited**

U.S. PATENT DOCUMENTS

D127,861	S	*	6/1941	Kling	D2/862
D155,642	S	*	10/1949	Strandhagen	D2/864
2,835,895	A	*	5/1958	Wells	2/49.1
3,146,464	A	*	9/1964	Burnett	2/49.3
4,569,086	A	*	2/1986	Takefman	2/49.2
D284,708	S	*	7/1986	Marconi	D2/862
4,733,411	A	*	3/1988	Foti	2/49.1
D304,875	S	*	12/1989	Benson	D2/861
D350,220	S	*	9/1994	Lindy	D2/864
5,504,941	A	*	4/1996	Sell	2/49.2
5,530,968	A	*	7/1996	Crockett	2/46

D383,891	S	*	9/1997	Hill	D2/864
D394,339	S	*	5/1998	Hill	D2/864
6,237,150	B1	*	5/2001	Lucas	2/49.1
D446,384	S	*	8/2001	Cruz	D2/864
D473,998	S	*	5/2003	Moore	D2/860
2001/0047532	A1	*	12/2001	Marrero	2/49.1
2004/0205876	A1	*	10/2004	Bruffett	2/49.2

OTHER PUBLICATIONS

Buyolympia.com. www.buyolympia.com. Copyright 2005. Children's Bib, Item A: center of page.*

* cited by examiner

Primary Examiner—Celia A. Murphy

Assistant Examiner—R. Johnson

(74) *Attorney, Agent, or Firm*—Lackenbach Siegel LLP

(57) **CLAIM**

The ornamental design for a baby bib, as shown and described.

DESCRIPTION

FIG. 1 is a front elevational view of a baby bib, showing our new design;

FIG. 2 is a top plan view thereof;

FIG. 3 is a left side elevational view thereof;

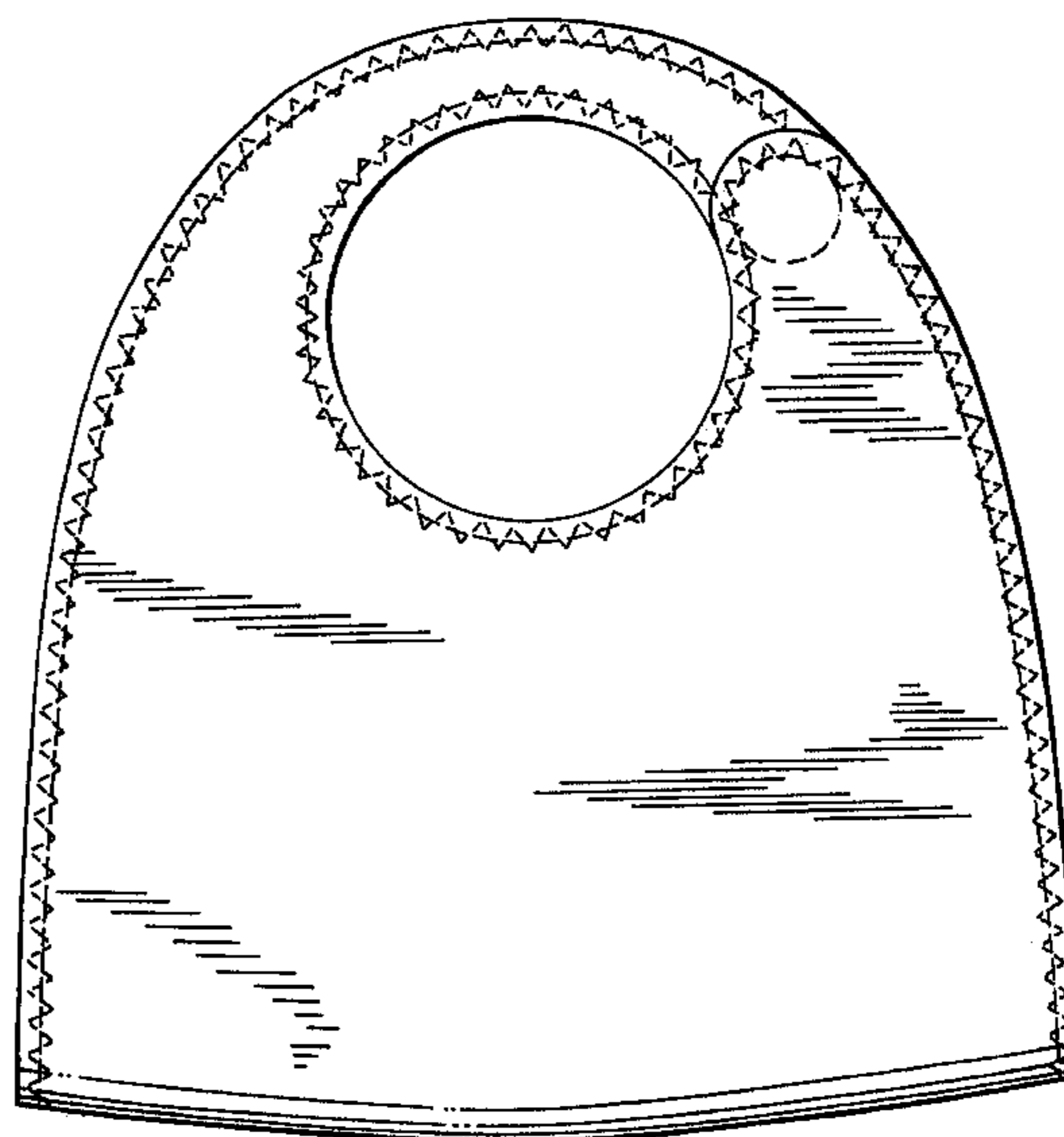
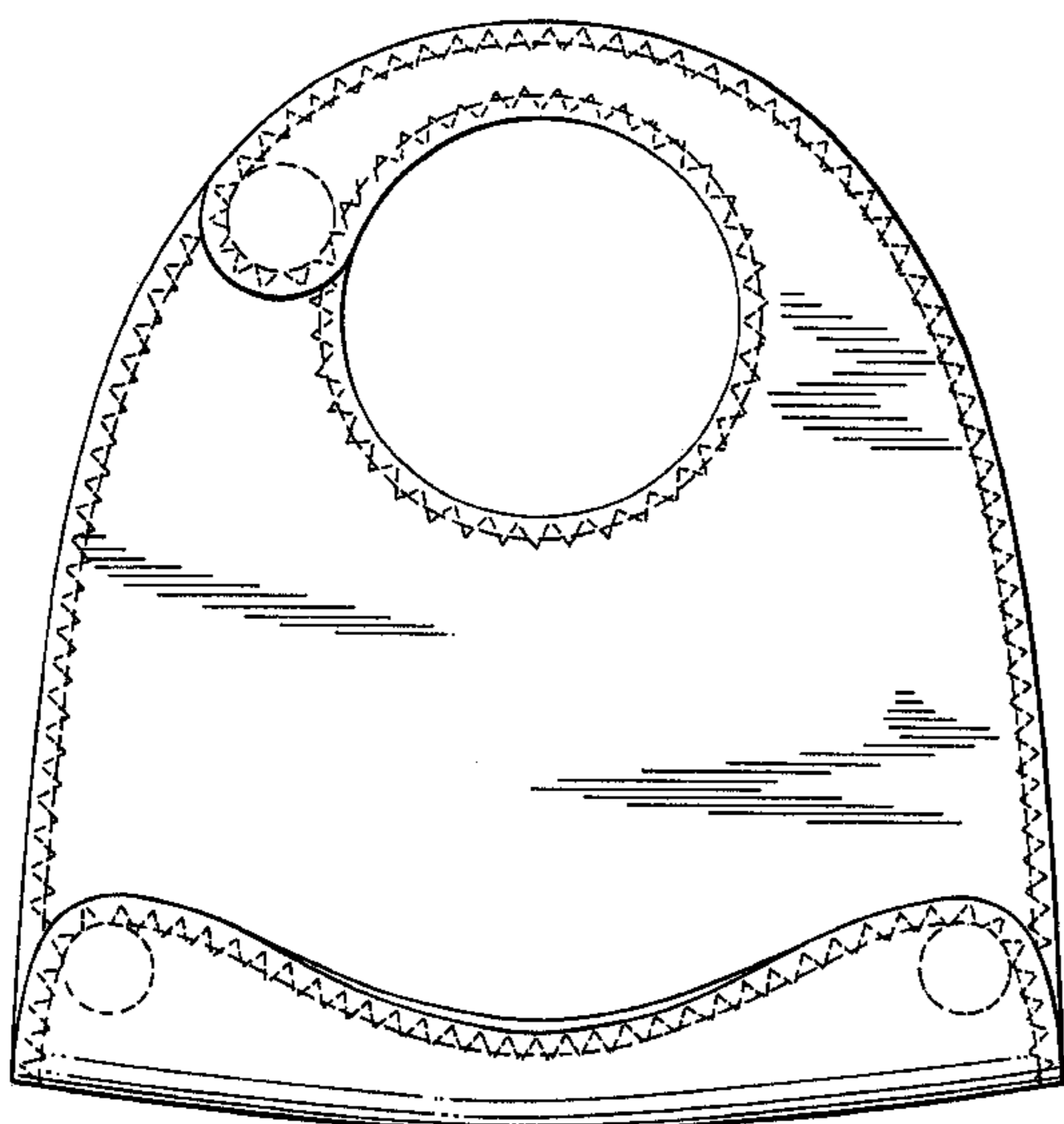
FIG. 4 is a right side elevational view thereof;

FIG. 5 is a rear elevational view thereof; and,

FIG. 6 is a bottom plan view thereof.

The broken lines shown throughout FIGS. 1-6 represent stitching.

1 Claim, 4 Drawing Sheets



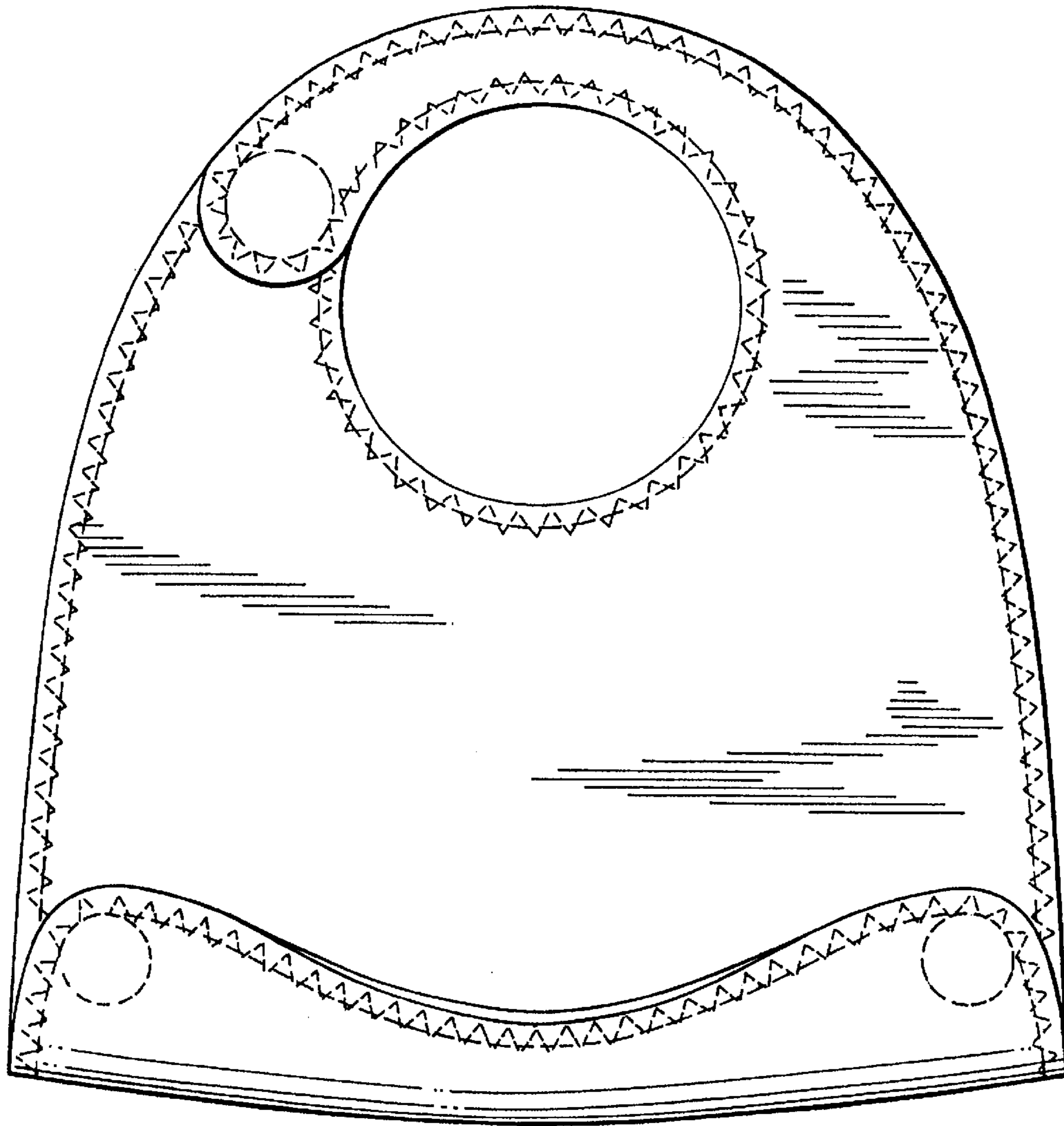


FIG. 1

FIG.2

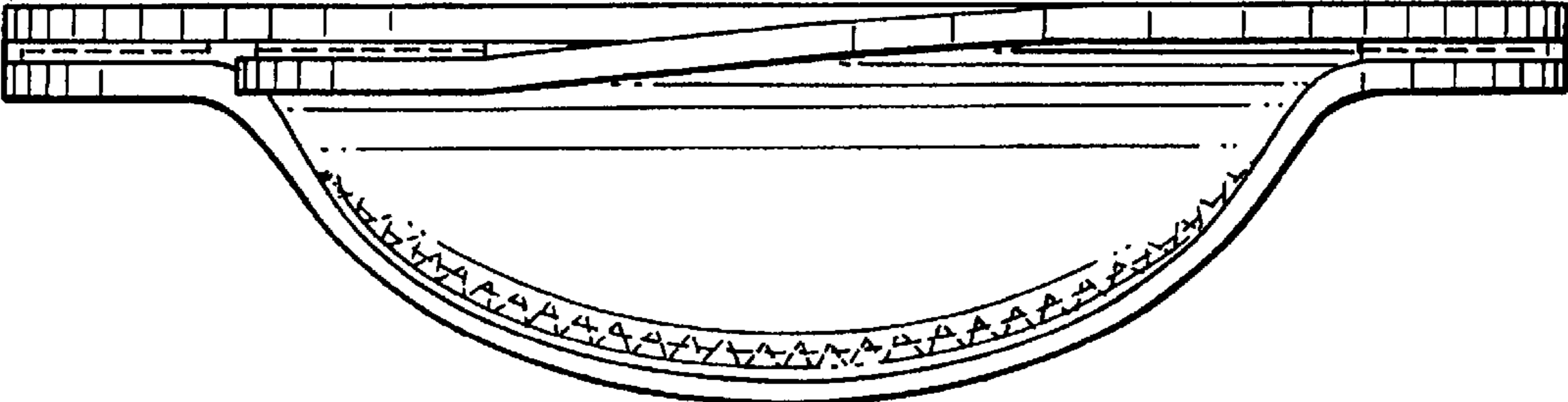
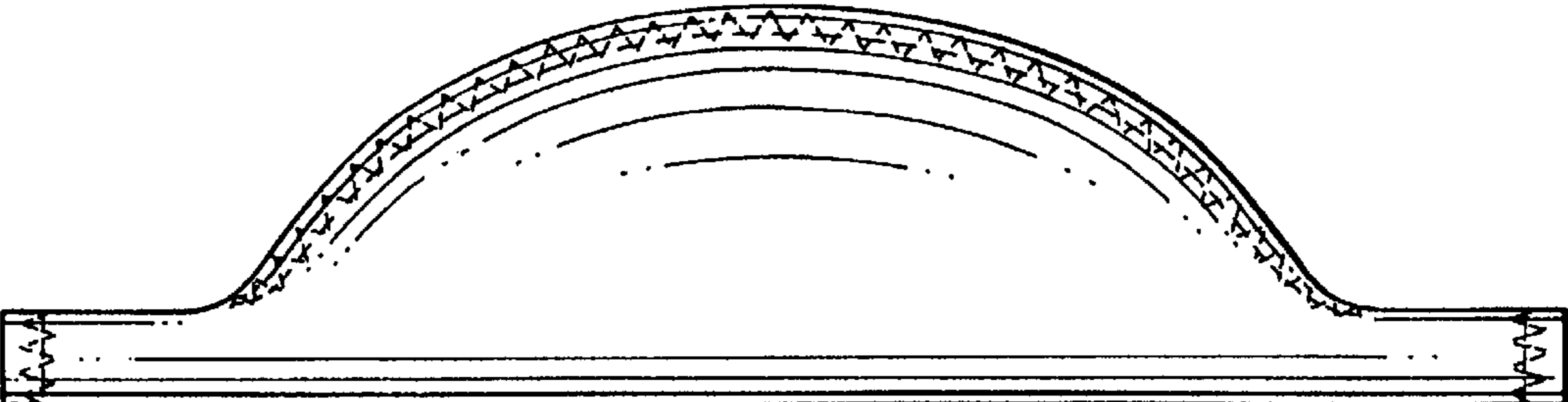


FIG.6



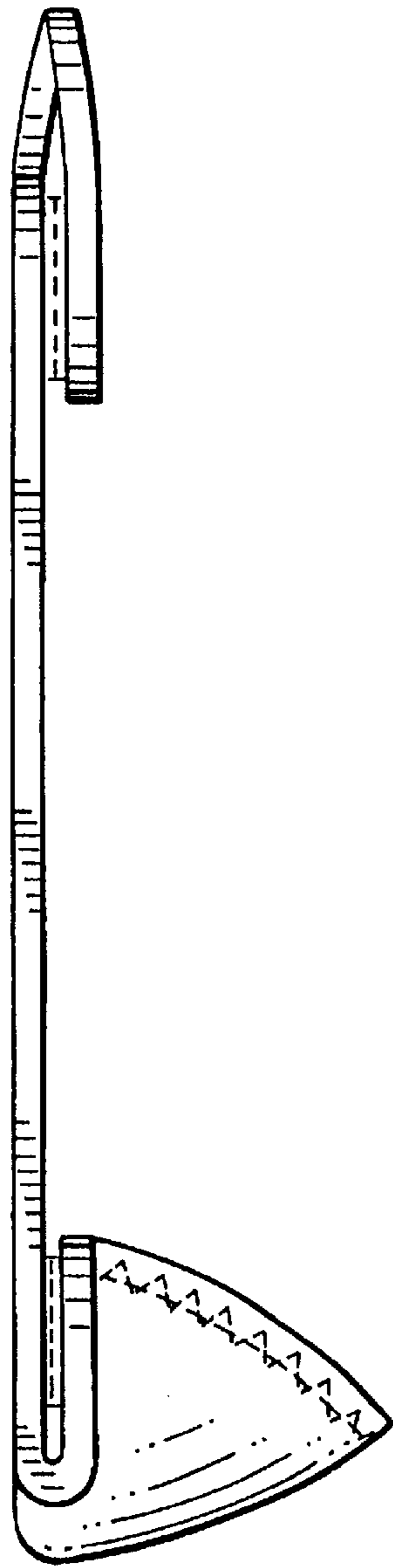


FIG. 3




FIG. 4

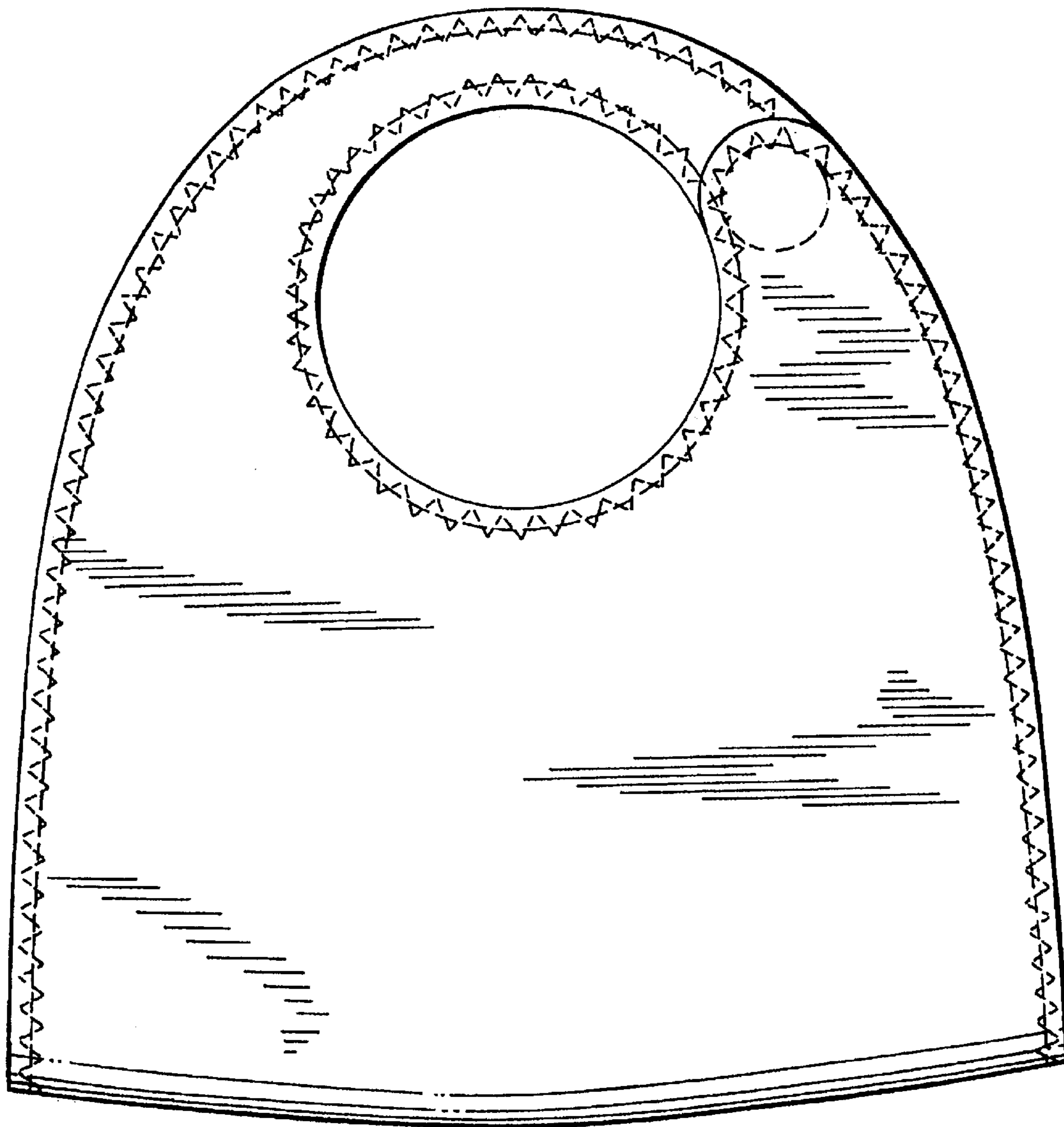


FIG.5