



US00D526744S

(12) **United States Design Patent**
Siilva

(10) **Patent No.:** **US D526,744 S**

(45) **Date of Patent:** **** Aug. 15, 2006**

(54) **SCRUNCHIE COVERED CLAW CLIP**

(76) **Inventor:** **David Alan Siilva**, 2314 Lafayette St.,
Santa Clara, CA (US) 95050

(**) **Term:** **14 Years**

(21) **Appl. No.:** **29/221,381**

(22) **Filed:** **Jan. 13, 2005**

(51) **LOC (8) Cl.** **28-03**

(52) **U.S. Cl.** **D28/40**

(58) **Field of Classification Search** D28/25,
D28/32, 33, 39, 40, 41, 43; D2/865; D11/184,
D11/202; 132/101, 126, 128, 129, 130, 131,
132/144, 148, 219, 273-284; 428/4, 5
See application file for complete search history.

(56) **References Cited**

U.S. PATENT DOCUMENTS

D379,555 S	*	5/1997	Fergusson	D28/41
D384,786 S	*	10/1997	LaFauci	D2/501
D415,591 S	*	10/1999	Knudsen	D28/40
6,135,125 A	*	10/2000	Sartena	132/275
D435,940 S	*	1/2001	Sartena	D28/92
D473,015 S	*	4/2003	Shyu	D28/40
D473,678 S	*	4/2003	Shyu	D28/40
D501,276 S	*	1/2005	LaFauci et al.	D28/40

* cited by examiner

Primary Examiner—Caron D. Veynar
Assistant Examiner—Zenia I Bennett


(57) **CLAIM**

The ornamental design for scrunchie covered claw clip, as shown and described.

DESCRIPTION

FIG. 1 is a side view of my scrunchie covered claw clip; the opposite side is a mirror image thereof;
 FIG. 2 is a top plan thereof;
 FIG. 3 is a bottom plan view thereof;
 FIG. 4 is a front elevational view thereof; the opposite side is a mirror image thereof;
 FIG. 5 is a perspective view thereof;
 FIG. 6 is a second embodiment of my scrunchie covered claw clip showing a side view; the opposite side is a mirror image thereof;
 FIG. 7 is a top plan thereof;
 FIG. 8 is a bottom plan view thereof;
 FIG. 9 is a front elevational view thereof;
 FIG. 10 is a perspective view thereof;
 FIG. 11 is a third embodiment of my scrunchie covered claw clip showing a side view; the opposite side is a mirror image thereof;
 FIG. 12 is a top plan view thereof;
 FIG. 13 is a bottom plan view thereof;
 FIG. 14 is a front elevational view thereof;
 FIG. 15 is a perspective view thereof;
 FIG. 16 is a fourth embodiment of my scrunchie covered claw clip showing a side view; the opposite side is a mirror image;
 FIG. 17 is a top plan view thereof;
 FIG. 18 is a bottom plan view thereof;
 FIG. 19 is a front elevational view thereof; and,
 FIG. 20 is a perspective view thereof.

1 Claim, 4 Drawing Sheets






FIG. 1




FIG. 3




FIG. 2




FIG. 4



FIG. 5




FIG. 6

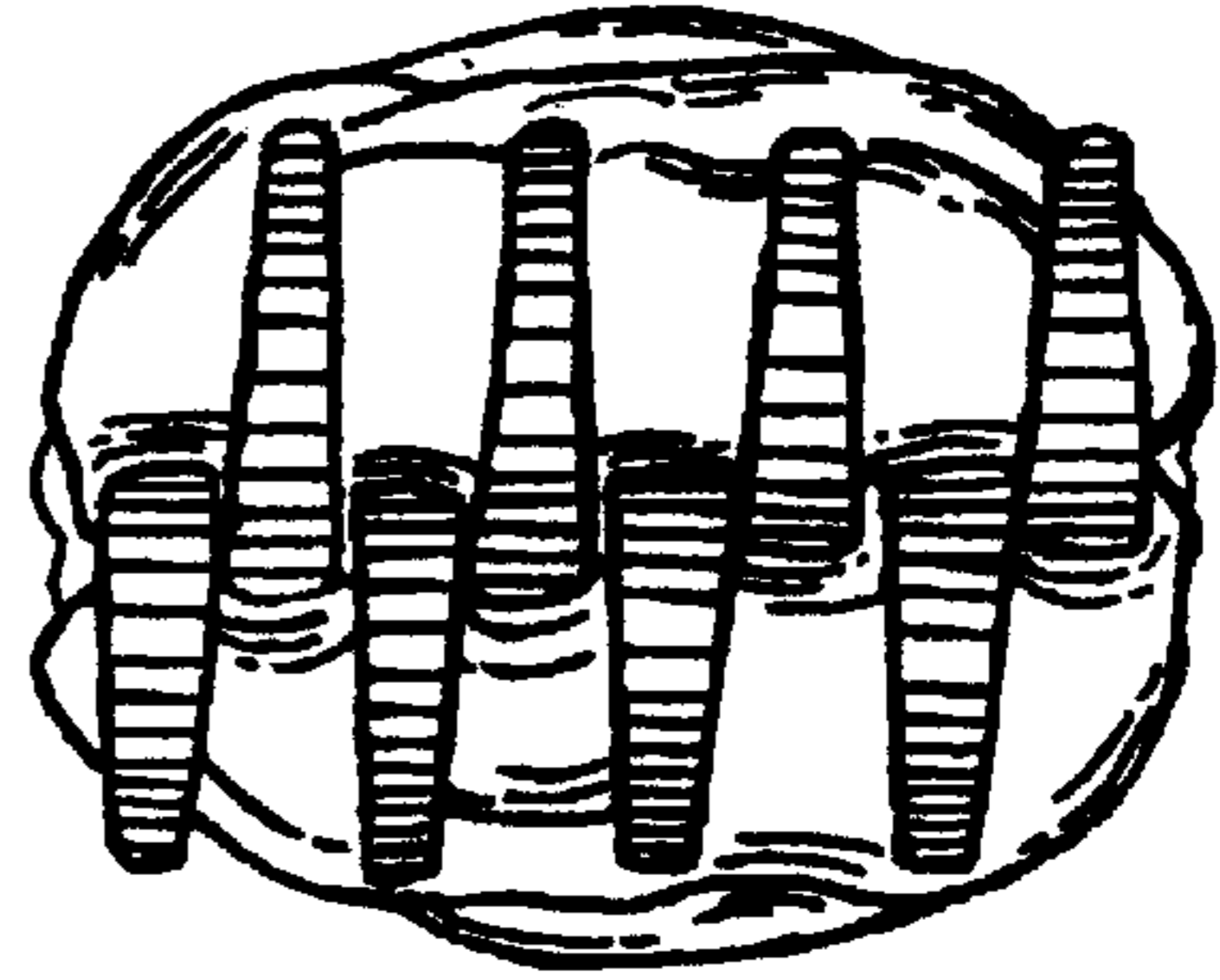


FIG. 8




FIG. 7



FIG. 9




FIG. 10



FIG. 11

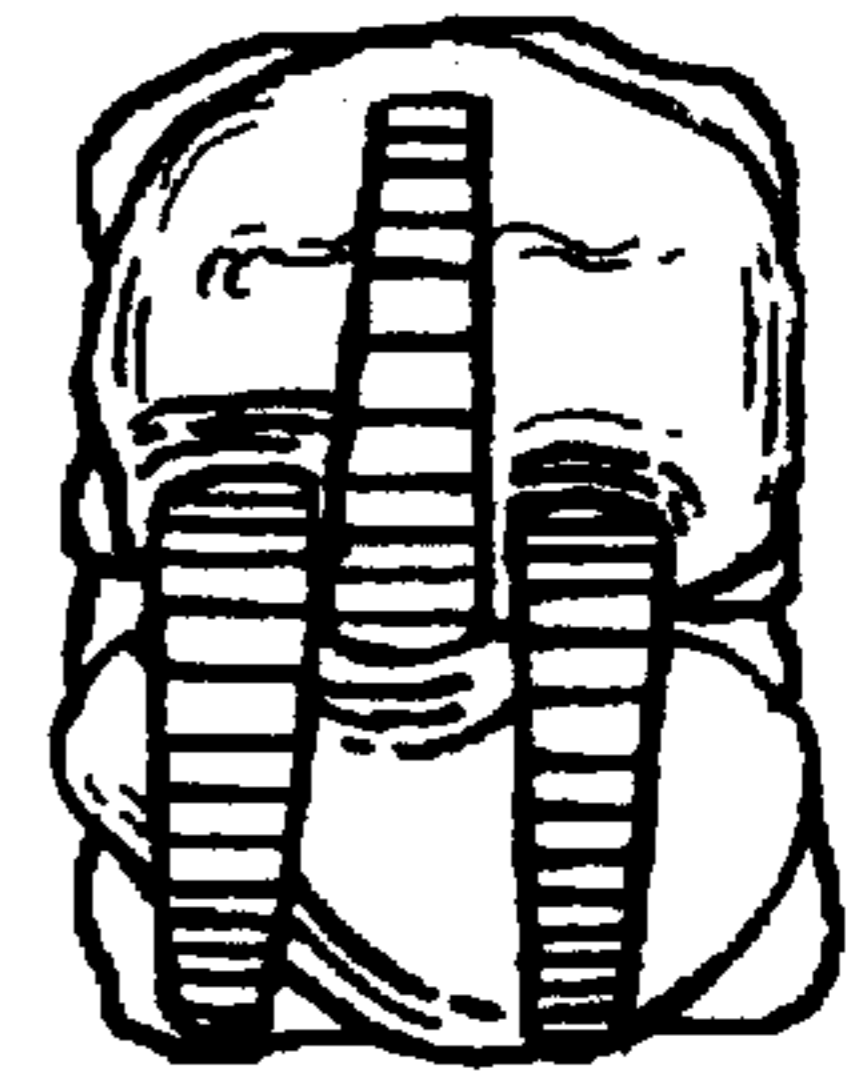


FIG. 13




FIG. 12



FIG. 14

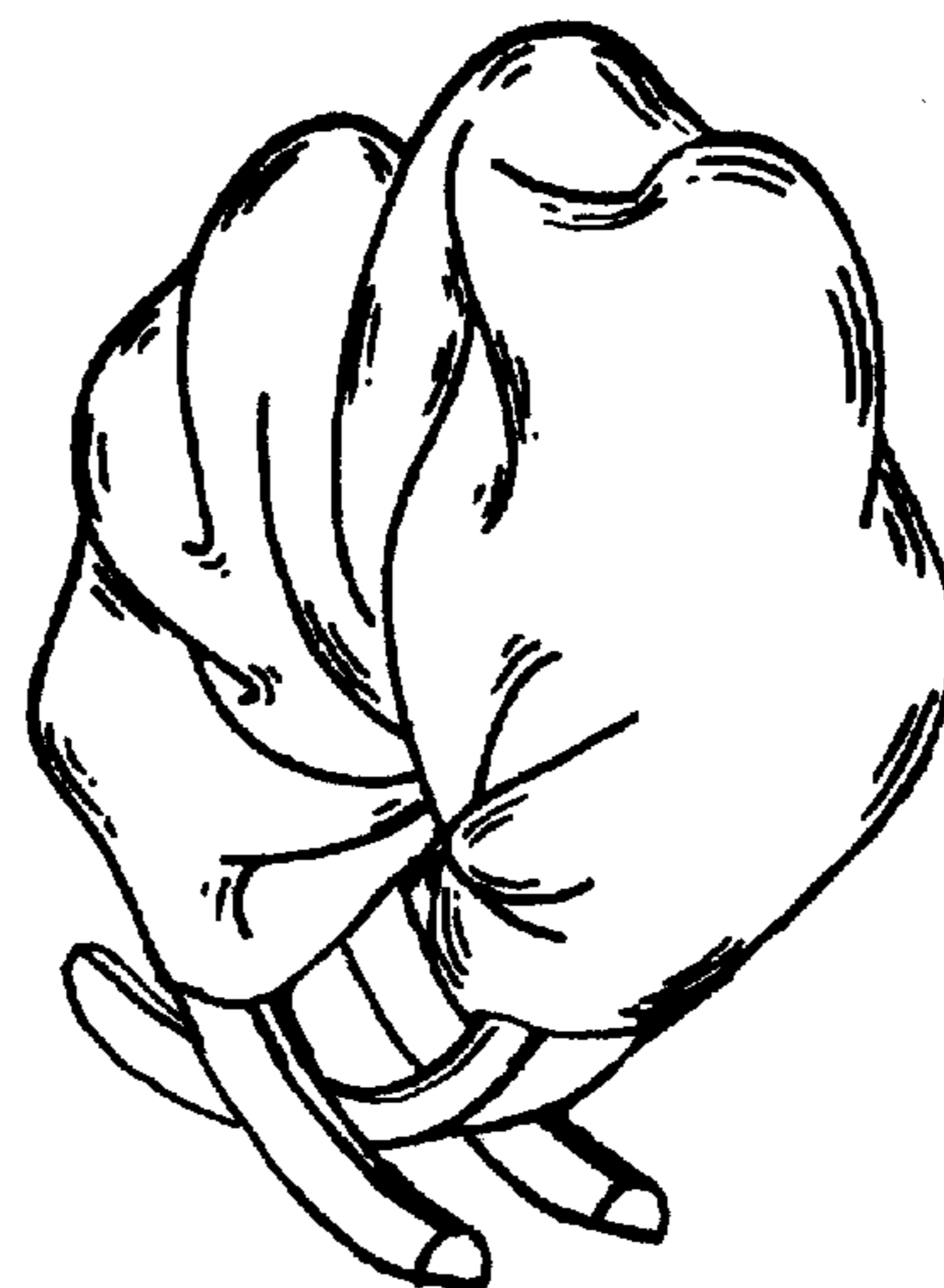


FIG. 15




FIG. 16




FIG. 18



FIG. 17



FIG. 19

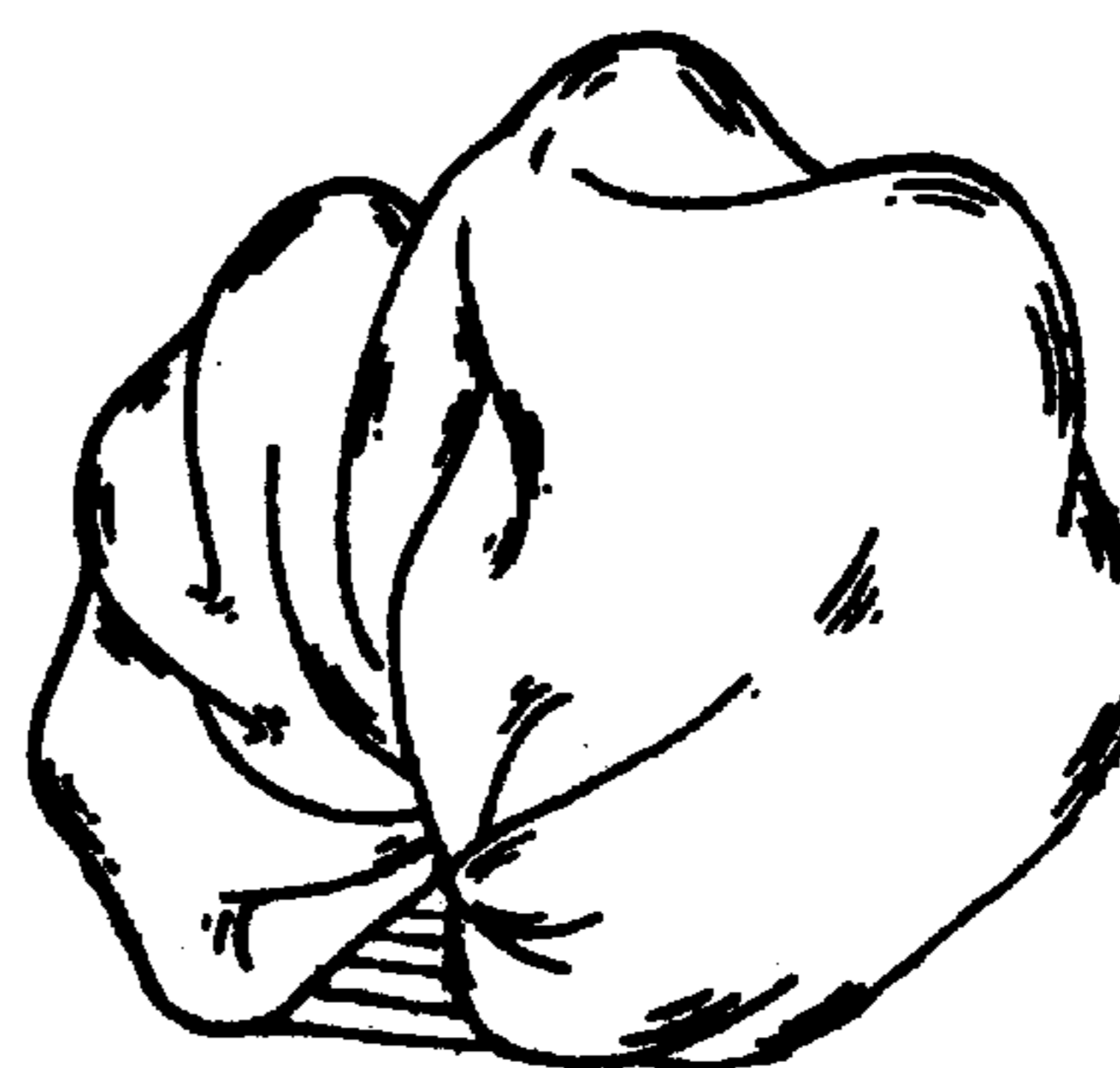


FIG. 20