



US00D526718S

(12) **United States Design Patent**  
**Houston et al.**

(10) **Patent No.:** **US D526,718 S**

(45) **Date of Patent:** **\*\* Aug. 15, 2006**

(54) **VASCULAR TUBING**

(75) Inventors: **John Graeme Houston**, Perth (GB);  
**Peter Arno Stonebridge**, Perth (GB);  
**Robert Gordon Hood**, Tayside (GB)

(73) Assignee: **Tayside Flow Technologies Limited**,  
Dundee (GB)

(\*\*) **Term:** **14 Years**

(21) **Appl. No.:** **29/239,802**

(22) **Filed:** **Oct. 4, 2005**

**Related U.S. Application Data**

(62) Division of application No. 29/194,760, filed on Dec. 1, 2003.

(30) **Foreign Application Priority Data**

May 29, 2003 (EM) ..... 000037502

(51) **LOC (8) Cl.** ..... **24-03**

(52) **U.S. Cl.** ..... **D24/155**

(58) **Field of Classification Search** ..... D24/145,  
D24/155; 623/22.18, 88, 22.34, 1, 12, 1.16,  
623/0.22; D23/266; D25/73; 606/194, 198,  
606/191, 192, 195, 158; 427/2, 2.25

See application file for complete search history.

(56) **References Cited**

**U.S. PATENT DOCUMENTS**

3,197,853 A 8/1965 Waldt  
4,555,113 A \* 11/1985 Shimazaki et al. .... 473/320  
D290,752 S \* 7/1987 Inoue ..... D25/164  
D290,882 S \* 7/1987 Inoue ..... D25/164  
D307,174 S \* 4/1990 Bjorkman et al. .... D23/266  
D326,031 S \* 5/1992 Walters et al. .... D7/402

5,165,962 A \* 11/1992 Daly ..... 427/235  
5,238,642 A 8/1993 Benquet et al.  
D376,011 S \* 11/1996 Nunokawa ..... D24/155  
D376,193 S \* 12/1996 Lennartsson ..... D23/266  
D380,886 S \* 7/1997 Hauser et al. .... D1/126  
D413,657 S \* 9/1999 Lidgett ..... D23/266  
6,179,857 B1 \* 1/2001 Diaz et al. .... 606/194  
6,238,409 B1 \* 5/2001 Hojeibane ..... 606/194  
6,544,275 B1 \* 4/2003 Teoh ..... 606/158  
2003/0125762 A1 \* 7/2003 Eidenschink ..... 606/194  
2003/0190406 A1 \* 10/2003 Hossainy et al. .... 427/2.25

**FOREIGN PATENT DOCUMENTS**

EP 1036551 9/2000  
EP 1127557 8/2001  
FR 2523361 6/1983  
GB 862795 3/1961  
GB 933172 8/1963  
WO WO90/12550 11/1990  
WO WO99/55256 11/1999  
WO WO00/38591 7/2000

\* cited by examiner

*Primary Examiner*—Charles A. Rademaker

(74) *Attorney, Agent, or Firm*—Bracewell & Giuliani LLP

(57) **CLAIM**

The ornamental design for a vascular tubing, as shown.

**DESCRIPTION**

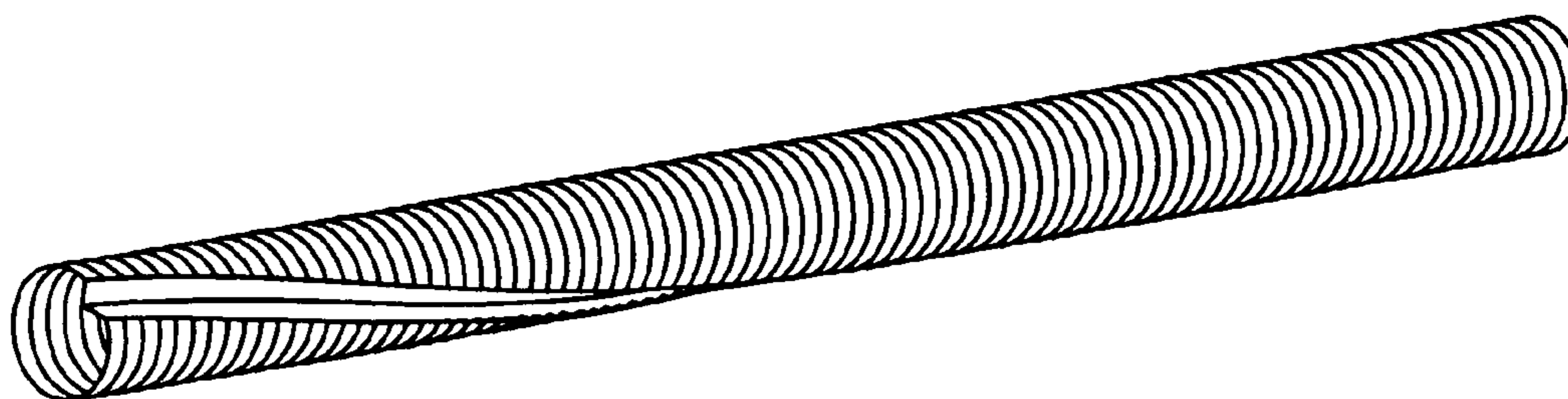
FIG. 1 is a perspective view of a vascular tube showing our new design.

FIG. 2 is a side elevation view of the of the side opposite shown in FIG. 1.

FIG. 3 is an end elevation view thereof; and,

FIG. 4 is an end elevation of the end opposite that shown in FIG. 1.

**1 Claim, 1 Drawing Sheet**



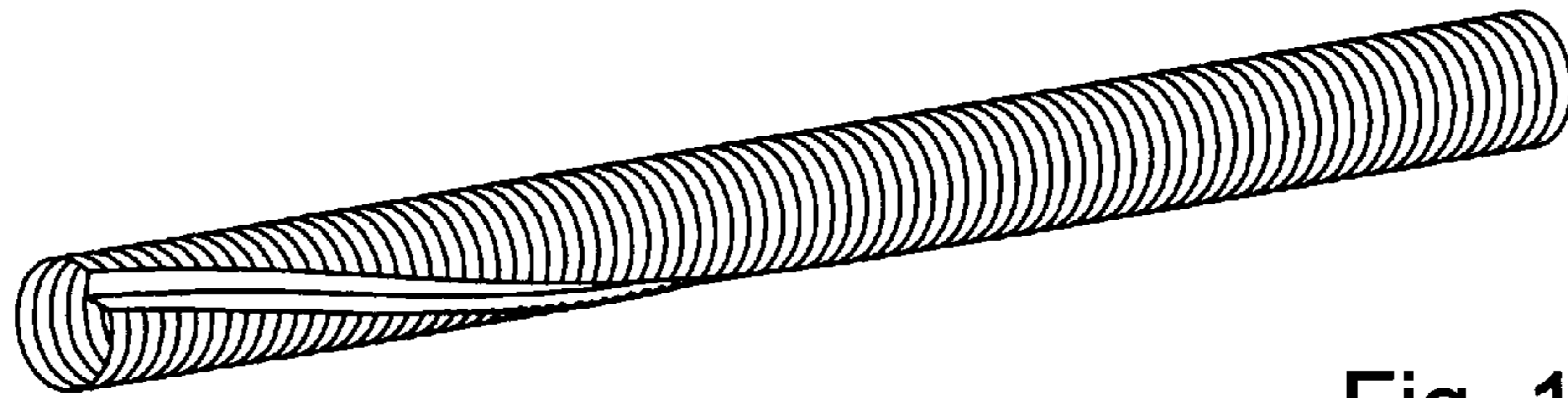


Fig. 1

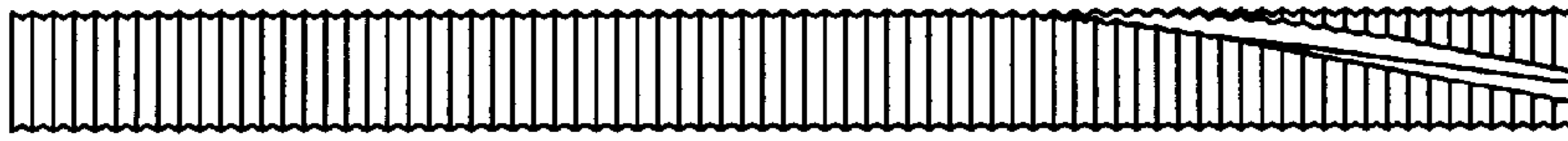


Fig. 2



Fig. 3



Fig. 4