



US00D526713S

(12) **United States Design Patent**  
**Shelby et al.**

(10) **Patent No.:** **US D526,713 S**

(45) **Date of Patent:** **\*\* Aug. 15, 2006**

(54) **FAN MOTOR MOUNT**

(75) Inventors: **Richard R. Shelby**, South Elgin, IL (US); **Eric S. Cole**, St. Charles, IL (US); **Michael F. Buckley**, McHenry, IL (US)

(73) Assignee: **Revcor, Inc.**, Carpentersville, IL (US)

(\*\*) Term: **14 Years**

(21) Appl. No.: **29/183,130**

(22) Filed: **Jun. 6, 2003**

(51) **LOC (8) Cl.** ..... **23-04**

(52) **U.S. Cl.** ..... **D23/411**

(58) **Field of Classification Search** ..... D23/411,  
D23/370, 381, 382; 417/360, 423.15

See application file for complete search history.

(56) **References Cited**

**U.S. PATENT DOCUMENTS**

|              |      |         |                     |            |
|--------------|------|---------|---------------------|------------|
| 2,776,088    | A    | 1/1957  | Wentling            |            |
| 2,830,752    | A    | 4/1958  | Wentling            |            |
| 2,923,460    | A    | 2/1960  | Galaba              |            |
| 2,936,947    | A    | 5/1960  | Staak               |            |
| 3,698,833    | A    | 10/1972 | Cann et al.         |            |
| 3,790,114    | A    | 2/1974  | Italiano et al.     |            |
| 3,926,537    | A    | 12/1975 | Piper               |            |
| 4,161,812    | A    | 7/1979  | Litch, III          |            |
| 4,597,555    | A    | 7/1986  | Weihsmann           |            |
| 5,035,398    | A    | 7/1991  | Chiang              |            |
| 5,069,415    | A    | 12/1991 | Mechalas            |            |
| 5,102,090    | A    | 4/1992  | Farris et al.       |            |
| 5,133,617    | A *  | 7/1992  | Sokn et al. ....    | 403/349    |
| 5,890,879    | A    | 4/1999  | Rozek               |            |
| 6,638,037    | B1 * | 10/2003 | Grant .....         | 417/423.15 |
| 6,755,157    | B1 * | 6/2004  | Stevens et al. .... | 123/41.49  |
| 2002/0190186 | A1   | 12/2002 | Clark et al.        |            |

**OTHER PUBLICATIONS**

2 pictures of a motor mount manufactured for Trane, prior to Jun. 6, 2003.

\* cited by examiner

*Primary Examiner*—Lisa Lichtenstein

(74) *Attorney, Agent, or Firm*—Michael Best & Friedrich LLP

(57) **CLAIM**

The ornamental design for a fan motor mount, as shown and described.

**DESCRIPTION**

FIG. 1 is a perspective view of a fan motor mount arranged in accordance with one embodiment of the invention;

FIG. 2 is a front view of the fan motor mount shown in FIG. 1;

FIG. 3 is a back view of the fan motor mount shown in FIG. 1;

FIG. 4 is a left side view of the fan motor mount shown in FIG. 1;

FIG. 5 is a right side view of the fan motor mount shown in FIG. 1;

FIG. 6 is a top view of the fan motor mount shown in FIG. 1;

FIG. 7 is a bottom view of the fan motor mount shown in FIG. 1;

FIG. 8 is a perspective view illustrating a second embodiment of a fan motor mount embodying the present invention;

FIG. 9 is a front view of the fan motor mount shown in FIG. 8;

FIG. 10 is a back view of the fan motor mount shown in FIG. 8;

FIG. 11 is a left side view of the fan motor mount shown in FIG. 8;

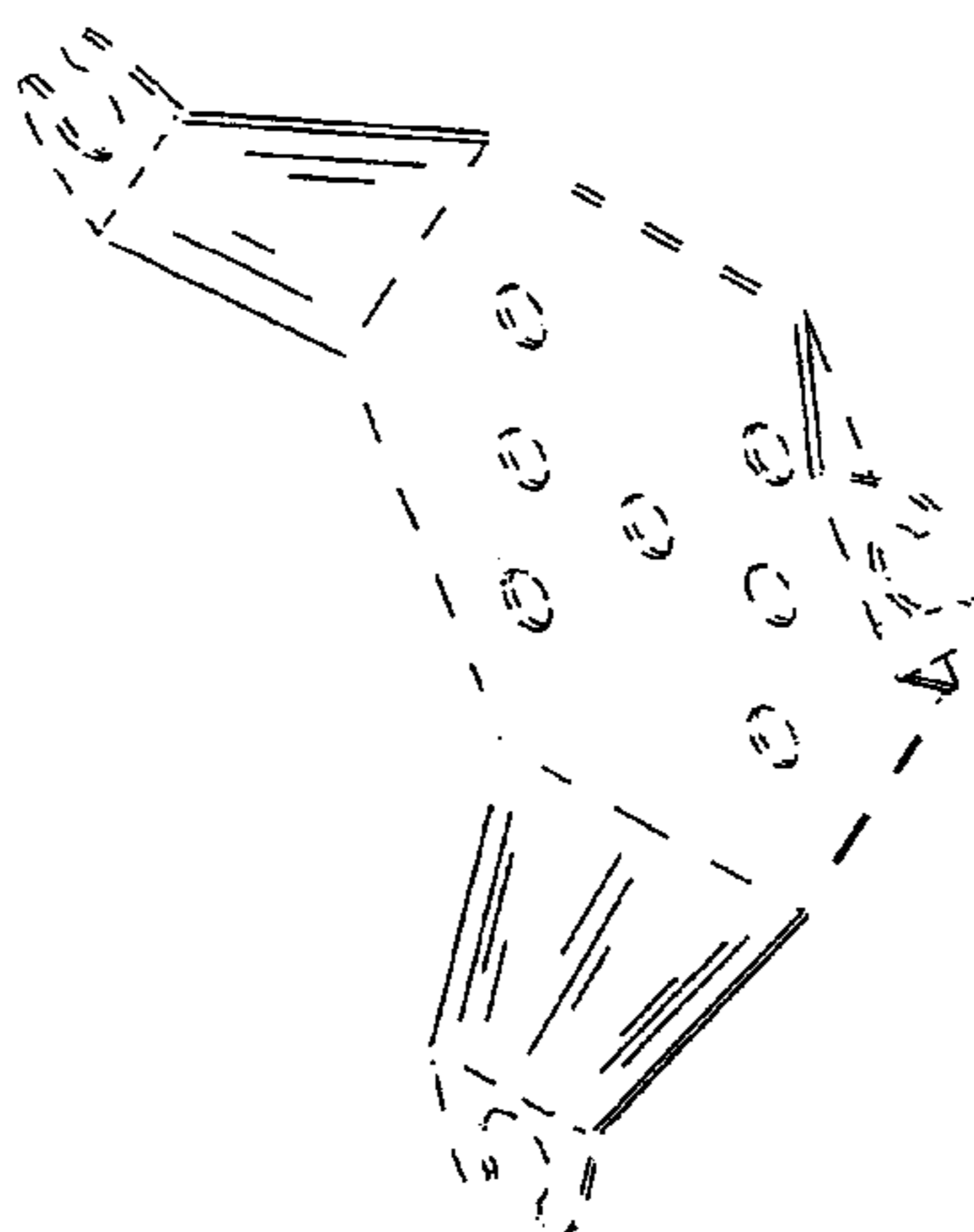
FIG. 12 is a right side view of the fan motor mount shown in FIG. 8;

FIG. 13 is a top view of the fan motor mount shown in FIG. 8; and,

FIG. 14 is a bottom view of the fan motor mount shown in FIG. 8.

The broken lines in the Figures are shown for illustrative purposes only and form no part of the claimed design. Also, the terms “front,” “back,” “left,” “right,” “top,” and “bottom” are used in the description of the figures for purposes of description only and should not be construed as a limitation of the present invention. Thus, the fan motor mount of the present invention can have any orientation desired.

**1 Claim, 6 Drawing Sheets**



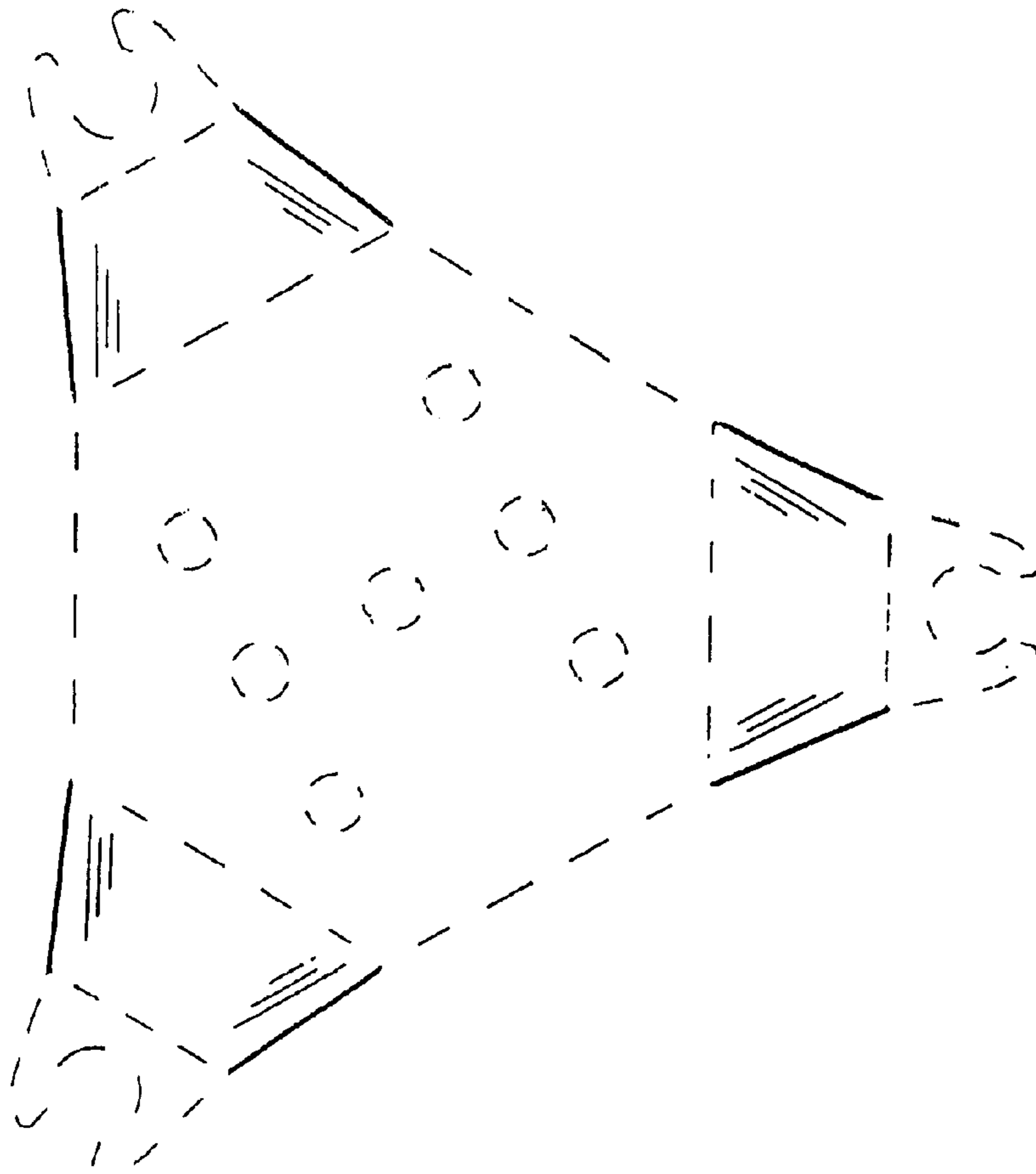


FIG. 1

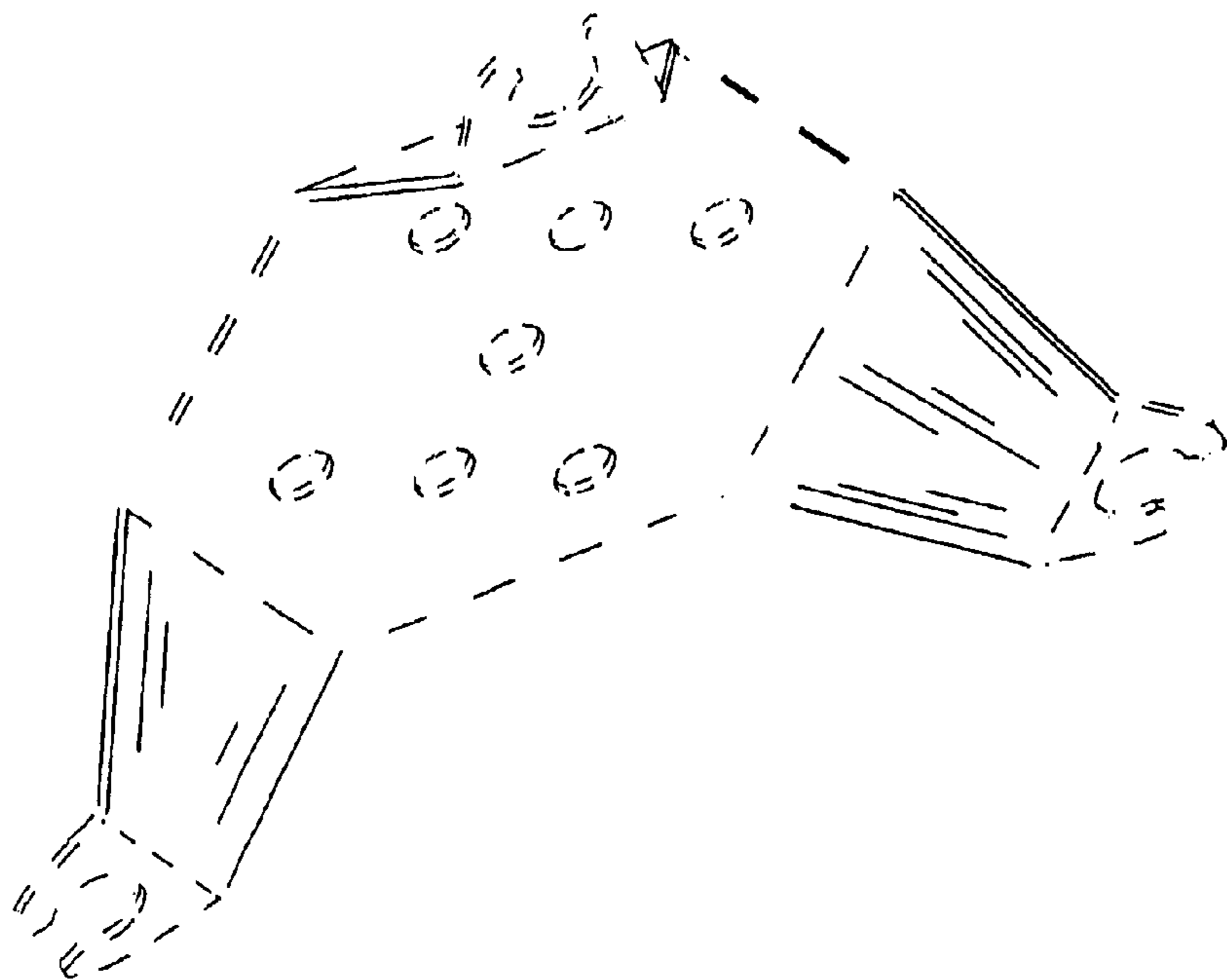
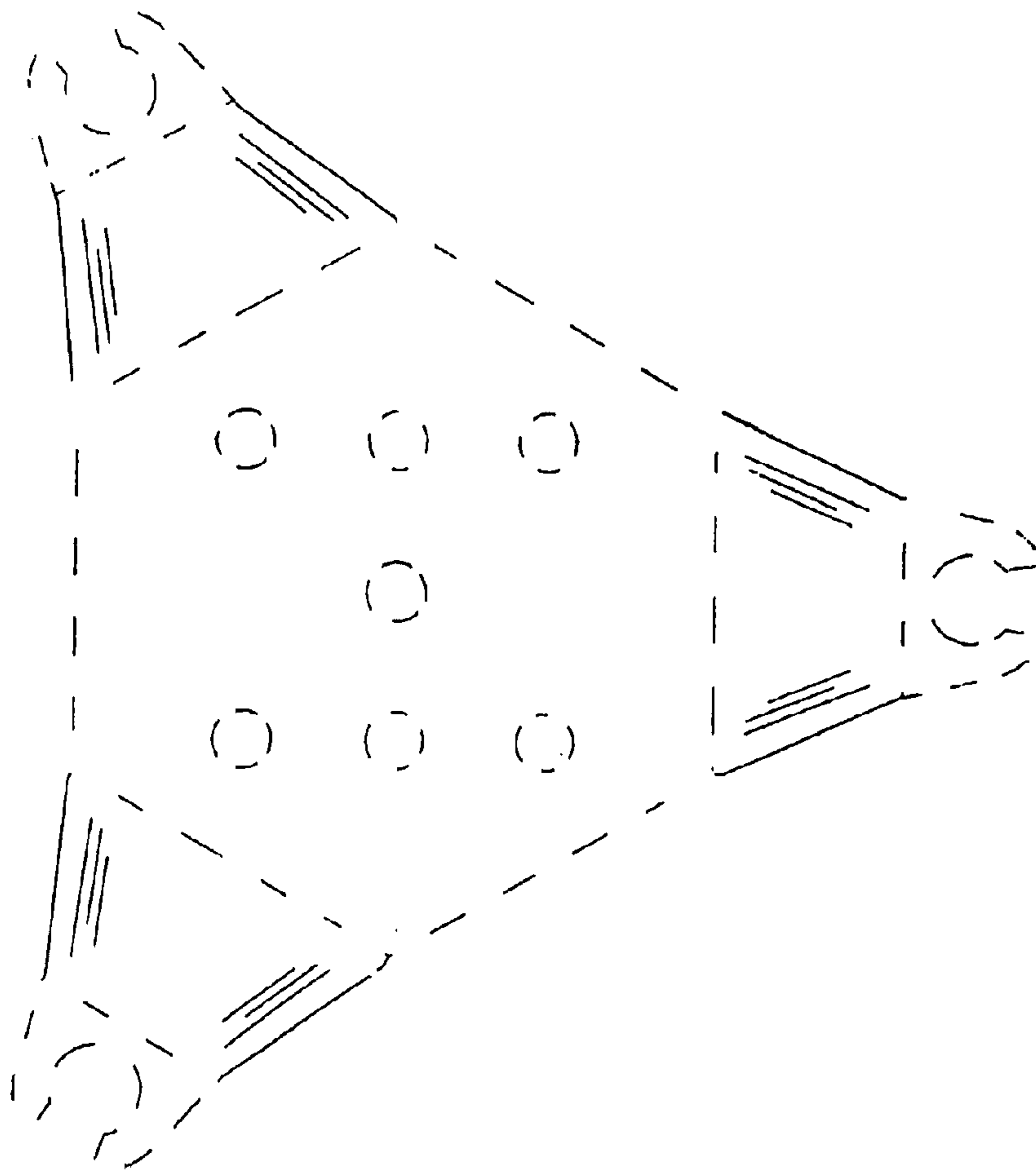




FIG. 2



**FIG. 3**



**FIG. 4**



**FIG. 5**

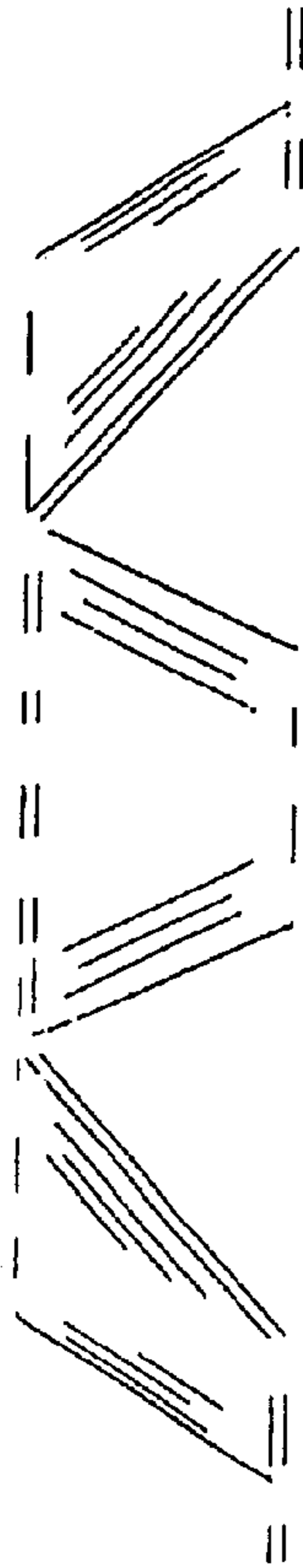


FIG. 6



FIG. 7

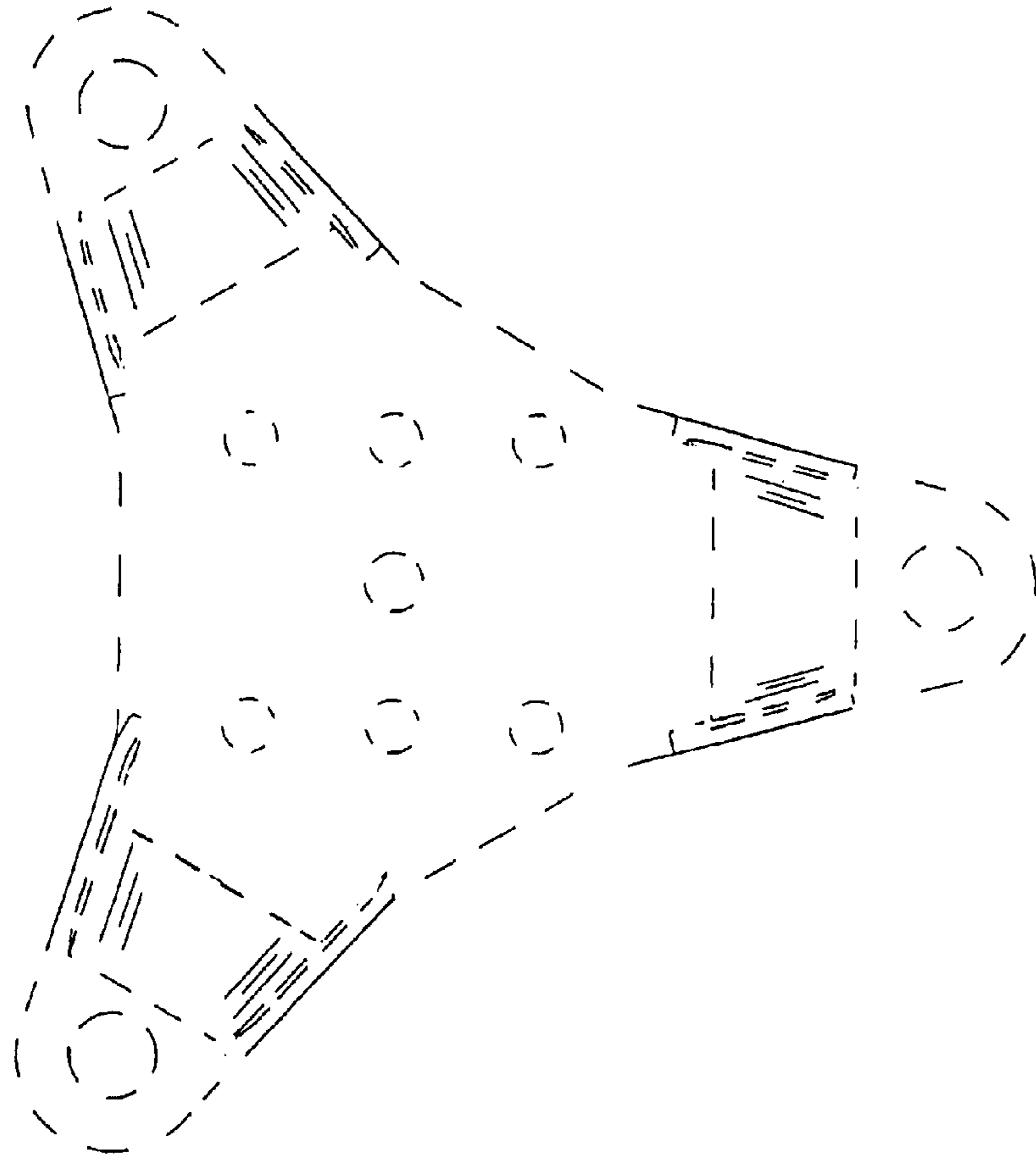


FIG. 9

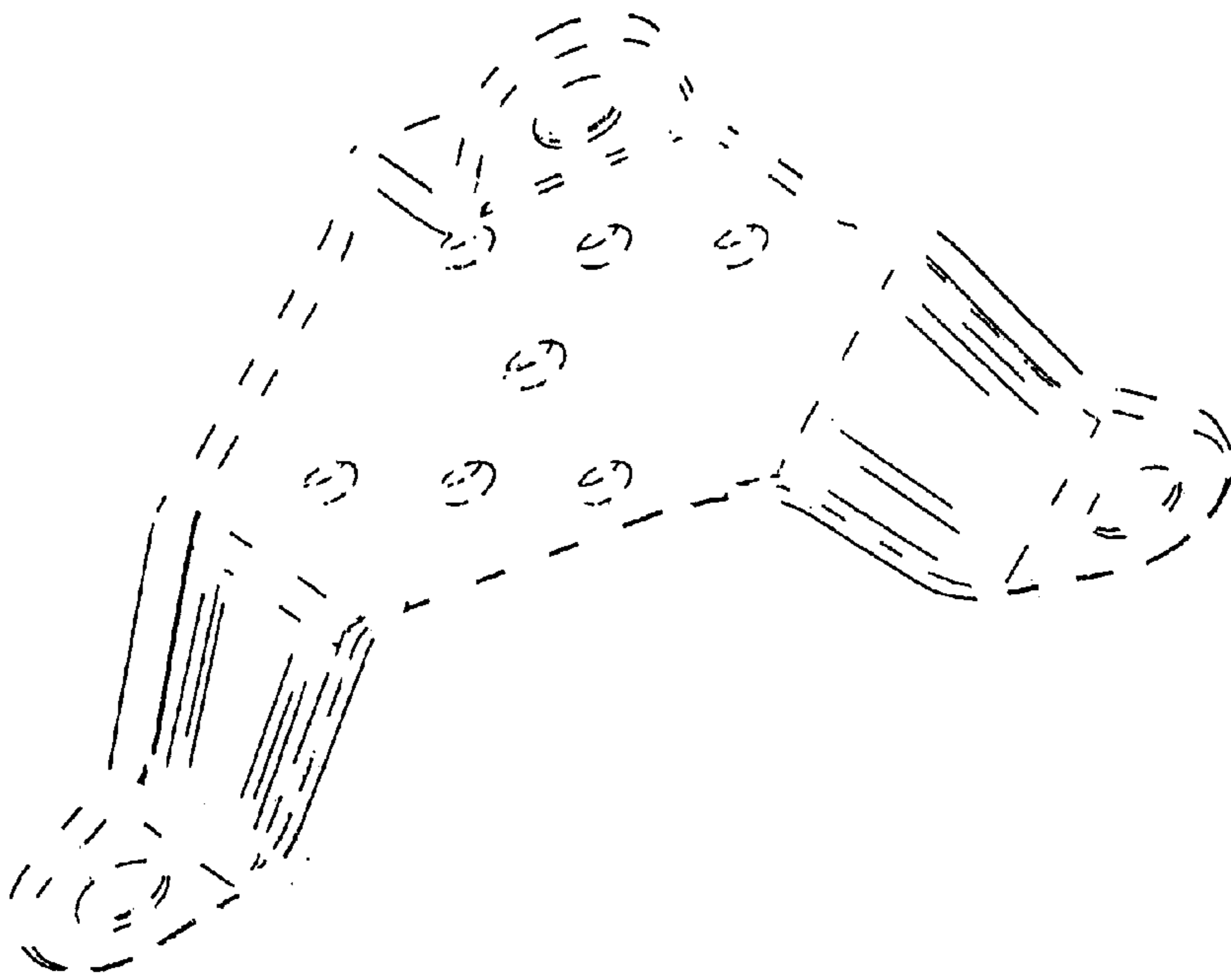


FIG. 8



FIG. 12




FIG. 11

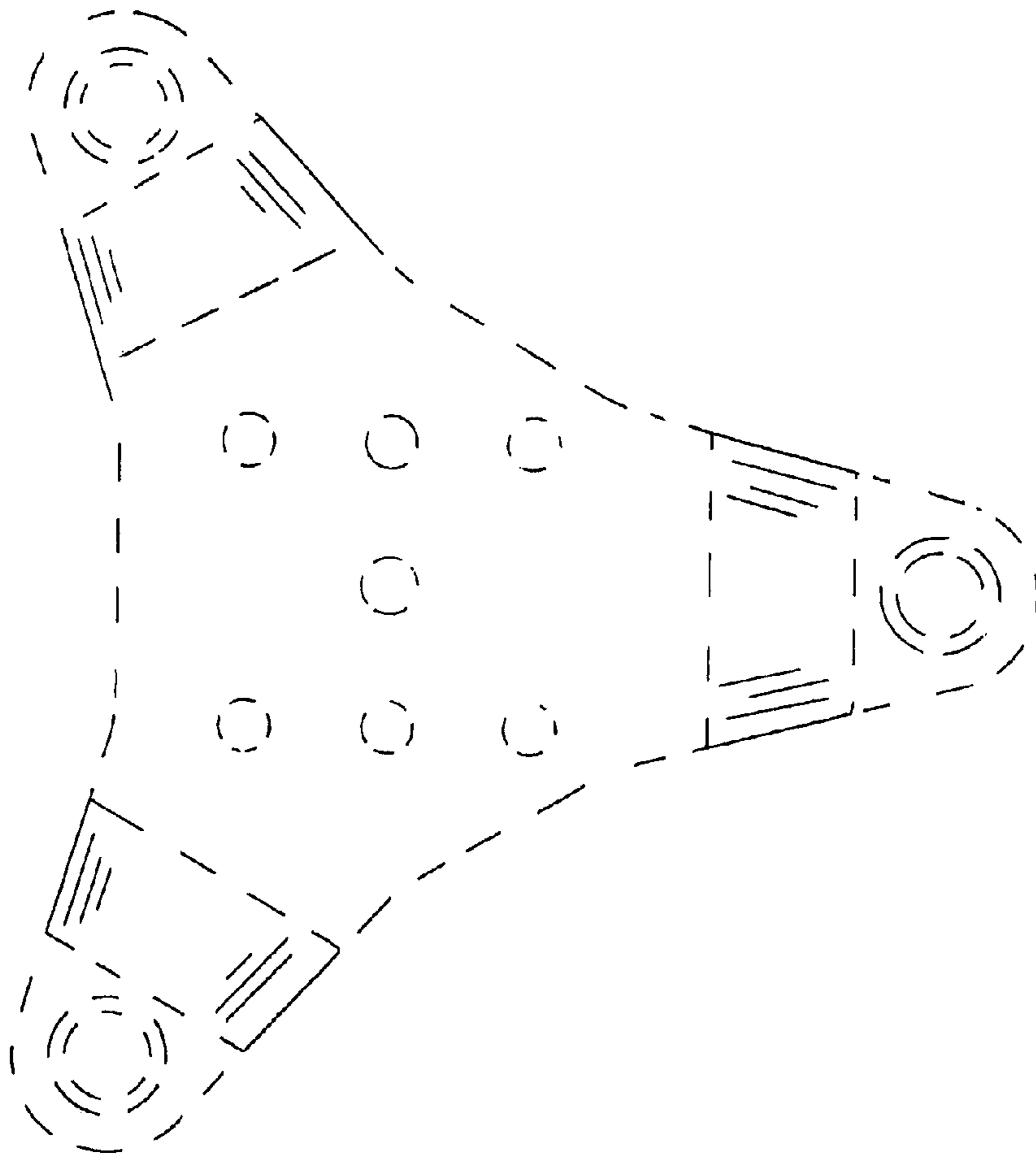


FIG. 10



FIG. 13



FIG. 14