



US00D526685S

(12) **United States Design Patent** (10) **Patent No.:** **US D526,685 S**
Carlson et al. (45) **Date of Patent:** **** Aug. 15, 2006**

(54) **TAPE DISPENSER**

(75) Inventors: **Casey L. Carlson**, Edina, MN (US);
Daniel E. Siltberg, White Bear
Township, MN (US); **Scott D. Gullicks**,
Apple Valley, MN (US)

(73) Assignee: **3M Innovative Properties Company**,
St. Paul, MN (US)

(**) Term: **14 Years**

(21) Appl. No.: **29/238,206**

(22) Filed: **Sep. 13, 2005**

Related U.S. Application Data

(62) Division of application No. 29/208,731, filed on Jul. 2, 2004,
now Pat. No. Des. 510,951.

(51) **LOC (8) Cl.** **19-02**

(52) **U.S. Cl.** **D19/69**

(58) **Field of Classification Search** D19/67,
D19/68, 69, 70; 156/523, 527, 577; 206/411;
225/6, 19, 25, 39, 77; 242/588.1, 588.2, 588.3,
242/588.6, 598.2, 598.5

See application file for complete search history.

(56) **References Cited**

U.S. PATENT DOCUMENTS

D116,599 S	9/1939	Reinecke	
D118,629 S	1/1940	Reinecke	
D144,215 S	3/1946	Preble	
D164,556 S	9/1951	Donkin	
2,604,166 A	7/1952	Turner	
D170,429 S	9/1953	Reinecke	
D177,224 S	3/1956	Gershen	
3,498,512 A *	3/1970	Golemon	225/21
D242,452 S *	11/1976	Brown	D19/69

(Continued)

OTHER PUBLICATIONS

3M Product Pamphlet from 3M Office Supplies Division, A
World of Difference, New Products, "Scotch® Pop-up/Roll
Tape Combo Dispenser," p. 8, ©2002, printed in USA.

3M Product Pamphlet from 3M Office Supplies Division,
Working Solutions Working for You, "Scotch® Pop-up/Roll
Tape Combo Dispenser," p. 12, ©2003, printed in USA.

3M Product Pamphlet from 3M Stationery Products Divi-
sion, Scotch® Transparent Tape, (6-page tri-fold), ©2003,
printed in USA.

3M Product Pamphlet from 3M Stationery Products Divi-
sion, Scotch® Magic™ Tape, 2 pages, ©2002, printed in
USA.

3M Product Pamphlet from 3M Stationery Products Divi-
sion, Scotch® Gift Wrap Tape, 2 pages, ©2003, printed in
USA.

Scotch brand Pop-up/Roll Tape Combo dispenser and pack-
aging, manufactured by 3M Company, pp. 1-15. Product
was on sale prior to Jul. 2, 2003.

Primary Examiner—Caron D. Veynar

Assistant Examiner—Elizabeth Albert

(74) *Attorney, Agent, or Firm*—Trisha D. Adamson

(57) **CLAIM**

The ornamental design for a tape dispenser, as shown and
described.

DESCRIPTION

FIG. 1 is an isometric view of a tape dispenser according to
the present invention;

FIG. 2 is a front view of the tape dispenser illustrated in FIG.
1, the rear view being the mirror image thereof;

FIG. 3 is a top view of the tape dispenser illustrated in FIG.
1;

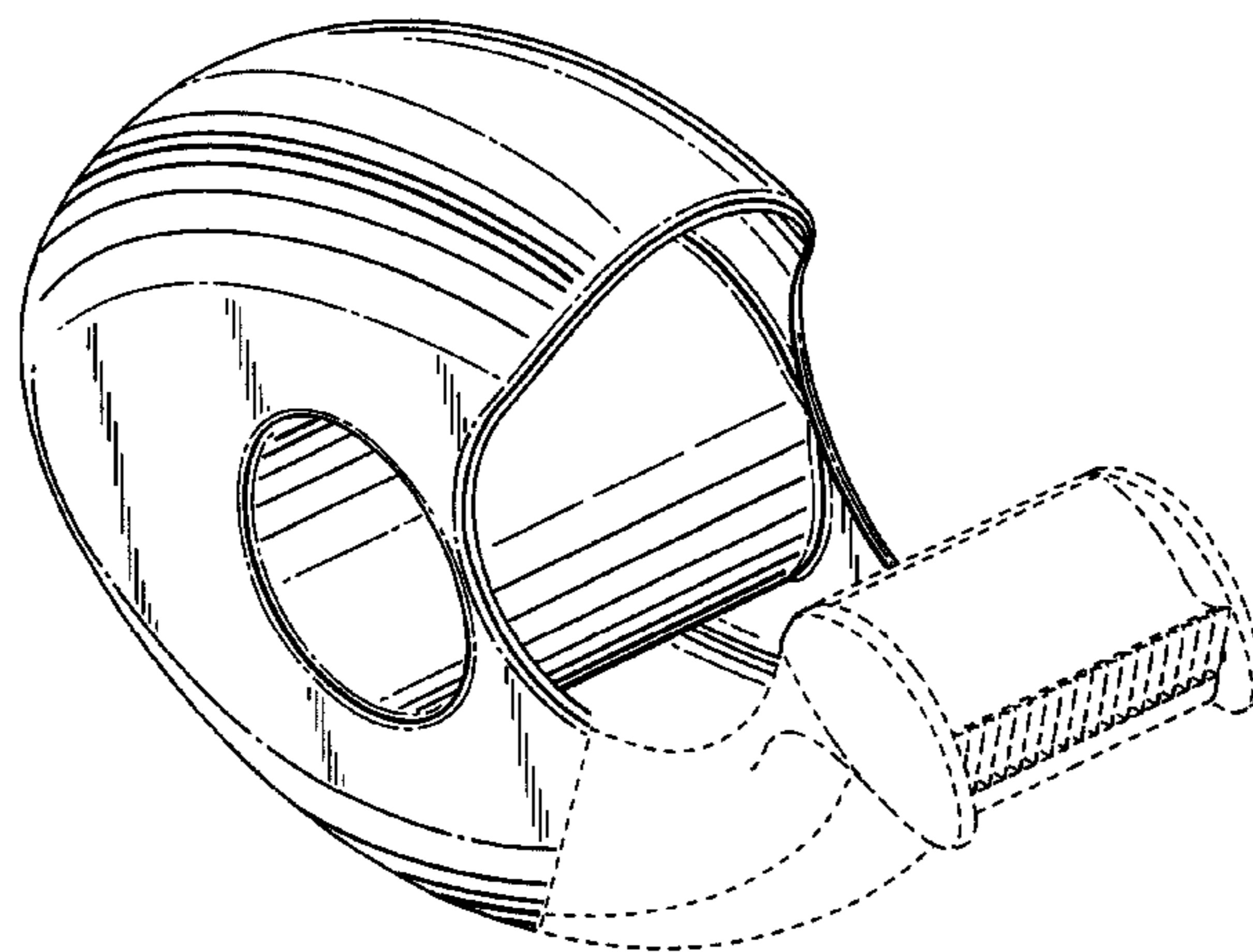
FIG. 4 is a bottom view of the tape dispenser illustrated in
FIG. 1;

FIG. 5 is a left side view of the tape dispenser illustrated in
FIG. 1; and,

FIG. 6 is a right side view of the tape dispenser illustrated
in FIG. 1.

The structure depicted by means of broken lines in the
figures has been shown for illustrative purposes only and
forms no part of the claimed design.

1 Claim, 2 Drawing Sheets



US D526,685 S

Page 2

U.S. PATENT DOCUMENTS

4,437,854	A	*	3/1984	Knoop	493/353	5,964,375	A	10/1999	Carlson et al.	
4,824,427	A	*	4/1989	Smillie, III	493/353	5,996,932	A	* 12/1999	Wang 242/598.5
D315,576	S		3/1991	En			6,460,800	B1	* 10/2002	Watanabe et al. 242/598.5
5,083,717	A	*	1/1992	Samuelson et al.	242/588.6	D485,578	S	* 1/2004	Chandaria D19/69
D331,262	S	*	11/1992	O'Brien	D19/69	D502,508	S	* 3/2005	Hung D19/69
D332,629	S	*	1/1993	Oh	D19/69	D510,951	S	* 10/2005	Carlson et al. D19/69
D336,492	S		6/1993	Samuelson			6,971,431	B1	* 12/2005	Steinberger 156/527
D342,092	S		12/1993	Samuelson			2004/0060956	A1	* 4/2004	Chandaria et al. 225/25
D342,093	S		12/1993	Samuelson			2004/0124305	A1	* 7/2004	Huang 242/588.6
5,370,916	A	*	12/1994	Olsen	428/40.1	2004/0151901	A1	* 8/2004	Pearson et al. 428/343
5,794,815	A		8/1998	Carlson et al.			2005/0284583	A1	* 12/2005	Soyad 156/527

* cited by examiner

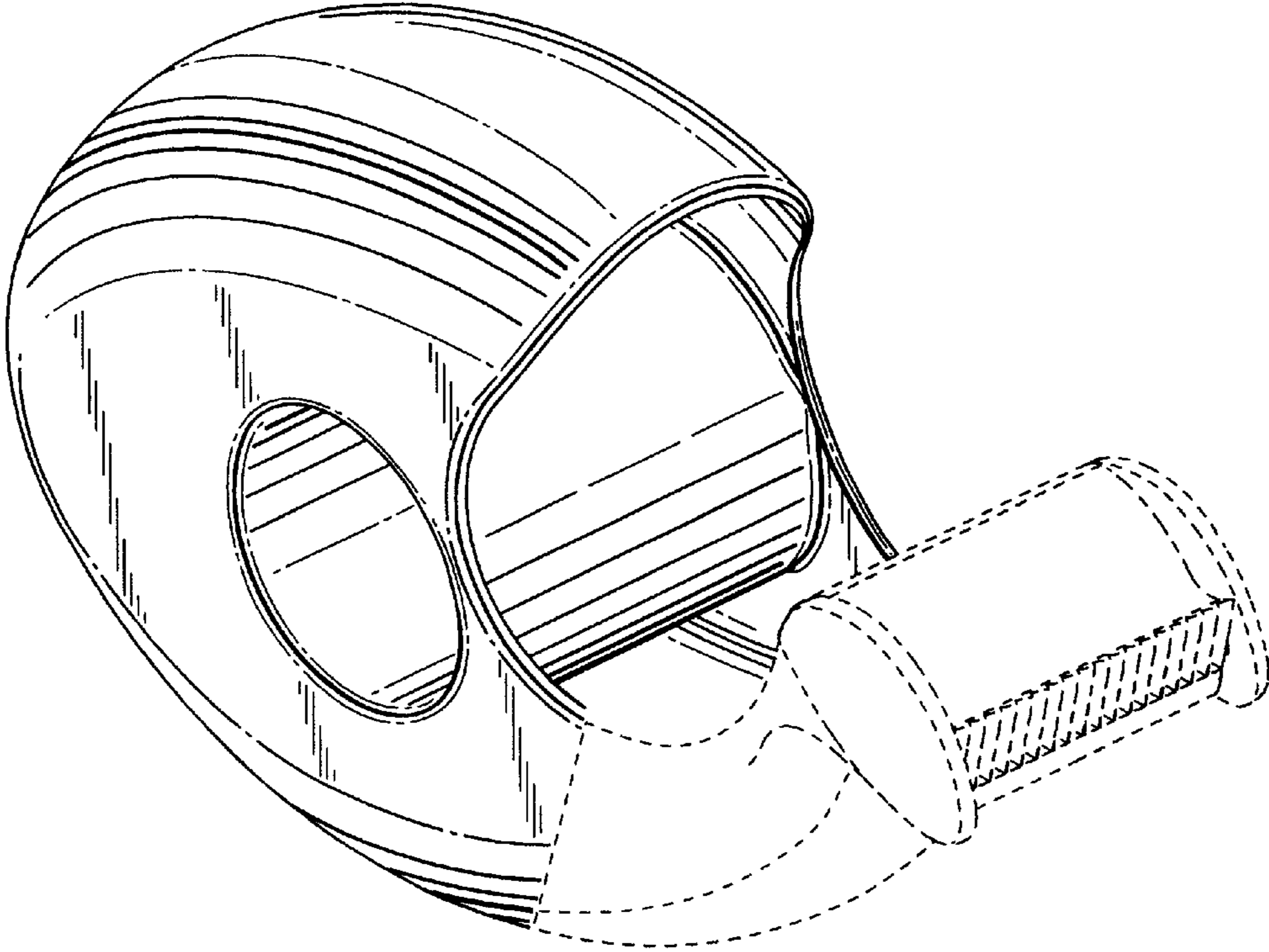


Fig. 1

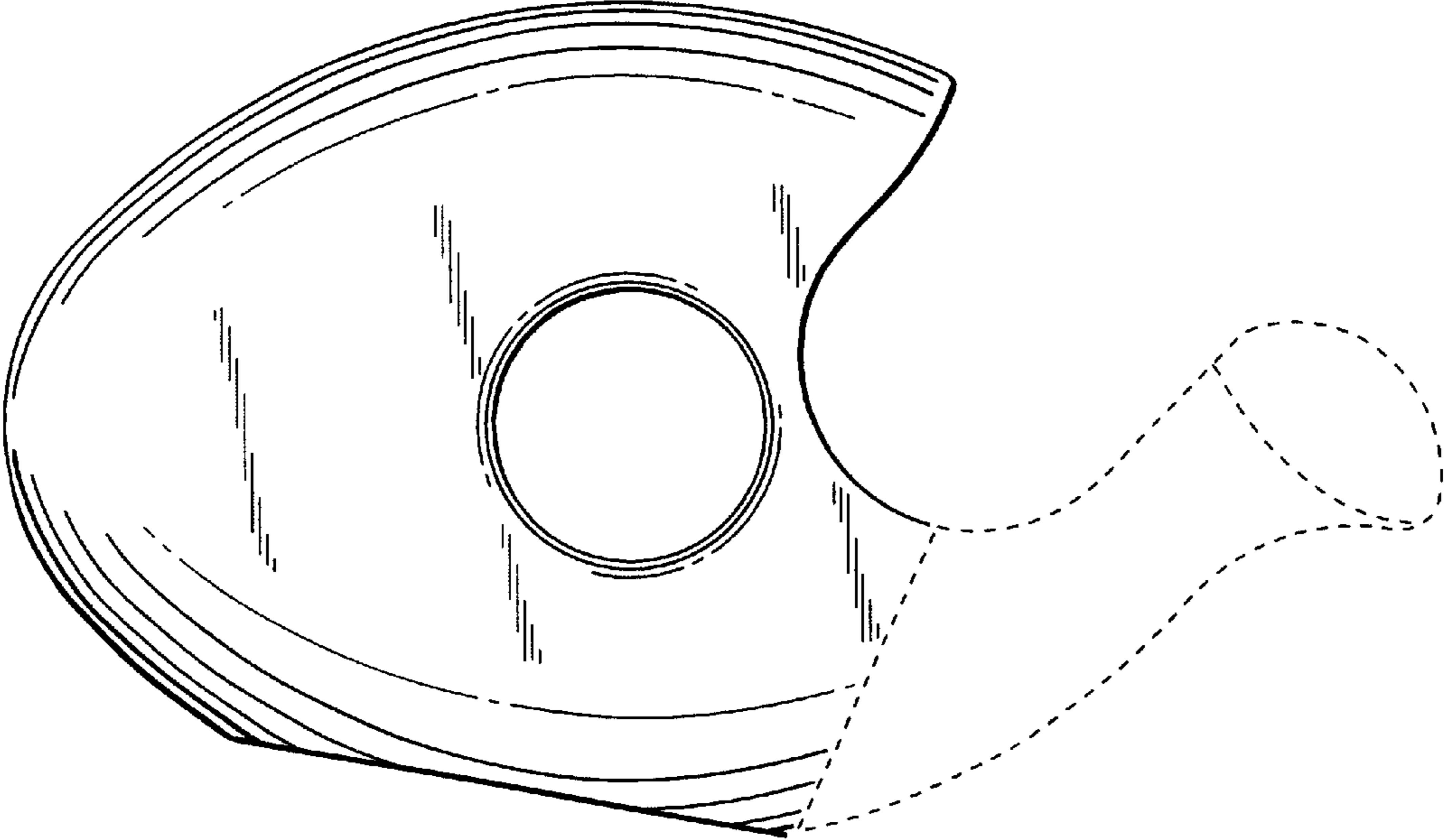


Fig. 2

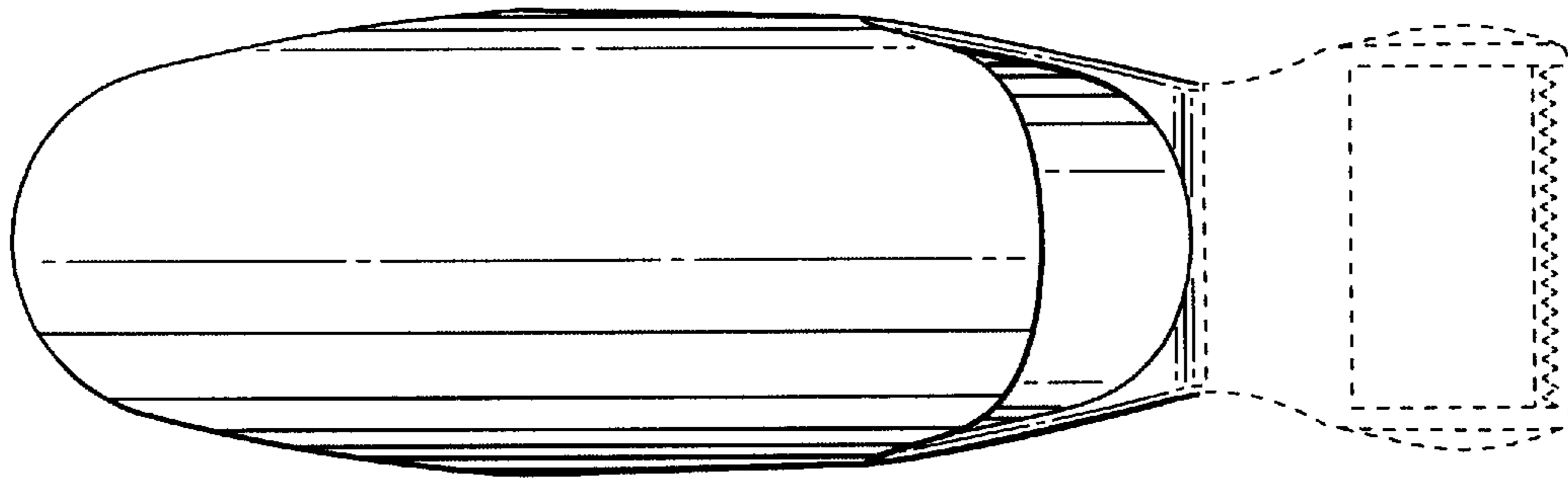


Fig. 3

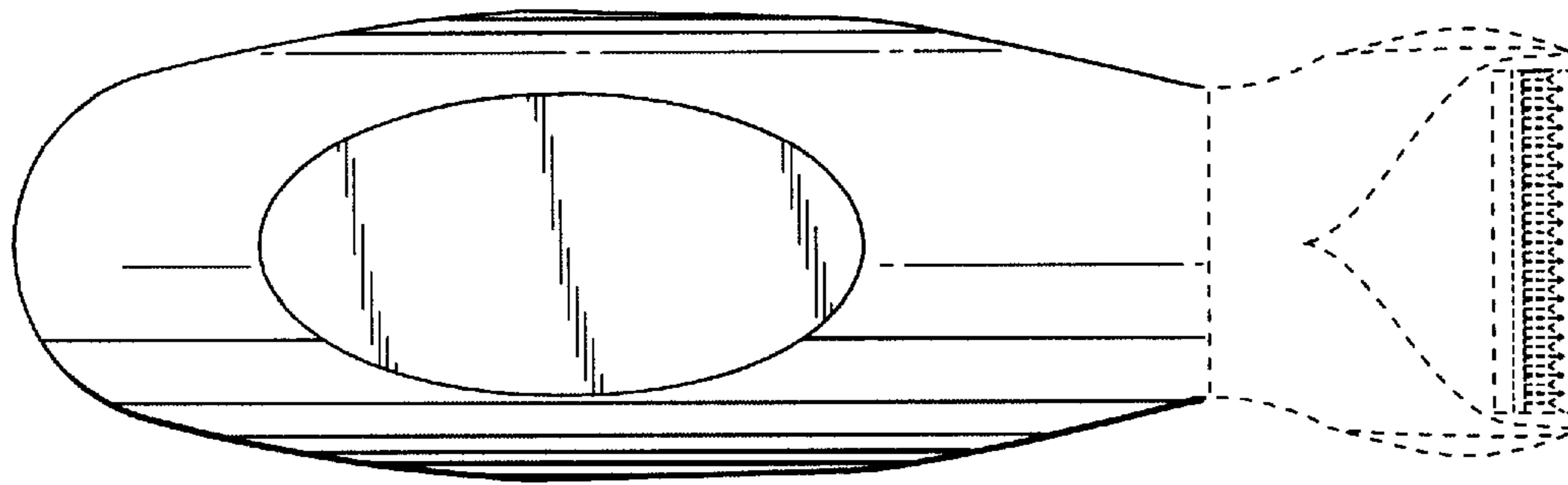


Fig. 4

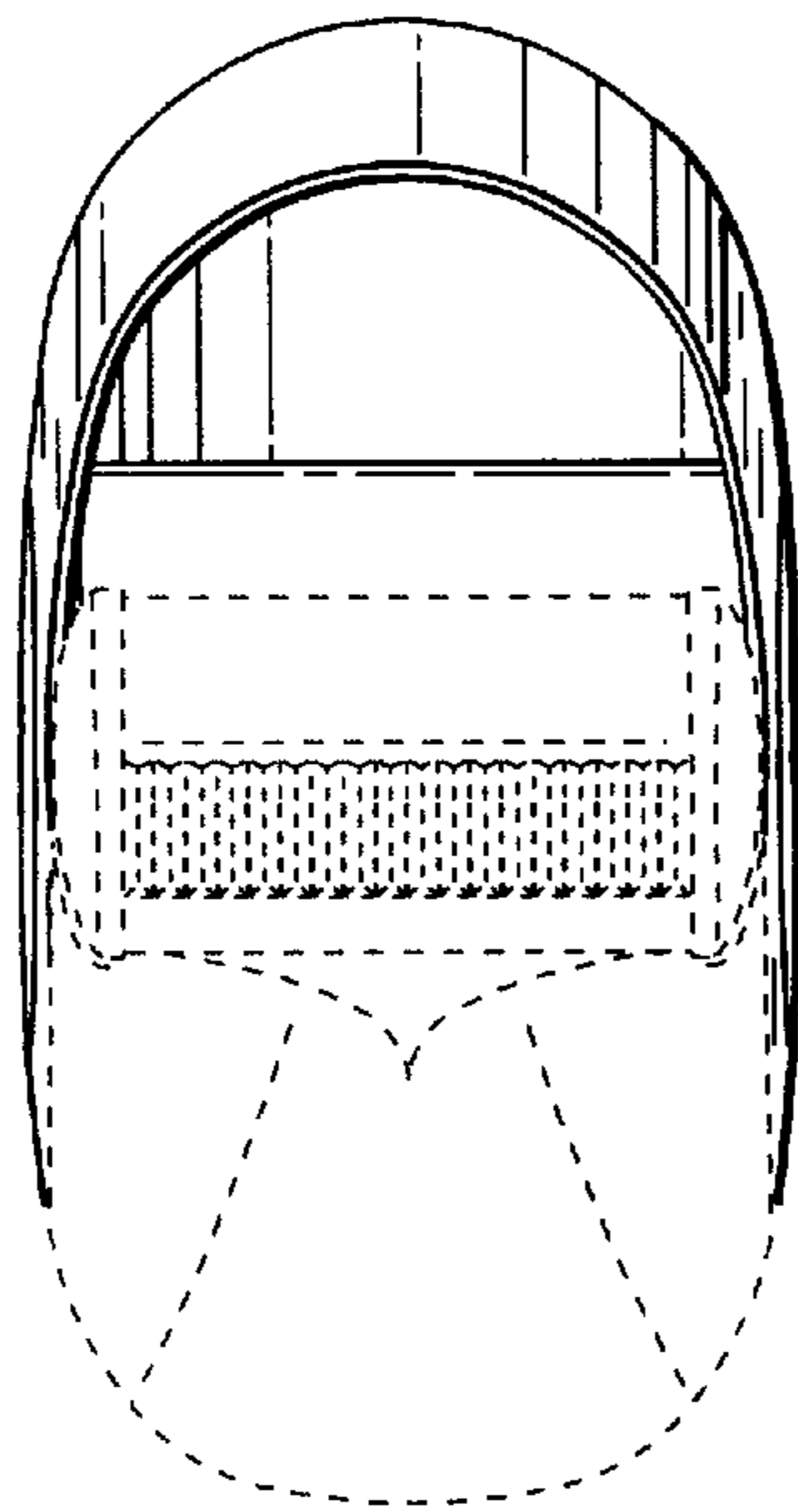


Fig. 5

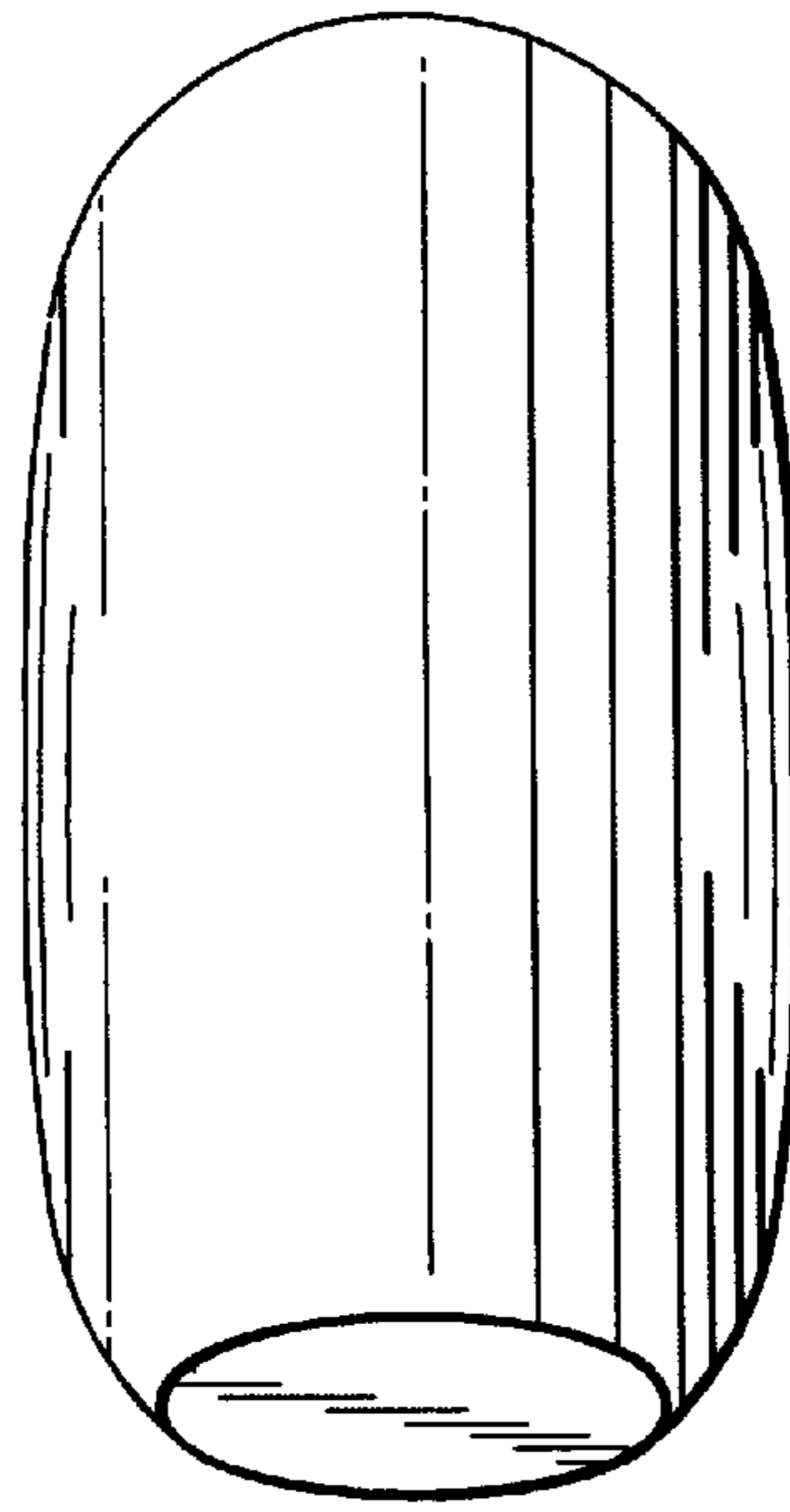


Fig. 6