



US00D526682S

(12) **United States Design Patent**
Ortiz et al.

(10) **Patent No.:** **US D526,682 S**

(45) **Date of Patent:** **** Aug. 15, 2006**

(54) **INTERCHANGEABLE PEN/STYLUS**

(75) Inventors: **David Ortiz**, New York, NY (US);
Lexie Spiro, New York, NY (US)

(73) Assignee: **The Buzz Group, LLC**, New York, NY (US)

(**) Term: **14 Years**

(21) Appl. No.: **29/222,198**

(22) Filed: **Jan. 27, 2005**

(51) **LOC (8) Cl.** **19-06**

(52) **U.S. Cl.** **D19/36**

(58) **Field of Classification Search** D19/36,
D19/37, 41-51, 54-57; 24/11 R, 11 HC,
24/11 F, 11 P; 401/52, 99, 100, 104-109,
401/192, 195

See application file for complete search history.

(56) **References Cited**

U.S. PATENT DOCUMENTS

D35,128 S * 9/1901 Schupp D19/51
3,470,622 A * 10/1969 Dyke 24/11 F
4,872,774 A * 10/1989 Rosso 401/29
D409,327 S * 5/1999 Brock D27/136
D415,199 S * 10/1999 Pellissa Beneyto D19/51

D423,580 S * 4/2000 Ellison D19/54
6,464,419 B1 * 10/2002 Chan 401/131
D469,806 S * 2/2003 Chan D19/46
D489,762 S * 5/2004 Qiu D19/51

* cited by examiner

Primary Examiner—Elizabeth A. Albert

(74) *Attorney, Agent, or Firm*—Hogan & Hartson LLP

(57) **CLAIM**

The ornamental design for an interchangeable pen/stylus, as shown and described.

DESCRIPTION

FIG. 1 is a top view of the interchangeable pen/stylus;
FIG. 2 is a bottom view of the interchangeable pen/stylus;
FIG. 3 is a first side view of the interchangeable pen/stylus;
FIG. 4 is a second side view of the interchangeable pen/stylus;
FIG. 5 is a top view of the interchangeable pen/stylus with the pen unit displaced at a 90 degree angle relative to the body of the interchangeable pen/stylus;
FIG. 6 is an end view of the interchangeable pen/stylus;
FIG. 7 is a view of the opposite end of the interchangeable pen/stylus; and,
FIG. 8 is a perspective view of the interchangeable pen/stylus.

1 Claim, 3 Drawing Sheets

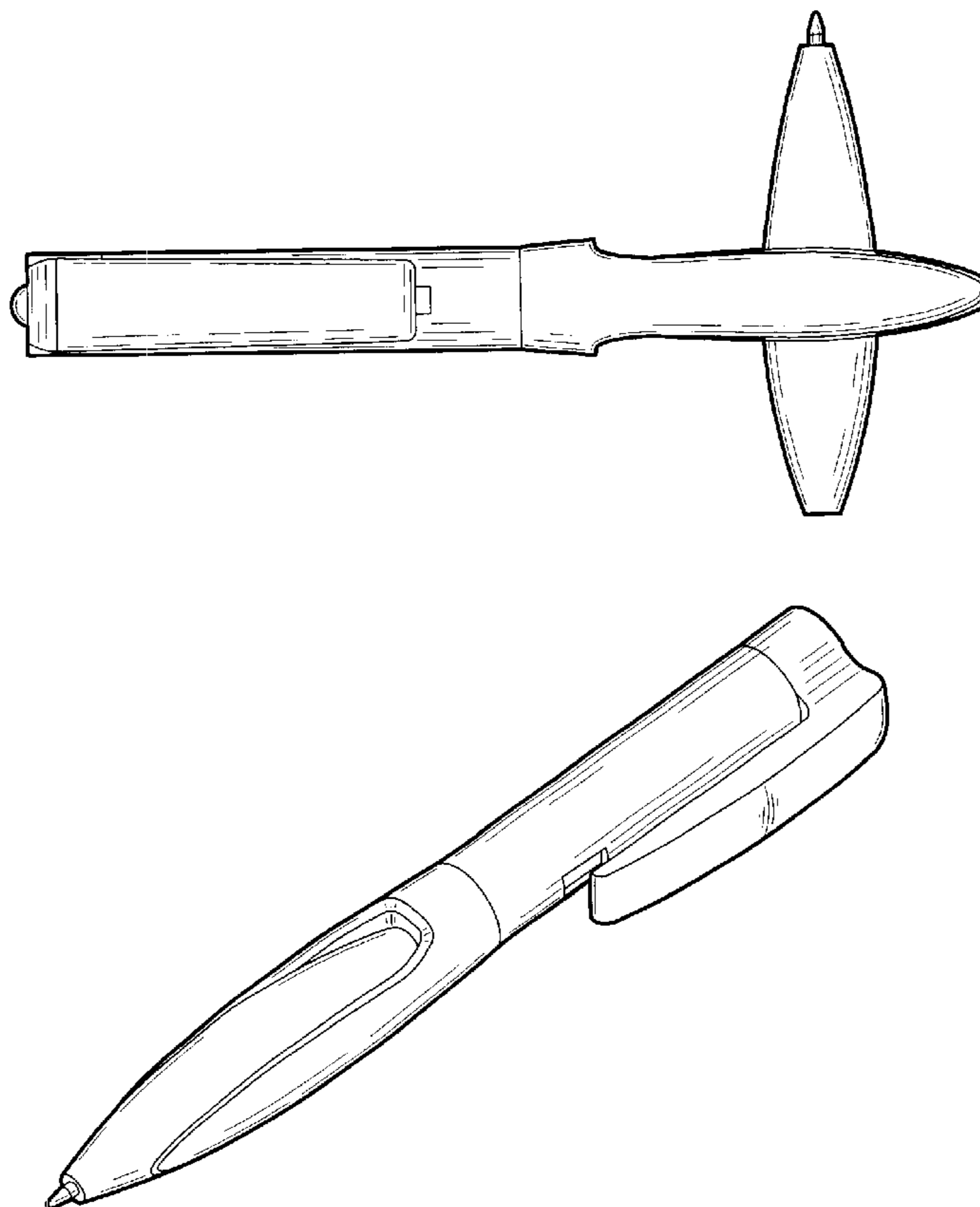


Fig. 1




Fig. 2




Fig. 3

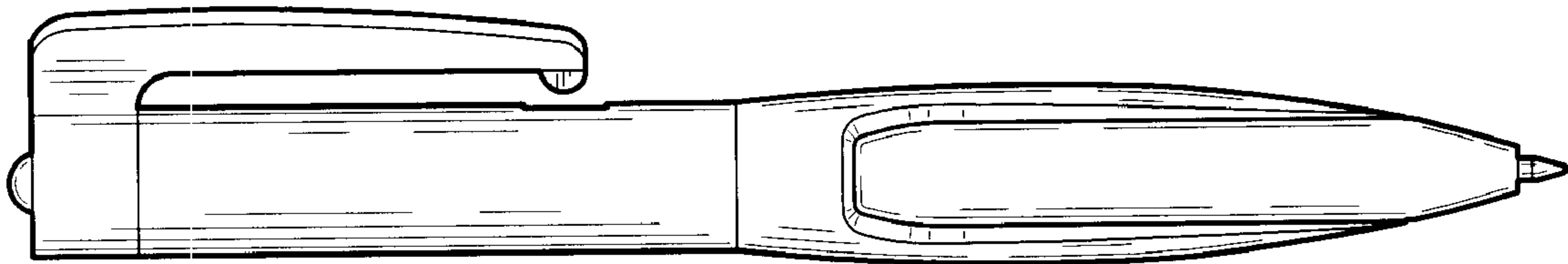


Fig. 4

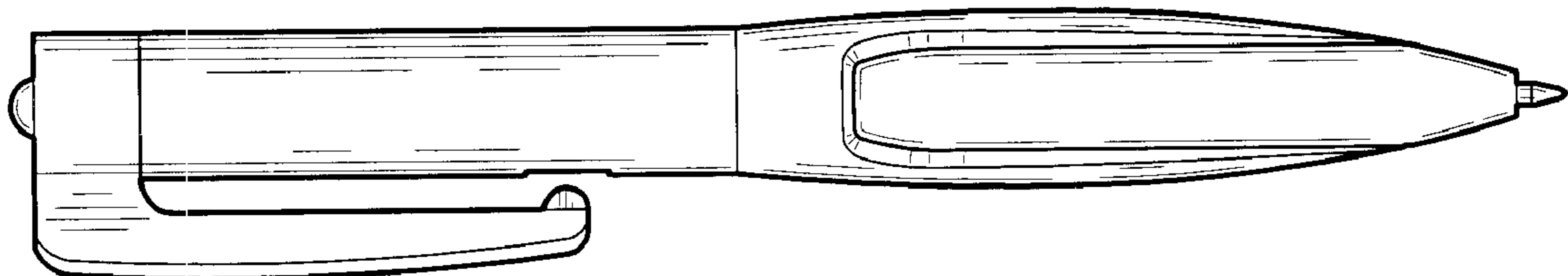


Fig. 5

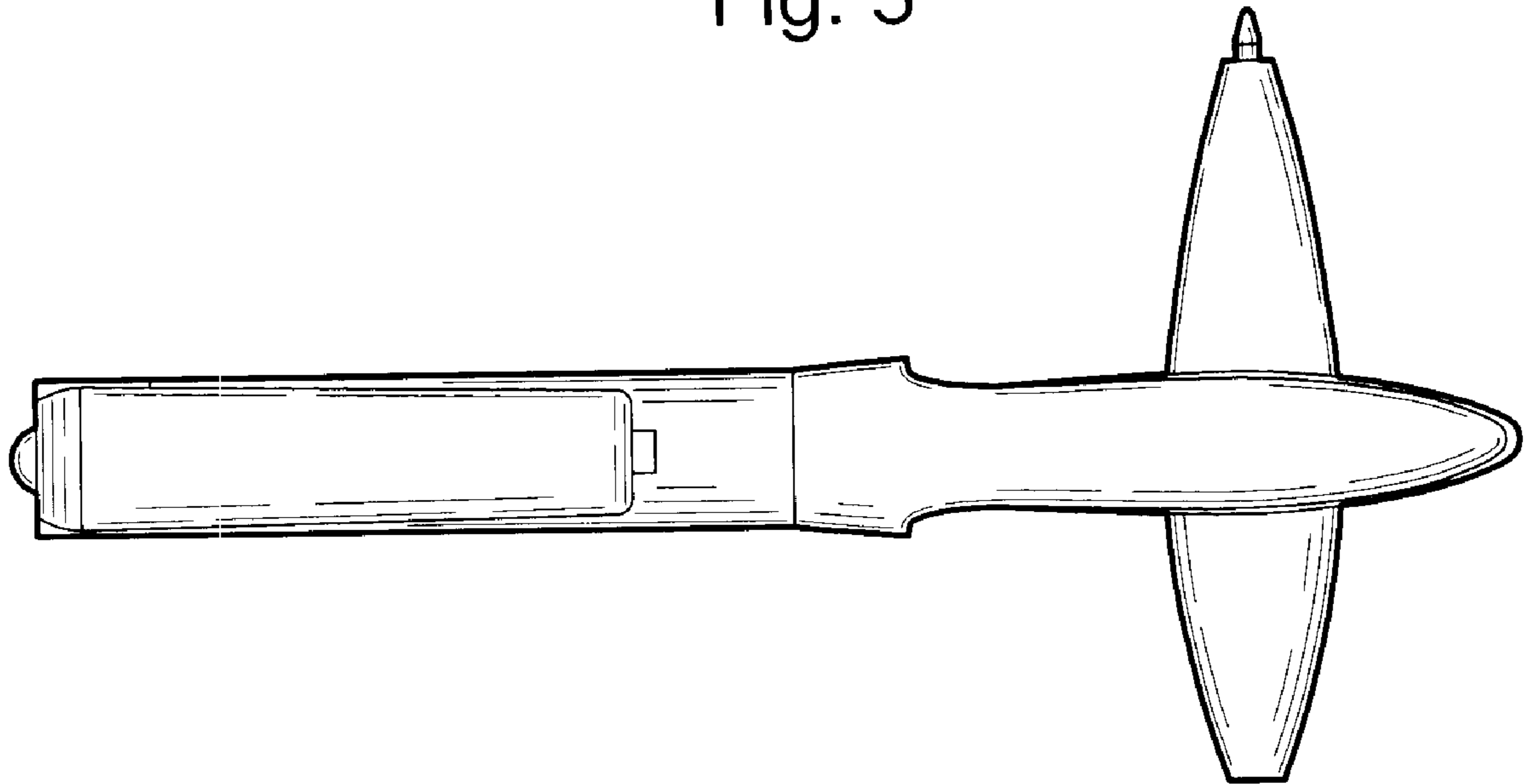


Fig. 6




Fig. 7

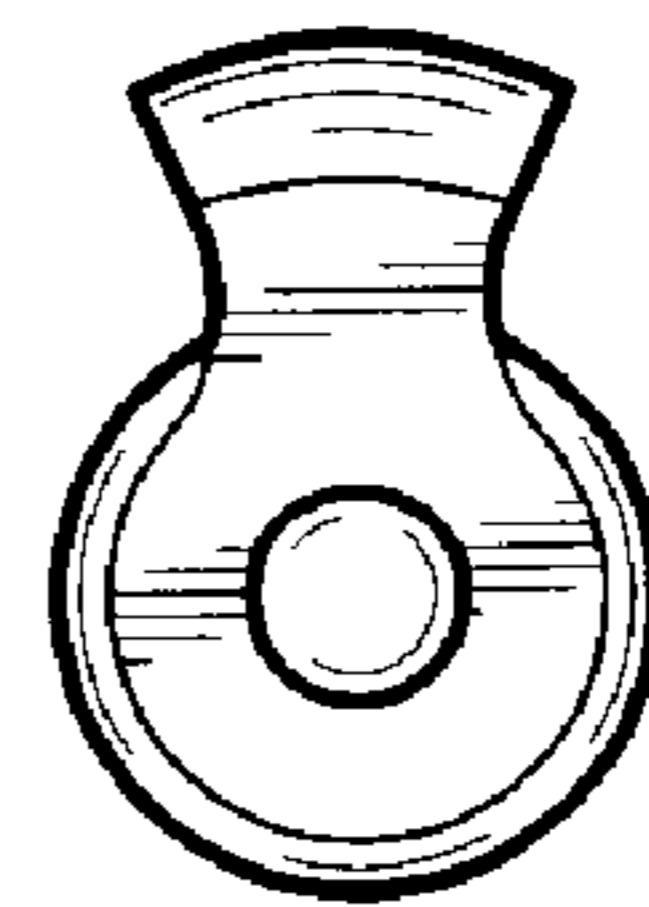


Fig. 8

