



US00D526652S

(12) **United States Design Patent** (10) **Patent No.:** **US D526,652 S**  
**Clatterbuck et al.** (45) **Date of Patent:** **\*\* \*Aug. 15, 2006**

(54) **DIGITAL VIDEO DISK**

2003/0132329 A1 7/2003 Castronovo

(75) Inventors: **Timothy J. Clatterbuck**, Charlotte, NC (US); **Heather Sazama**, Charlotte, NC (US); **John Cavanaugh**, Charlotte, NC (US); **Jack Burke**, Charlotte, NC (US)

FOREIGN PATENT DOCUMENTS

JP	2003-17440	6/2003
JP	2003-17441	6/2003
JP	2003-17442	6/2003
JP	2003-17443	6/2003
JP	2003-17444	6/2003
JP	2003-17445	6/2003
JP	1215912	7/2004
JP	1215913	7/2004
JP	1216143	7/2004
JP	1216144	7/2004
JP	1216145	7/2004
JP	1216146	7/2004

(73) Assignee: **Verbatim Corporation**, Charlotte, NC (US)

(\*) Notice: This patent is subject to a terminal disclaimer.

(\*\*) Term: **14 Years**

(21) Appl. No.: **29/215,013**

(22) Filed: **Oct. 14, 2004**

OTHER PUBLICATIONS

Canadian Examiner's Report dated March 11, 2005.  
U.S. Appl. No. 29/215,009, filed Oct. 14, 2004, Clatterbuck et al.  
U.S. Appl. No. 29/215,015, filed Oct. 14, 2004, Clatterbuck et al.  
U.S. Appl. No. 29/215,013, filed Oct. 14, 2004, Clatterbuck et al.

**Related U.S. Application Data**

(63) Continuation of application No. 29/187,870, filed on Aug. 11, 2003, now abandoned.

(51) **LOC (8) Cl.** ..... **14-99**

(52) **U.S. Cl.** ..... **D14/478**

(58) **Field of Classification Search** ..... D14/474, D14/478-80; 360/133, 135, 97.01-99.12; 395/186; D19/9, 10; 369/272-3, 280, 282-8, 369/275.1-275.5; 386/70, 82, 104-6

See application file for complete search history.

*Primary Examiner*—M. H. Tung  
(74) *Attorney, Agent, or Firm*—Oblon, Spivak, McClelland, Maier & Neustadt, P.C.

(57) **CLAIM**

The ornamental design for a digital video disk, as shown and described.

(56) **References Cited**

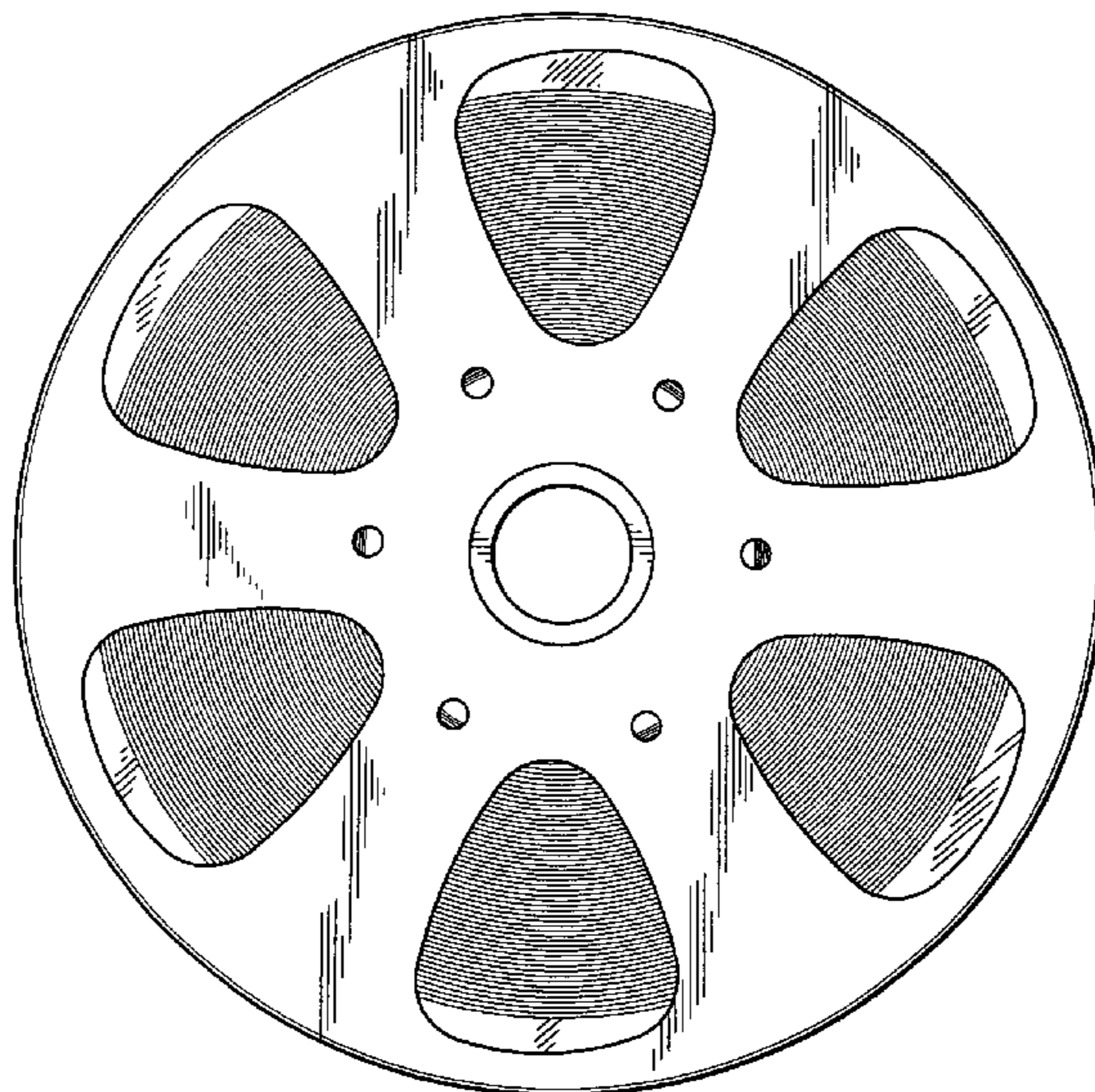
U.S. PATENT DOCUMENTS

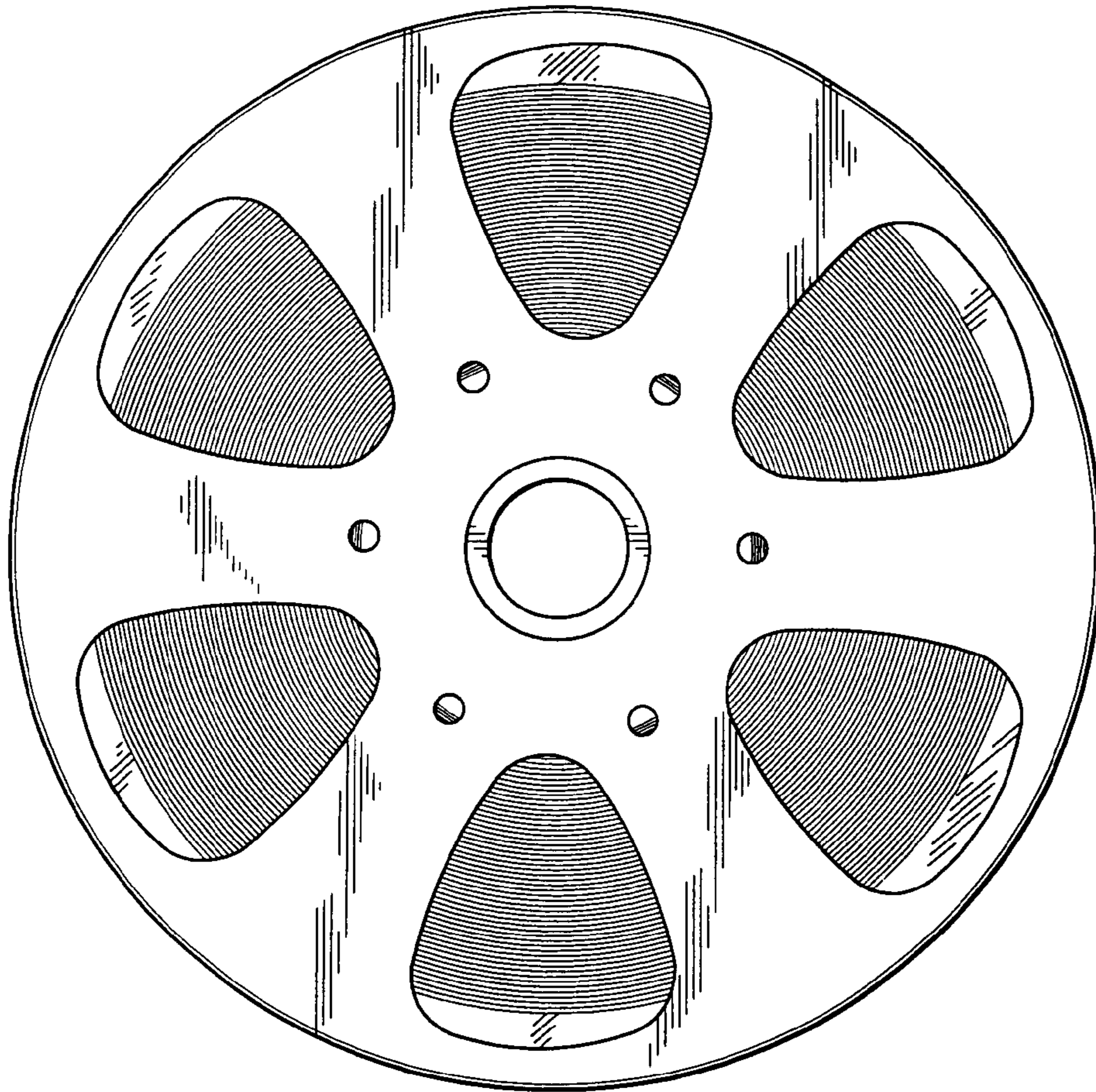
5,652,838 A	7/1997	Lovett et al.
5,912,791 A	6/1999	Sundaram et al.
D419,151 S	1/2000	Koedel
D449,308 S	10/2001	Iwasaki et al.
D453,521 S	2/2002	Haruna et al.
D465,225 S	11/2002	Dhillon
2003/0081521 A1	5/2003	Solomon et al.

**DESCRIPTION**


FIG. 1 is a top plan view of a digital video disk showing our design;  
FIG. 2 is a side view thereof, with all sides being identical; and,  
FIG. 3 is a bottom plan view thereof.

**1 Claim, 2 Drawing Sheets**






*FIG. 1*



*FIG. 2*



*FIG. 3*