

US00D526649S

(12) **United States Design Patent**
Pendergrass et al.

(10) **Patent No.:** **US D526,649 S**

(45) **Date of Patent:** **** Aug. 15, 2006**

(54) **ORTHOPEDIC COMPUTER MOUSE**

(76) Inventors: **Paula B. Pendergrass**, 37 Gilbert La.,
Dover, AK (US) 72837; **Robert**
Maruca, 5945 S. River Rd.,
Standardsville, VA (US) 72837

(**) Term: **14 Years**

(21) Appl. No.: **29/227,332**

(22) Filed: **Apr. 8, 2005**

(51) **LOC (8) Cl.** **14-02**

(52) **U.S. Cl.** **D14/410; D14/403**

(58) **Field of Classification Search** D14/402-410,
D14/417; D13/158; 200/5 R, 5 A, 6 R, 6 A;
273/148 B; 345/156-167; 74/471 XY; 463/36-38
See application file for complete search history.

(56) **References Cited**

U.S. PATENT DOCUMENTS

D302,426 S	7/1989	Bradley et al.	
D313,981 S	* 1/1991	Yang	D14/410
D340,926 S	* 11/1993	Lin	D14/410
D354,746 S	* 1/1995	Colani et al.	D14/409
D356,558 S	* 3/1995	Montgomery et al.	D14/409
5,414,445 A	5/1995	Kaneko et al.	
D363,712 S	* 10/1995	Yamada	D14/409
D383,453 S	* 9/1997	Scenna et al.	D14/409
D387,042 S	* 12/1997	Cheng	D14/409
D404,731 S	* 1/1999	Mayer	D14/409
5,894,302 A	4/1999	Scenna et al.	
D412,898 S	8/1999	Adams et al.	
D437,599 S	2/2001	Kaneko et al.	
D439,252 S	3/2001	Ledbetter et al.	

D439,905 S	4/2001	Jones et al.	
D440,224 S	4/2001	Jones et al.	
D441,362 S	* 5/2001	Sevougian	D14/402
D464,352 S	10/2002	Kerestegian	
D464,652 S	10/2002	Roh	
D474,769 S	5/2003	Fisher et al.	
D479,843 S	9/2003	Mori	
D491,949 S	6/2004	Su et al.	
6,781,573 B1	* 8/2004	Honma et al.	345/163
6,791,533 B1	* 9/2004	Su	345/163

* cited by examiner

Primary Examiner—Pamela J. Burgess

(74) *Attorney, Agent, or Firm*—Cisco, Schmoyer & Zervas;
Craig W. Schmoyer

(57) **CLAIM**

The ornamental design for an orthopedic computer mouse,
as shown and described.

DESCRIPTION

FIG. 1 is a top perspective view of an orthopedic computer mouse showing our new design; FIG. 2 is a top plan view thereof; FIG. 3 is a front plan view thereof; and, FIG. 4 is a left side view thereof; FIG. 5 is a right side view thereof; and, FIG. 6 is a rear view thereof.

The broken line showing of the buttons on the top and side and their surrounding regions is for illustrative purposes only and forms no part of the claimed design. The unshown bottom of the orthopedic computer pointing device forms no part of the claimed design.

1 Claim, 3 Drawing Sheets

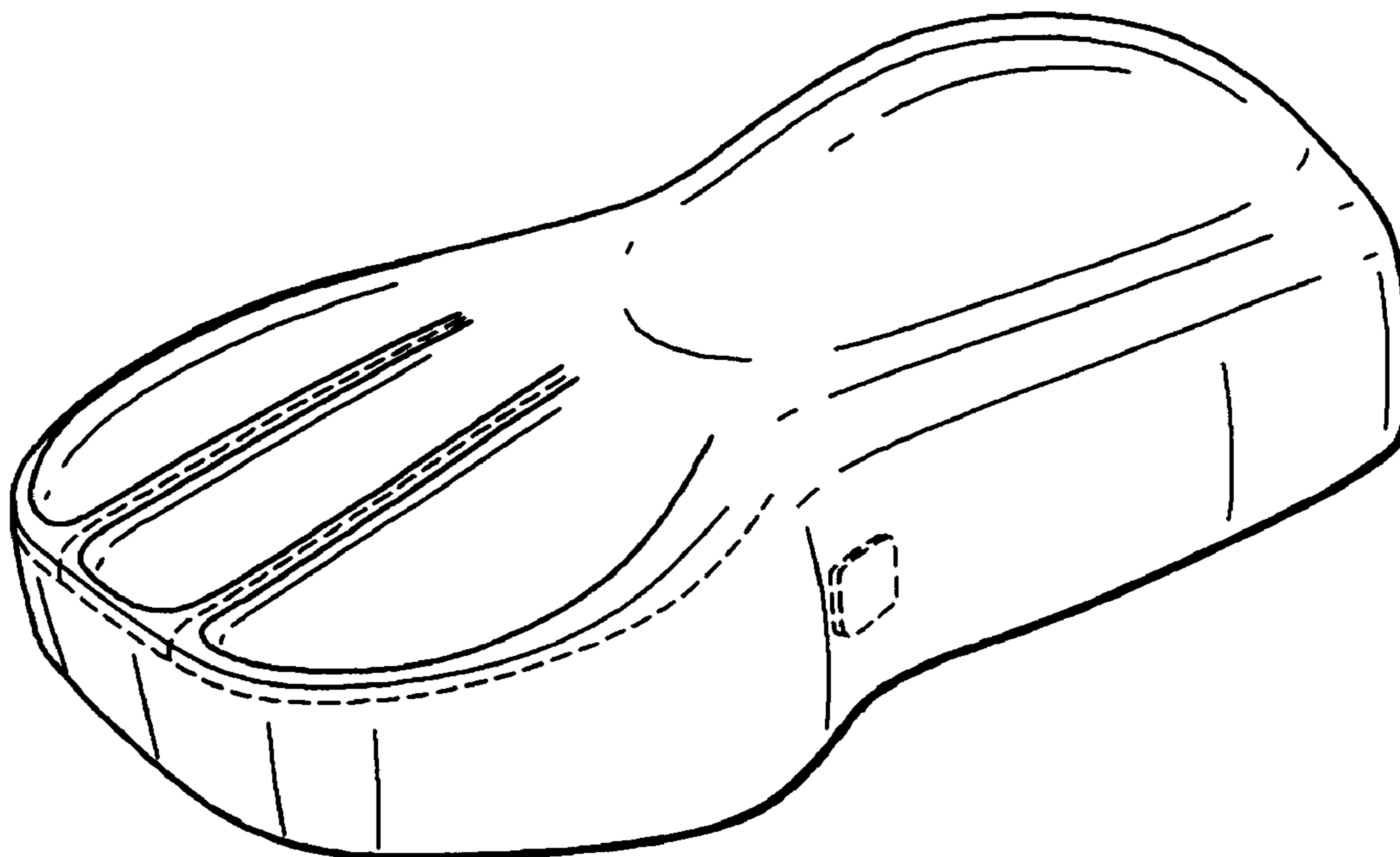


FIG. 1

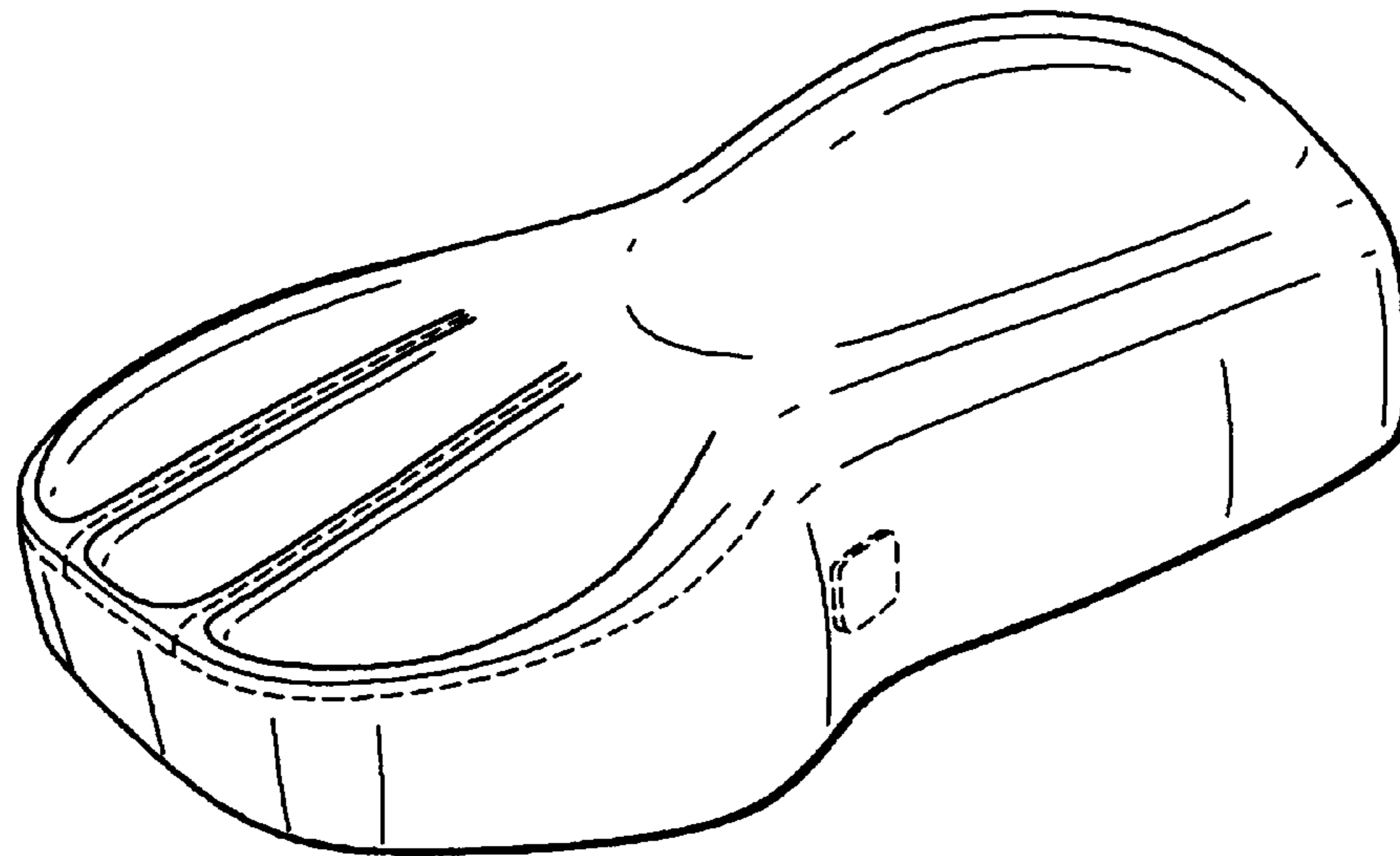


FIG. 2

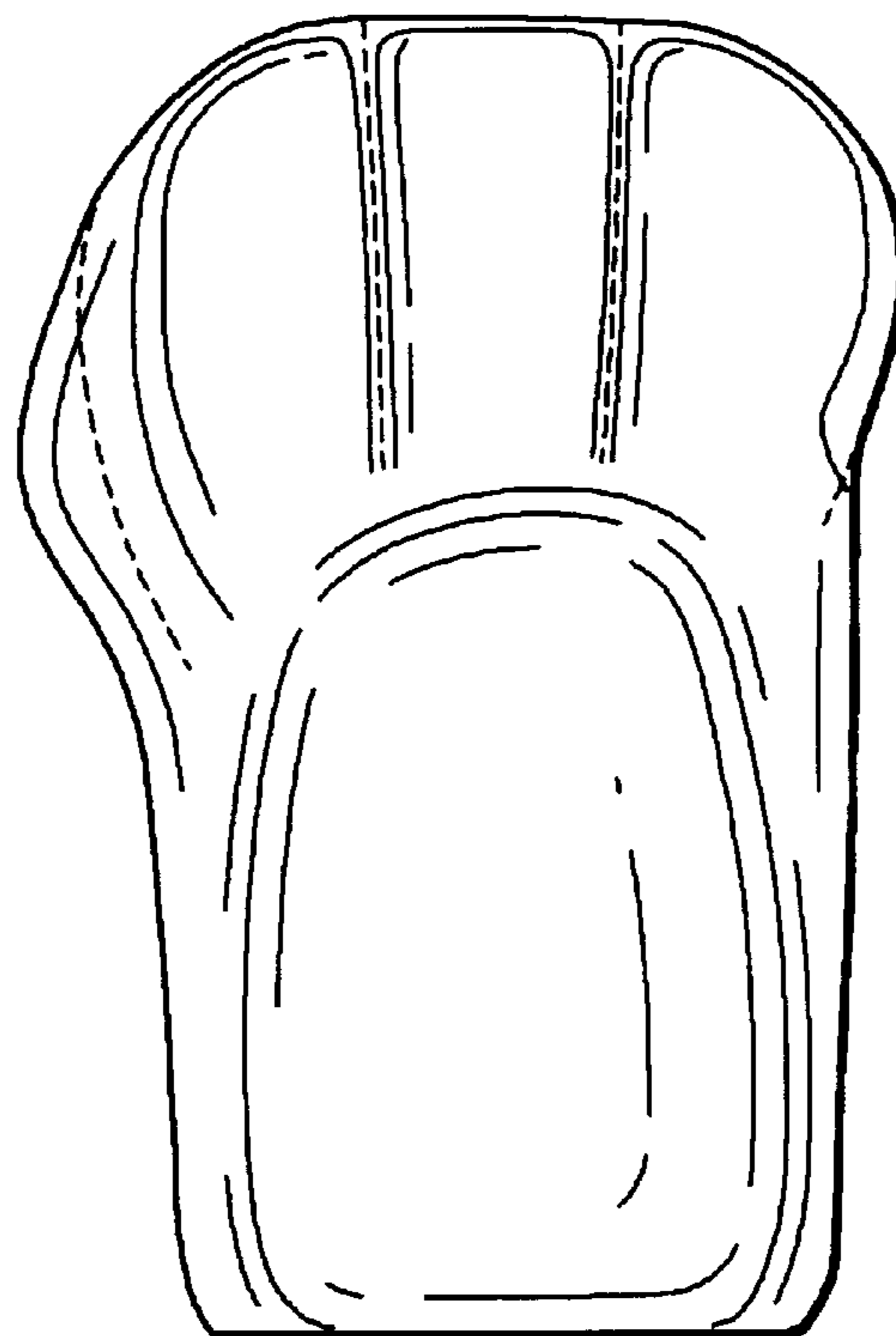


FIG. 3

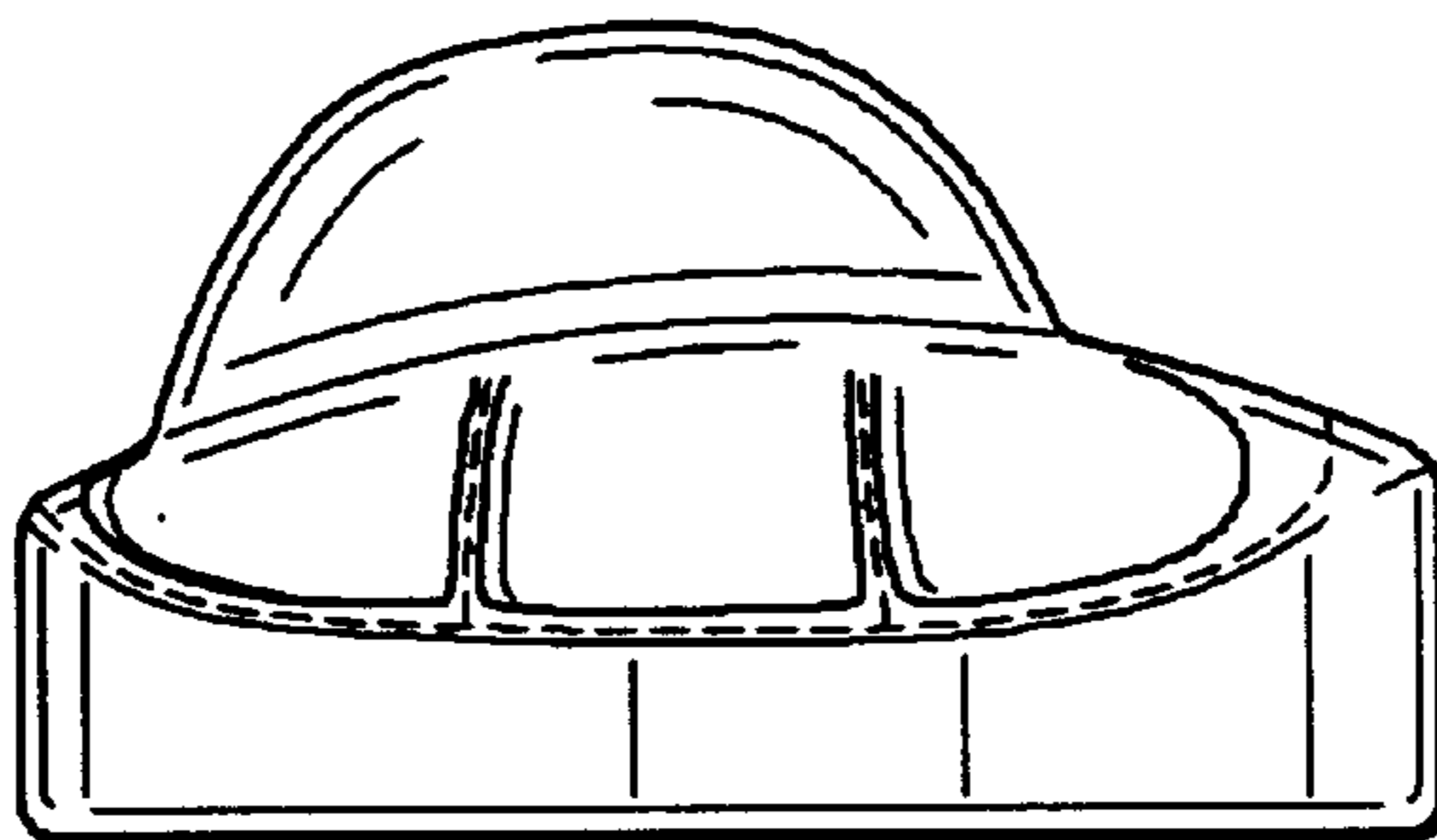


FIG. 4

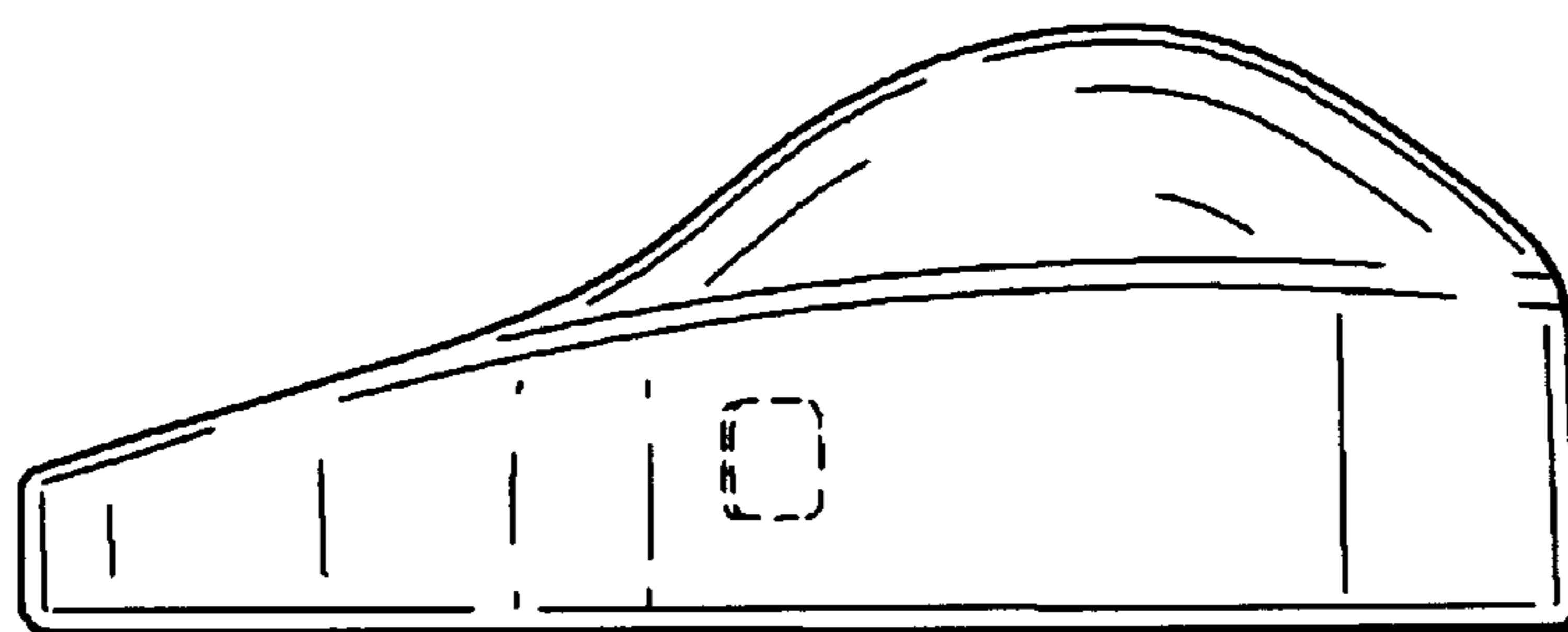


FIG. 5




FIG. 6

