

US00D526637S

(12) **United States Design Patent** (10) **Patent No.:** **US D526,637 S**
Shin (45) **Date of Patent:** **** Aug. 15, 2006**

(54) **CELLULAR PHONE**

(75) Inventor: **Ji Hoon Shin**, Seoul (KR)

(73) Assignee: **LG Electronics Inc.**, Seoul (KR)

(**) Term: **14 Years**

(21) Appl. No.: **29/225,955**

(22) Filed: **Mar. 23, 2005**

(30) **Foreign Application Priority Data**

Oct. 12, 2004 (KR) 30-2004-0031245

(51) **LOC (8) Cl.** **14-03**

(52) **U.S. Cl.** **D14/138**

(58) **Field of Classification Search** D14/137,
D14/138, 147-148, 247-248, 144, 218, 341-347;
379/433.01-433.13, 434; D13/168; D21/517;
455/556.1, 556.2, 566, 575.1, 90.3
See application file for complete search history.

(56) **References Cited**

U.S. PATENT DOCUMENTS

- D407,719 S * 4/1999 Nagano et al. D14/138
- D413,884 S * 9/1999 Ogawa D14/138
- D415,489 S * 10/1999 Ke D14/138
- D433,398 S * 11/2000 Meyer et al. D14/138
- D436,938 S * 1/2001 Won D14/138
- D456,375 S * 4/2002 Vuolteenaho et al. D14/138
- D459,328 S * 6/2002 Kurimoto D14/138
- D470,117 S * 2/2003 Langford D14/138
- D472,535 S * 4/2003 Ludwig D14/138
- D474,167 S * 5/2003 Lee et al. D14/138
- D479,515 S * 9/2003 Seo D14/138
- D479,711 S * 9/2003 Chen et al. D14/138
- D485,246 S * 1/2004 Johansson et al. D14/138
- D486,460 S * 2/2004 Bey et al. D14/138

- D487,067 S * 2/2004 Fuxen D14/138
- D487,070 S * 2/2004 Ludwig D14/138
- D487,258 S * 3/2004 Fuxen D14/138
- D487,437 S * 3/2004 Ludwig D14/138
- D487,572 S * 3/2004 Munstermann D14/138
- D488,787 S * 4/2004 Jung D14/138
- D490,790 S * 6/2004 Fuxen et al. D14/138
- D493,437 S * 7/2004 Okada et al. D14/138
- D495,671 S * 9/2004 Piacenza D14/138
- D496,640 S * 9/2004 Seo D14/138
- D496,641 S * 9/2004 Seo D14/138
- D513,503 S * 1/2006 Huang D14/138
- D513,504 S * 1/2006 Keunecke D14/138

FOREIGN PATENT DOCUMENTS

- WO DM/053863 * 10/2000
- WO DM/059367 * 3/2002

* cited by examiner

Primary Examiner—Jeffrey Asch

(74) *Attorney, Agent, or Firm*—Birch, Stewart, Kolasch & Birch, LLP

(57) **CLAIM**

I claim the ornamental design for cellular phone, as shown and described.

DESCRIPTION

FIG. 1 is a perspective view of cellular phone showing the new design;
FIG. 2 is a front elevation view thereof;
FIG. 3 is a rear elevation view thereof;
FIG. 4 is a left-side elevation view thereof;
FIG. 5 is a right-side elevation view thereof;
FIG. 6 is a top plan view thereof; and,
FIG. 7 is a bottom plan view thereof.

1 Claim, 4 Drawing Sheets

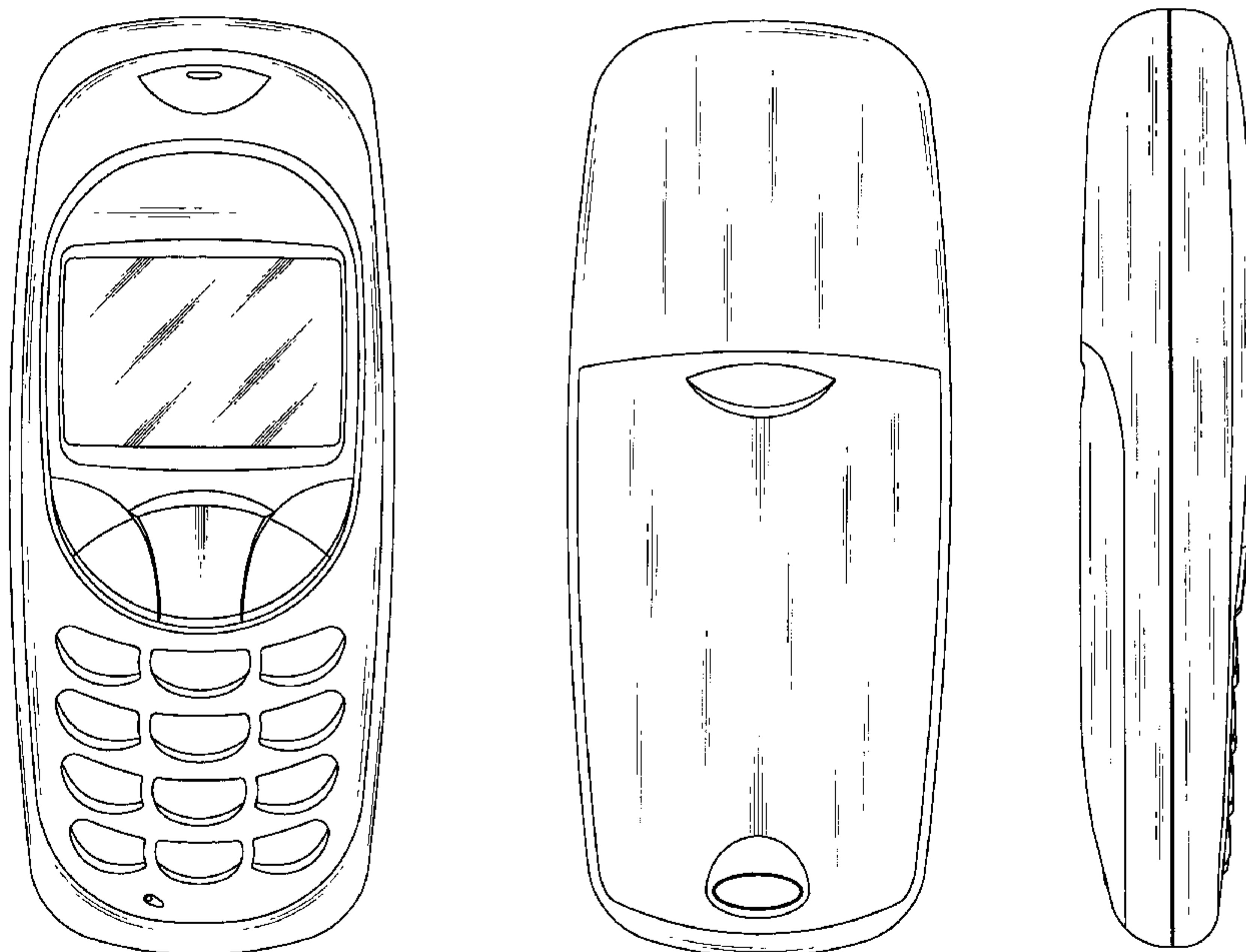


FIG. 1

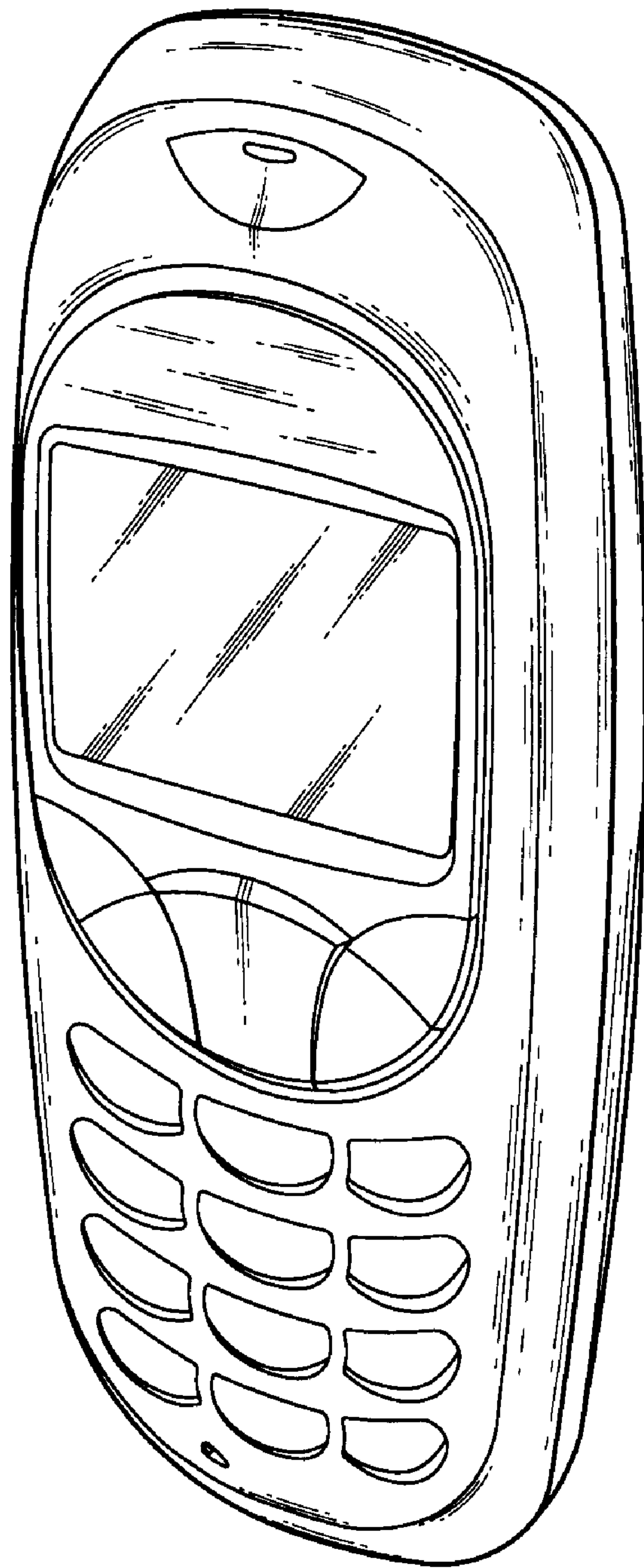


FIG. 2

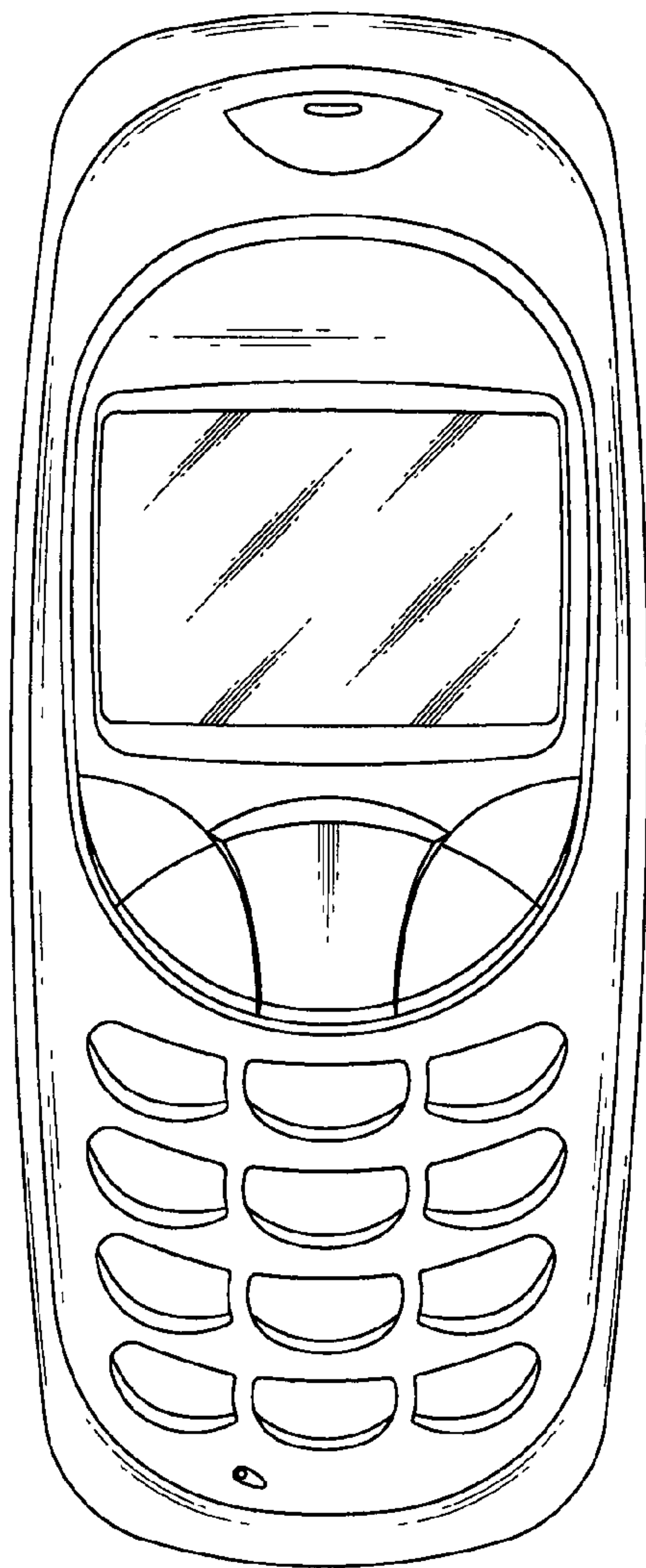


FIG. 3

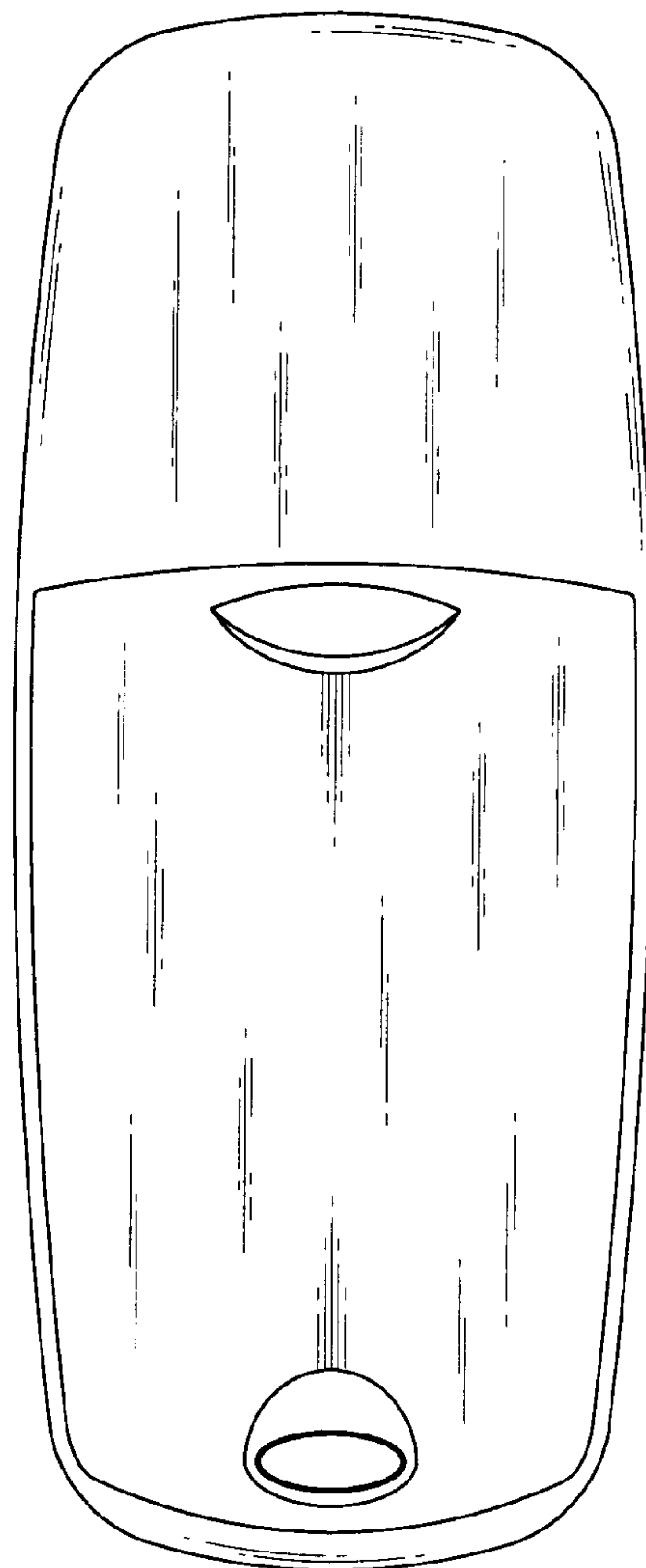


FIG. 4



FIG. 5



FIG. 6




FIG. 7

