

US00D526632S

(12) **United States Design Patent**
Ryu

(10) **Patent No.:** **US D526,632 S**

(45) **Date of Patent:** **** Aug. 15, 2006**

(54) **DVD PLAYER**

D475,357 S * 6/2003 Tejima D14/135
D494,555 S * 8/2004 Wu D14/136
D499,706 S * 12/2004 Kawano D14/135

(75) Inventor: **Jung Han Ryu**, Seoul (KR)

* cited by examiner

(73) Assignee: **LG Electronics Inc.**, Seoul (KR)

Primary Examiner—Nanda Bondade

(**) Term: **14 Years**

(74) *Attorney, Agent, or Firm*—Birch, Stewart, Kolasch & Birch, LLP

(21) Appl. No.: **29/227,135**

(22) Filed: **Apr. 7, 2005**

(57) **CLAIM**

(30) **Foreign Application Priority Data**

The ornamental design for a DVD player, as shown.

Oct. 8, 2004 (KR) 30-2004-0030902

DESCRIPTION

(51) **LOC (8) Cl.** **14-01**

FIG. 1 is a front, left perspective view of the DVD player showing my new design;

(52) **U.S. Cl.** **D14/136**

FIG. 2 is a front view thereof;

(58) **Field of Classification Search** D14/135-136,
D14/156-157, 160-165, 167-168, 192-198,
D14/188, 217, 257, 258, 445; 360/99.02,
360/99.07; 369/75.11, 75.21, 77.21, 77.11;
720/612, 619, 647, 655, 615; 455/344, 347-351
See application file for complete search history.

FIG. 3 is a rear view thereof;

FIG. 4 is a left side view thereof;

FIG. 5 is a right side view thereof;

FIG. 6 is a top view thereof; and,

FIG. 7 is a bottom view thereof.

(56) **References Cited**

U.S. PATENT DOCUMENTS

4,833,666 A * 5/1989 Gijzen et al. 720/615

1 Claim, 4 Drawing Sheets

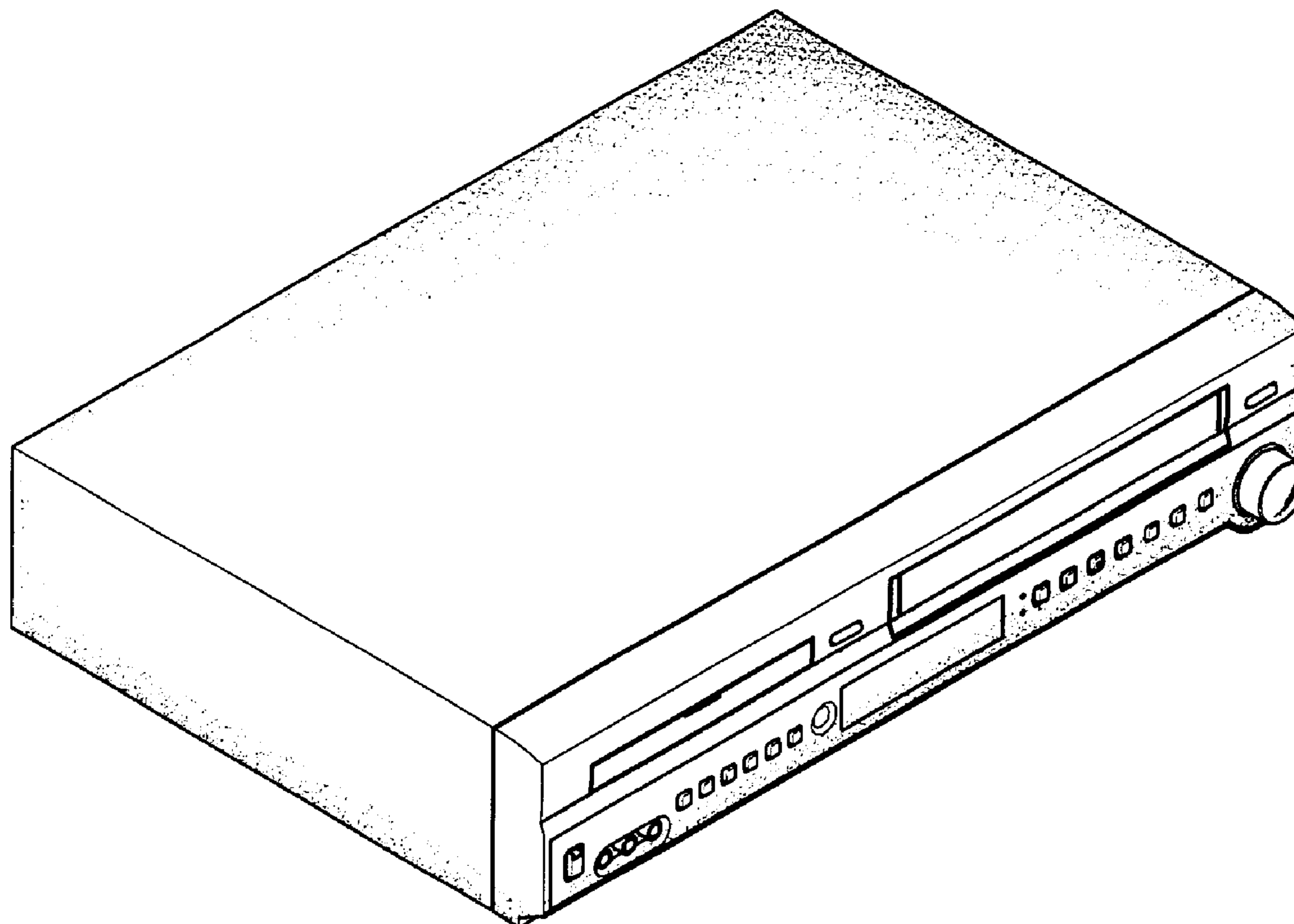


Fig. 1

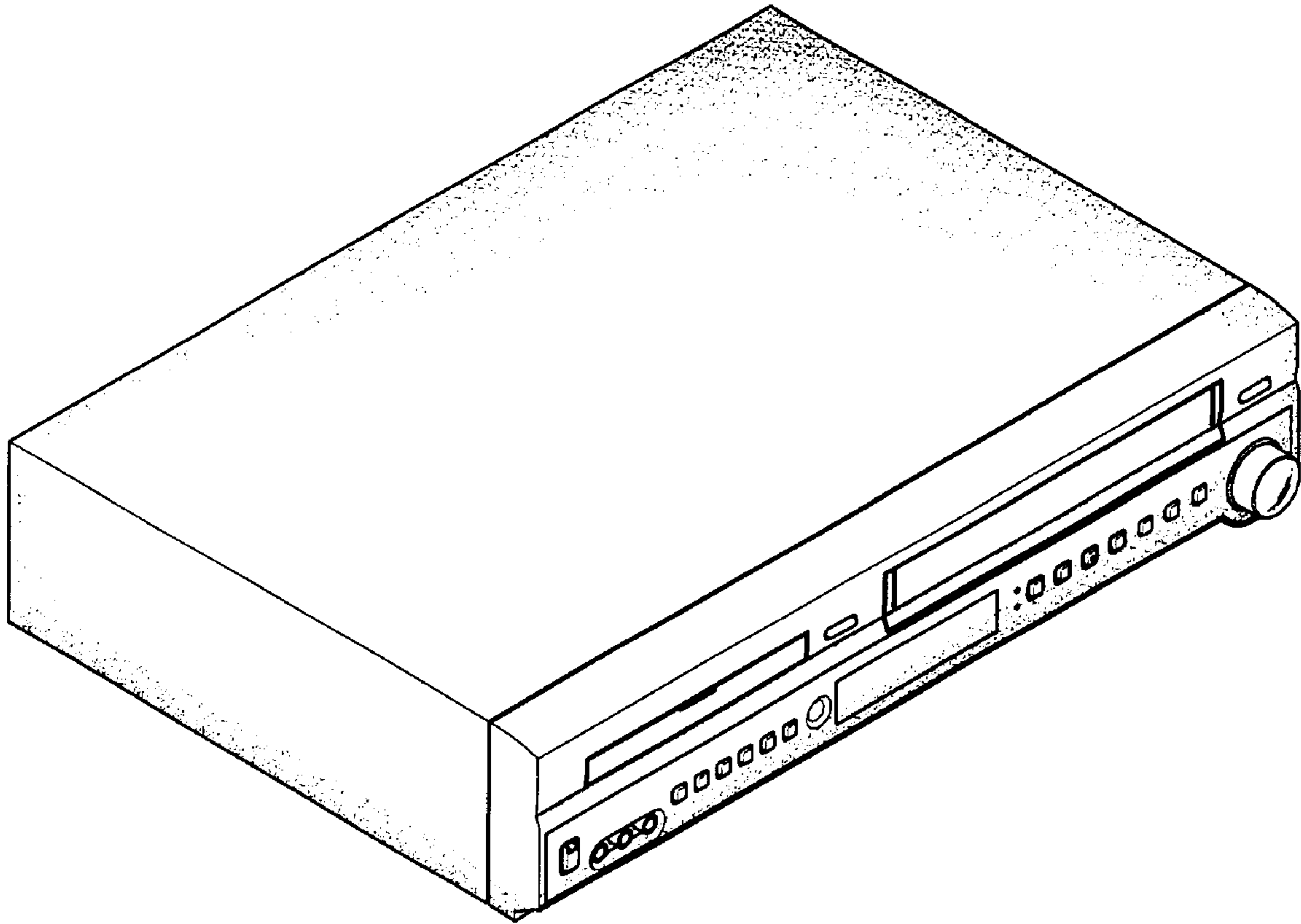


Fig. 2

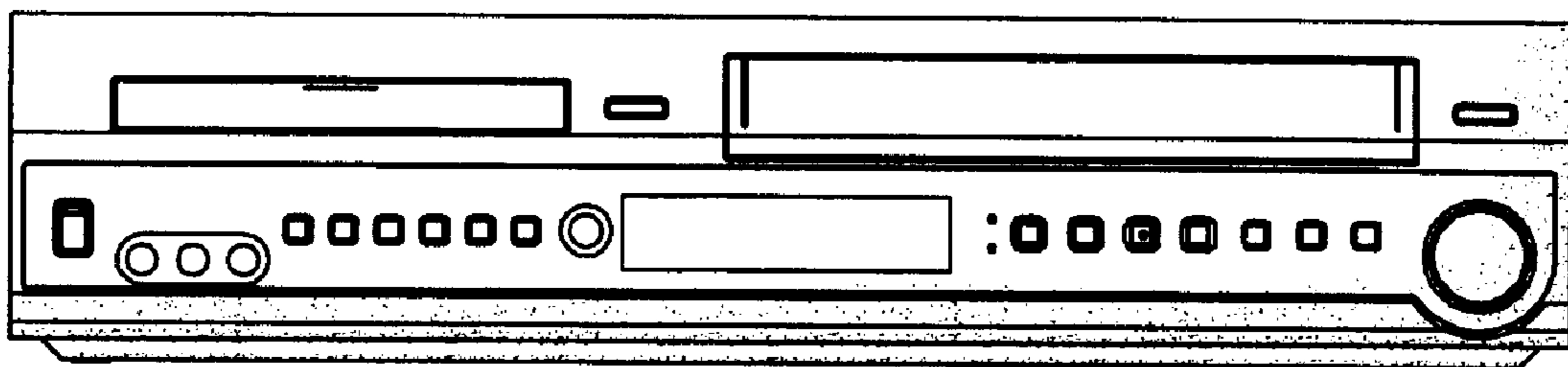


Fig. 3




Fig. 4




Fig. 5




Fig. 6

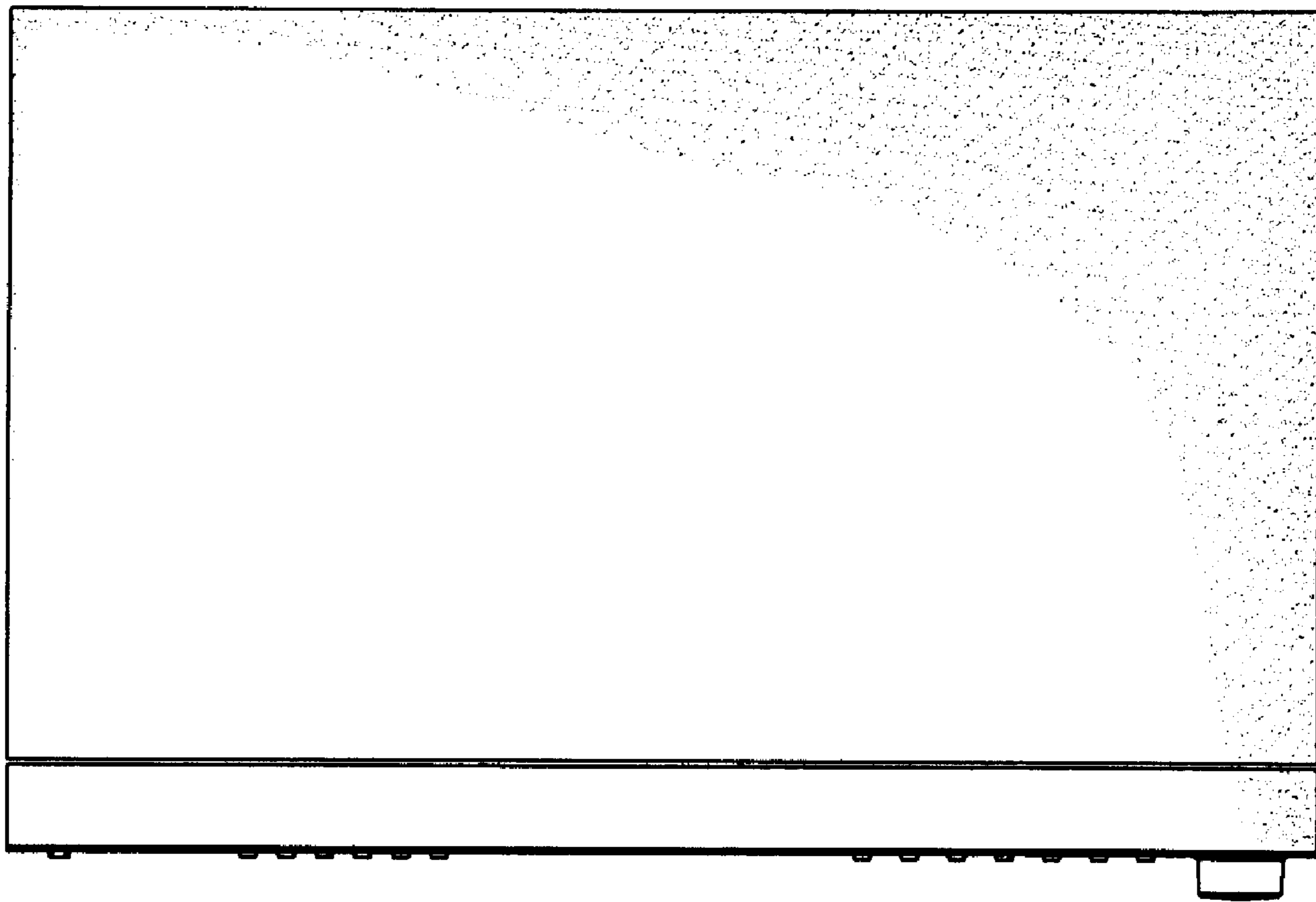


Fig. 7

