



US00D526623S

(12) **United States Design Patent**  
**Yin et al.**

(10) **Patent No.: US D526,623 S**

(45) **Date of Patent: \*\* Aug. 15, 2006**

(54) **CONTROLLER**

(75) Inventors: **Cheung Chor Yin**, Hong Kong (CN);  
**William B. Pittard**, Los Angeles, CA  
(US)

(73) Assignee: **Comchoice Corp.**, El Segundo, CA  
(US)

(\*\*) **Term: 14 Years**

(21) Appl. No.: **29/238,875**

(22) Filed: **Sep. 22, 2005**

**Related U.S. Application Data**

(63) Continuation-in-part of application No. 29/226,432, filed on  
Mar. 28, 2005.

(51) **LOC (8) Cl.** ..... **13-03**

(52) **U.S. Cl.** ..... **D13/168**

(58) **Field of Classification Search** ..... D13/168;  
D10/104, 106; D14/218, 247; 340/825.22,  
340/825.24, 825.25, 825.31, 825.36, 825.69,  
340/825.71, 825.72; 341/20, 22, 23, 34, 173,  
341/174, 176; 345/156, 168, 169; 348/734;  
455/92, 95, 100, 128, 151.1-151.4, 325-355;  
463/39, 42; 700/17, 19, 20, 281

See application file for complete search history.

(56) **References Cited**

**U.S. PATENT DOCUMENTS**

D351,591 S \* 10/1994 Chen ..... D13/168

D421,986 S \* 3/2000 Foote ..... D14/138  
D460,052 S \* 7/2002 Olen ..... D13/168  
D468,274 S \* 1/2003 Novak ..... D13/168  
D512,028 S \* 11/2005 Martin ..... D13/168  
2005/0068190 A1 \* 3/2005 Krause ..... 340/825.22

**OTHER PUBLICATIONS**

Stephanie Kang, "Bright Spot in Toyland—In a stagnant market, educational toys are standouts—especially among the preschool set", *The Wall Street Journal*, Page No. R13, May 23, 2005, 1 page.

\* cited by examiner

*Primary Examiner*—Selina Sikder

(74) *Attorney, Agent, or Firm*—Darby & Darby P.C.

(57) **CLAIM**

The ornamental design for a controller, as shown and described.

**DESCRIPTION**

FIG. 1 is a perspective view of the controller showing our new design;

FIG. 2 is a front elevational view thereof;

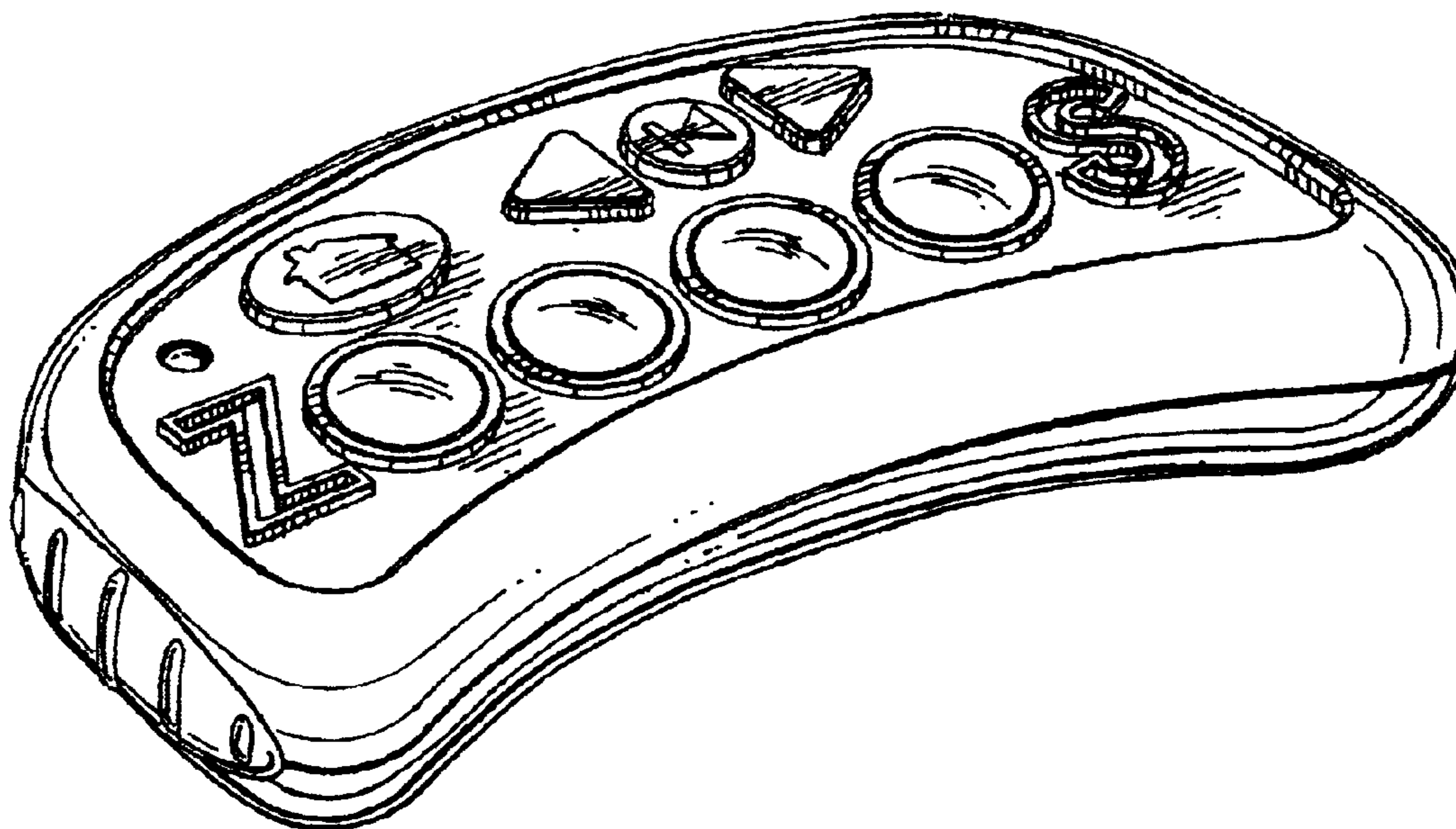
FIG. 3 is a right side elevational view thereof, and the left side is a mirror image;

FIG. 4 is a rear elevational view thereof;

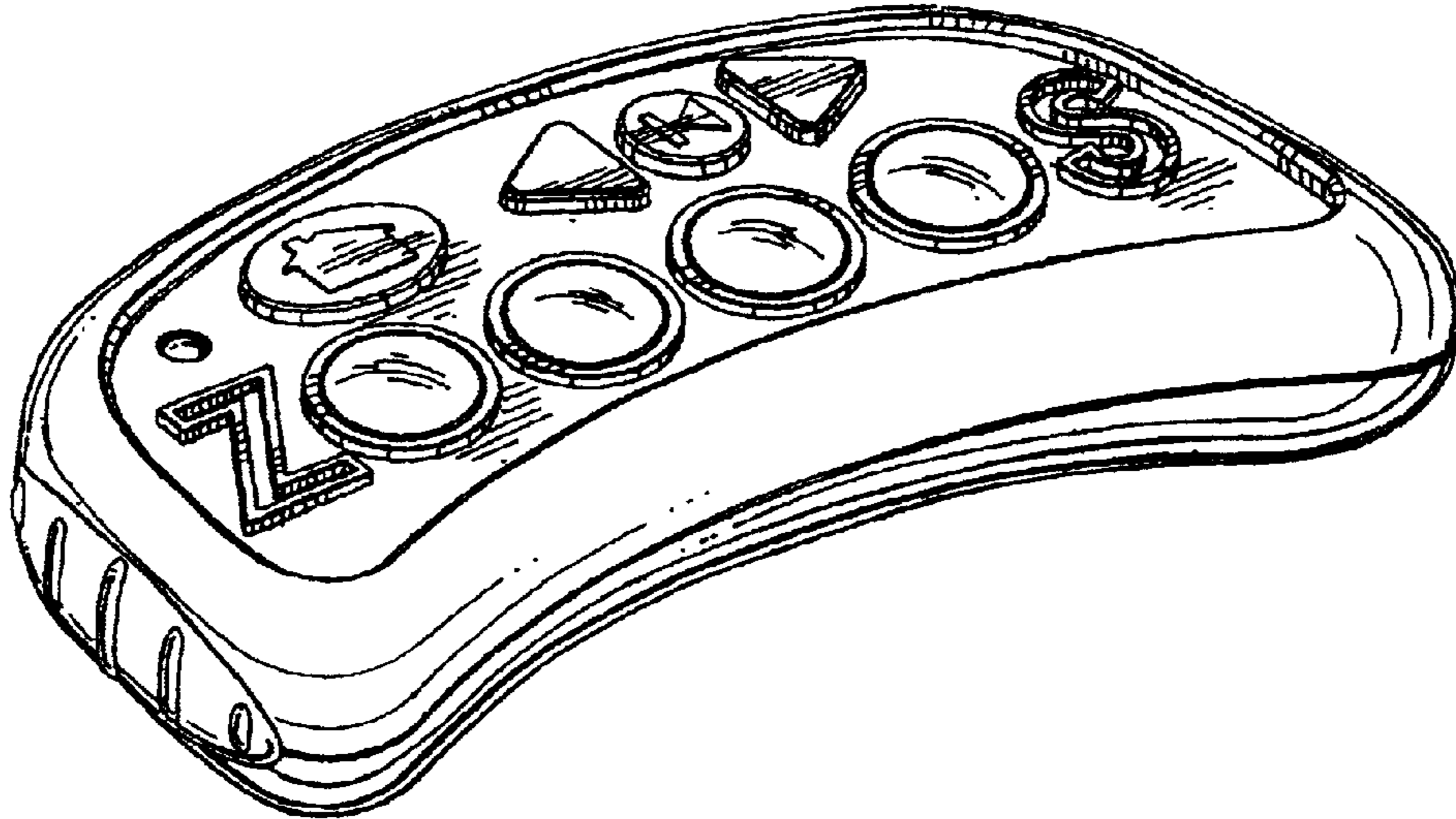
FIG. 5 is a top plan view thereof; and,

FIG. 6 is a bottom plan view thereof wherein the broken lines showing of the environment is for illustrative purposes only and forms no part of the claimed design.


**1 Claim, 2 Drawing Sheets**



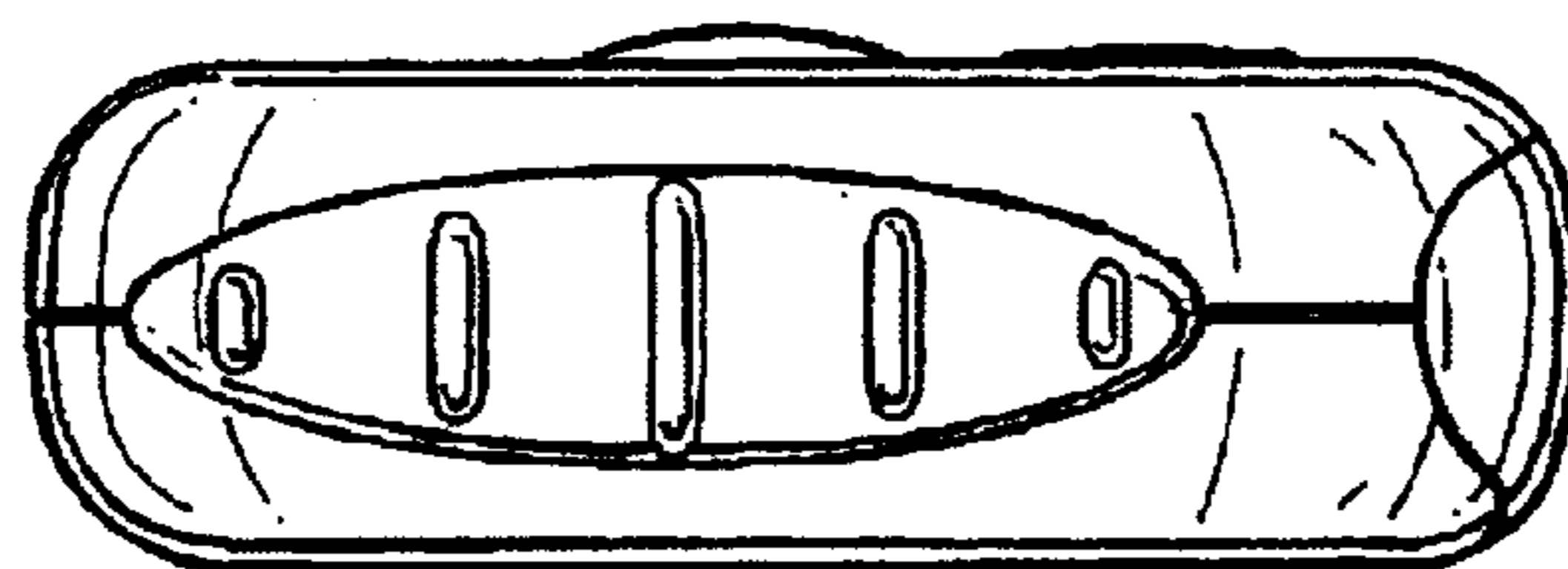
**FIG. 1**




**FIG. 2**



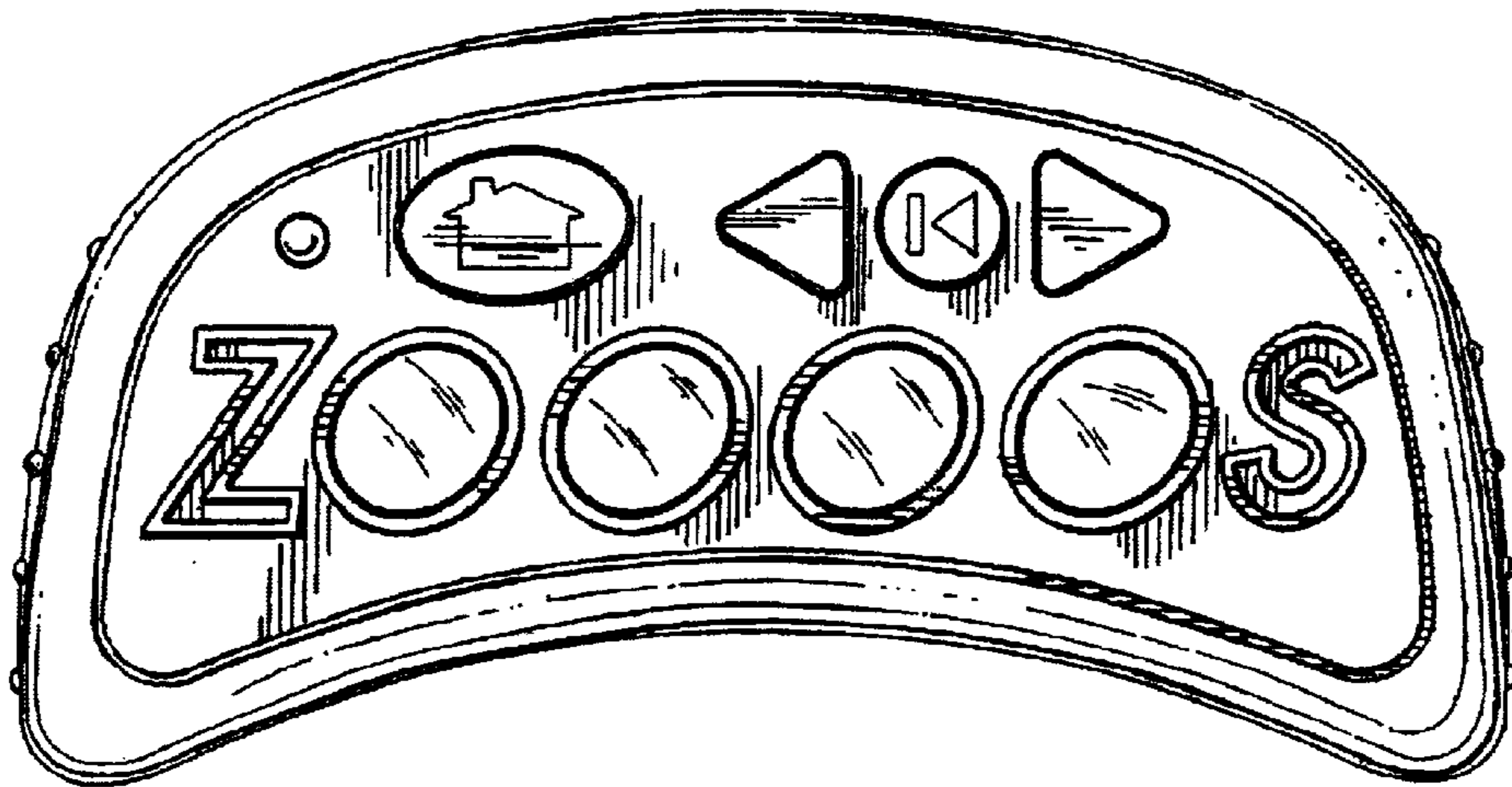
**FIG. 3**



**FIG. 4**



**FIG. 5**



**FIG. 6**

