



US00D526592S

(12) **United States Design Patent**
Crawford

(10) **Patent No.:** **US D526,592 S**

(45) **Date of Patent:** **** Aug. 15, 2006**

(54) **ARTICLE OF JEWELRY**

(75) **Inventor:** **Gregory C. Crawford**, 15 Camilla Ct.,
Macon, GA (US) 31210

(73) **Assignee:** **Gregory C. Crawford**, Macon, GA
(US)

(**) **Term:** **14 Years**

(21) **Appl. No.:** **29/215,616**

(22) **Filed:** **Oct. 21, 2004**

(51) **LOC (8) Cl.** **11-01**

(52) **U.S. Cl.** **D11/86**

(58) **Field of Classification Search** D11/1-2,
D11/7, 40-44, 46-49, 53, 56-57, 59-61,
D11/63, 65, 79-83, 86-87, 89, 90, 99-101,
D11/106, 114-116, 200-201; 63/1.11, 18-20;
D3/207-211

See application file for complete search history.

(56) **References Cited**

U.S. PATENT DOCUMENTS

D75,461 S * 6/1928 Arnold D11/223

D130,852 S * 12/1941 Rothschild D11/223
D367,436 S * 2/1996 Bloch et al. D11/108
D467,193 S * 12/2002 Jongsoonthornthurakit .. D11/79
D498,894 S * 11/2004 Gould D99/27

* cited by examiner

Primary Examiner—Ralf Seifert

(57) **CLAIM**

The ornamental design for an article of jewelry, as shown
and described.

DESCRIPTION

FIG. 1 is a front elevational view of an article of jewelry
showing my new design.


FIG. 2 is a rear elevational view thereof;

FIG. 3 is a left side elevational view thereof, the right side
elevational view being a mirror image;

FIG. 4 is a top plan view thereof; and,

FIG. 5 is a bottom plan view thereof.

1 Claim, 1 Drawing Sheet



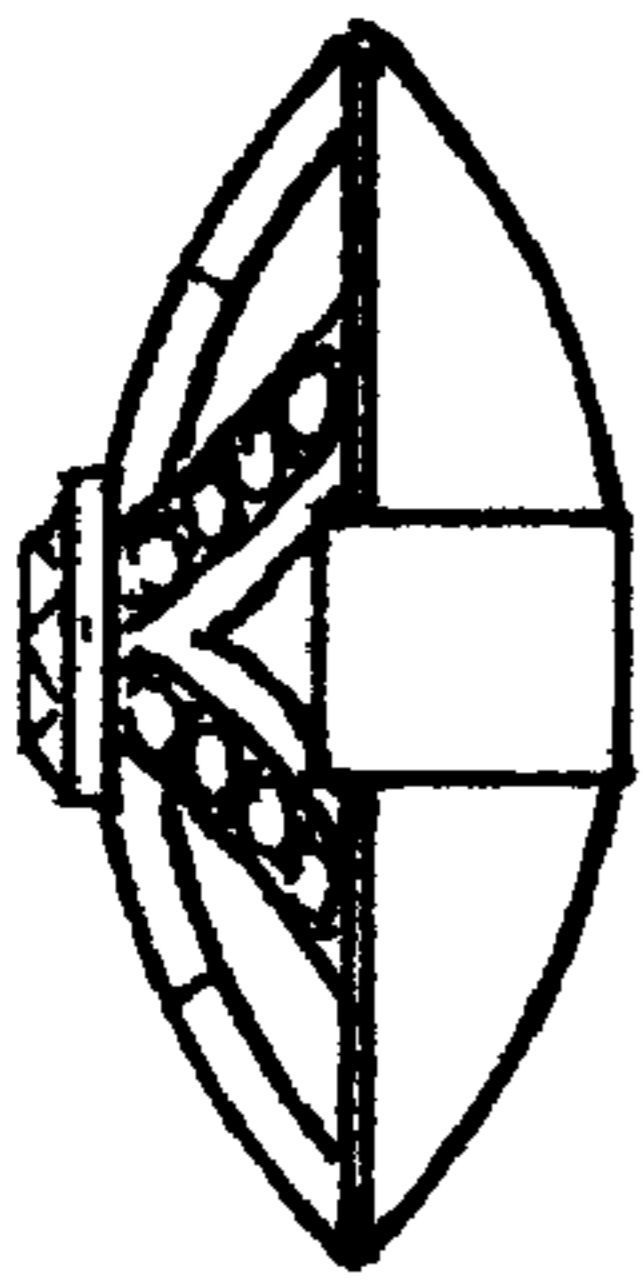


FIGURE 4.




FIGURE 1.

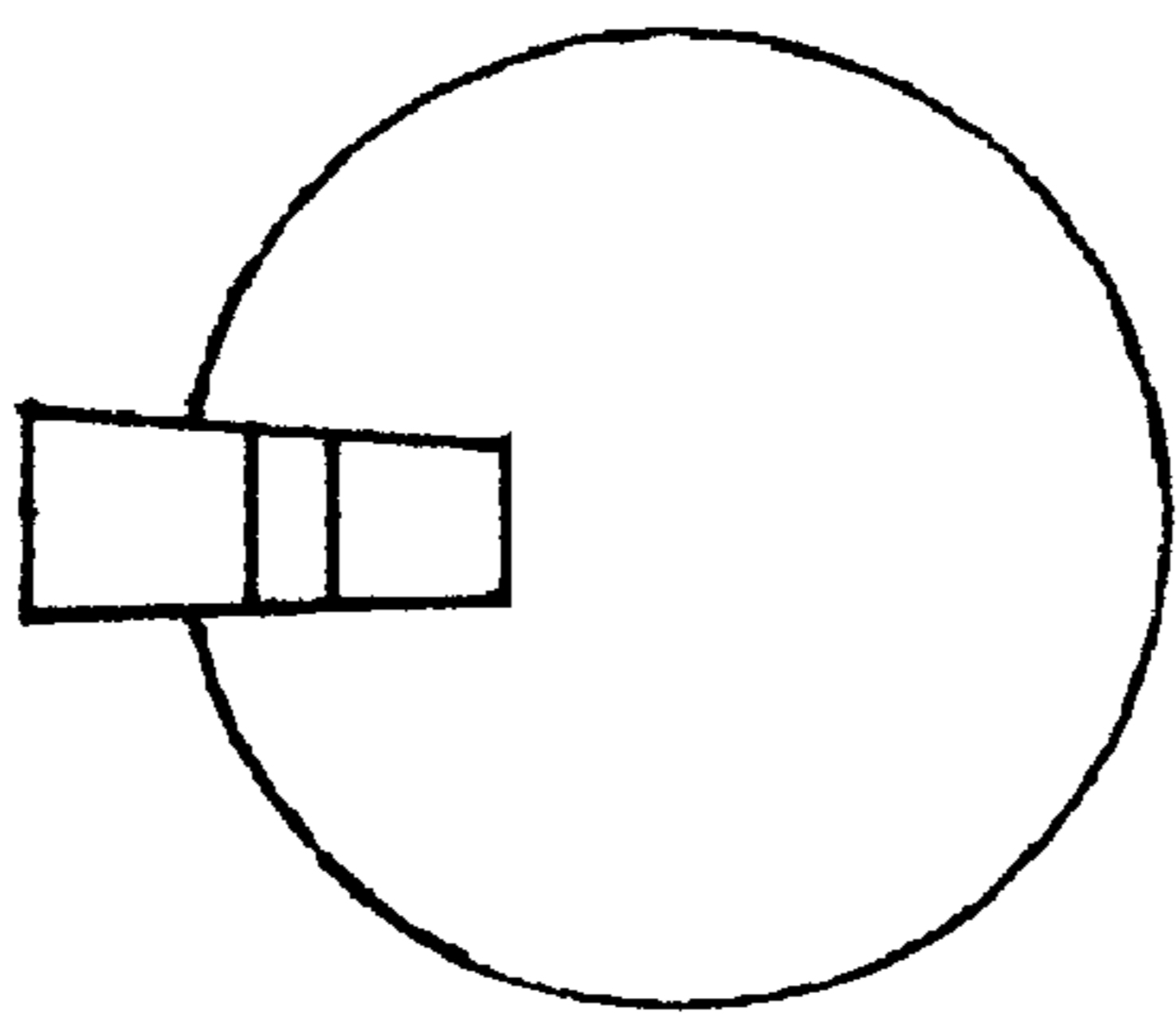


FIGURE 2.

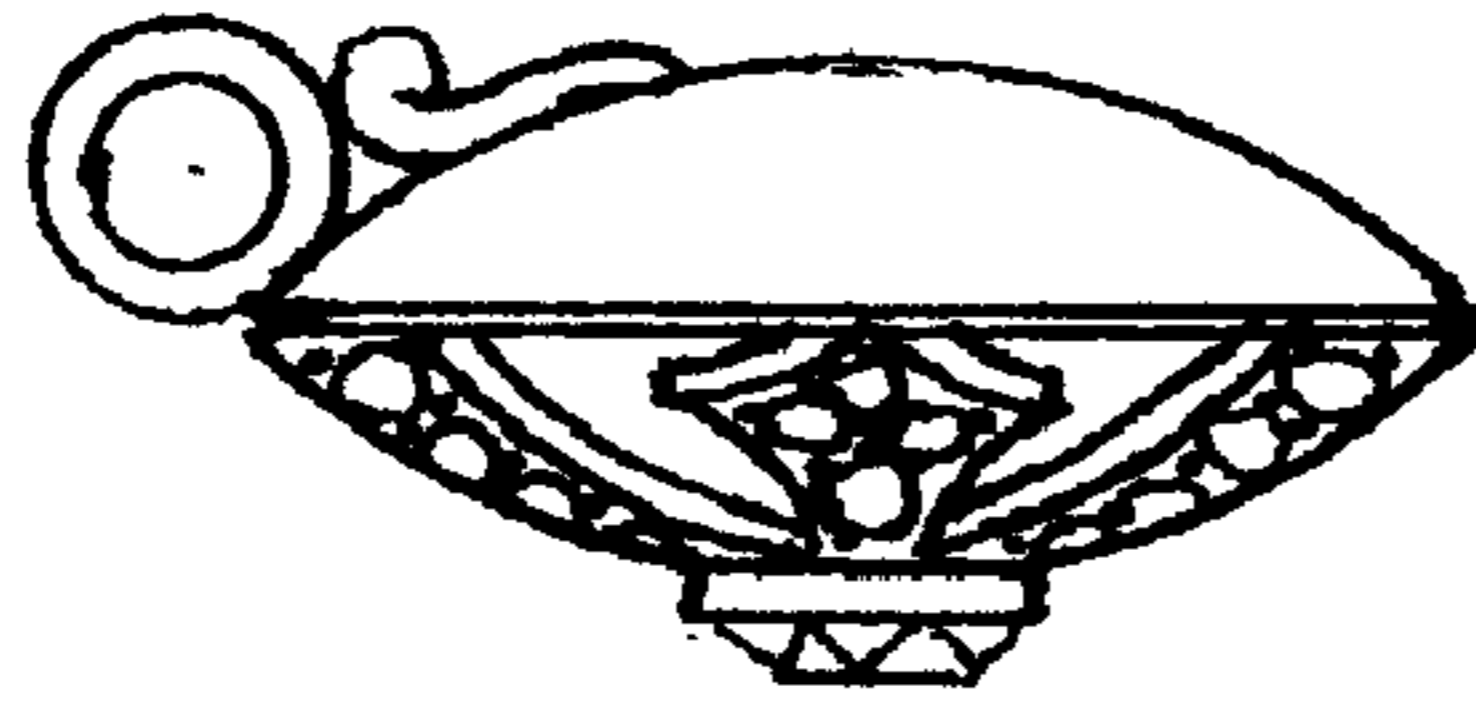


FIGURE 3.

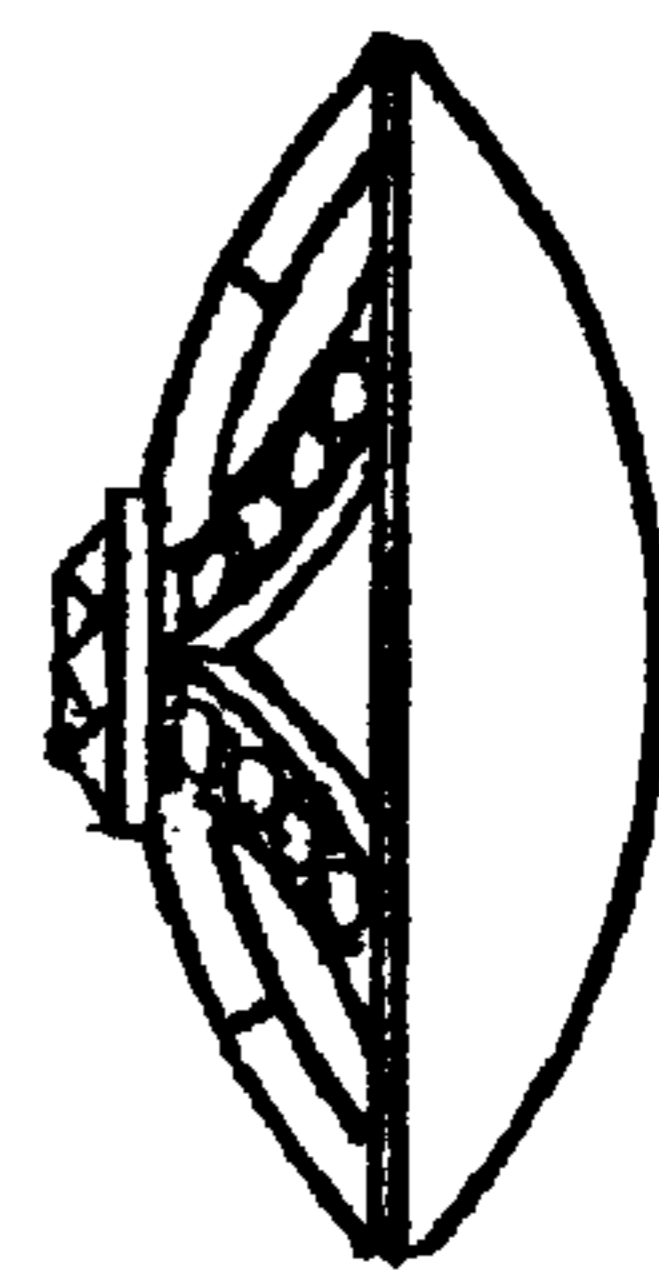


FIGURE 5.