



US00D526589S

(12) **United States Design Patent**
Stowers et al.

(10) **Patent No.:** **US D526,589 S**

(45) **Date of Patent:** **** Aug. 15, 2006**

(54) **TIRE PRESSURE GAUGE**

(75) Inventors: **David C. Stowers**, Morristown, NJ
(US); **Henry J. Mack, Jr.**, Phillipsburg,
NJ (US)

(73) Assignee: **Measurement Ltd.**

(**) Term: **14 Years**

(21) Appl. No.: **29/239,695**

(22) Filed: **Oct. 3, 2005**

(51) **LOC (8) Cl.** **10-04**

(52) **U.S. Cl.** **D10/86**

(58) **Field of Classification Search** D10/86,
D10/85; 73/732, 744, 742, 717, 741, 146.3,
73/146.8; 116/34 R, 272; 702/140
See application file for complete search history.

D337,730 S 7/1993 Rosenfeld D10/86
D338,839 S 8/1993 Akins D10/86
D349,659 S 8/1994 Huang D10/86
D352,252 S 11/1994 Huang D10/86
D361,950 S 9/1995 Mascio D10/86
D366,845 S 2/1996 Handfield et al. D10/86
D366,846 S 2/1996 Handfield et al. D10/86
D367,432 S 2/1996 Solloway D10/86
5,640,776 A 6/1997 Krauss 33/203
D390,140 S 2/1998 Germanton D10/86
D395,835 S 7/1998 Okuyama et al. D10/85
D402,997 S 12/1998 Campbell et al. D15/7
D409,509 S 5/1999 Petrucelli et al. D10/86
D409,931 S 5/1999 Petrucelli et al. D10/86
D419,085 S 1/2000 Prus D10/86
D420,299 S 2/2000 Jahn D10/86
D427,092 S 6/2000 Wu D10/86
D427,093 S 6/2000 Wu D10/86
D440,893 S 4/2001 Van Zeyl D10/86
D440,894 S 4/2001 Van Zeyl D10/86
D440,895 S 4/2001 Van Zeyl D10/86
D441,674 S 5/2001 Van Zeyl D10/86

(56) **References Cited**

(Continued)

U.S. PATENT DOCUMENTS

D247,429 S 3/1978 Teal D10/86
D259,863 S 7/1981 Eller D10/86
D280,215 S 8/1985 Huang D19/36
D286,270 S 10/1986 Huang D10/86
D294,229 S 2/1988 Bonazzi D10/46
4,748,845 A 6/1988 Rocco et al. 73/146.8
4,782,448 A 11/1988 Milstein 364/464.01
D300,729 S 4/1989 Skaggs et al. D10/86
4,827,764 A 5/1989 Hwang 73/146.8
4,845,980 A 7/1989 Weng 73/146.8
4,916,944 A 4/1990 Ho-Chuan 73/146.8
4,924,697 A 5/1990 Hunt et al. 73/146.8
D314,159 S 1/1991 O'Connor D10/86
4,998,438 A 3/1991 Martin 73/146.8
D316,980 S 5/1991 Brinker et al. D10/86
D317,880 S 7/1991 Meehan D10/86
5,033,296 A 7/1991 Huang 73/146.8
D320,170 S 9/1991 Hwang D10/86
D320,756 S 10/1991 Ohno et al. D10/86
5,117,684 A 6/1992 Hwang 73/146.8
D331,371 S 12/1992 Weng D10/86
D335,465 S 5/1993 Garrison, III D10/86
D336,735 S 6/1993 Nulsen D10/86

Primary Examiner—Antoine D. Davis

Assistant Examiner—Patricia Palasik

(74) *Attorney, Agent, or Firm*—Plevy, Howard & Darcy PC

(57) **CLAIM**

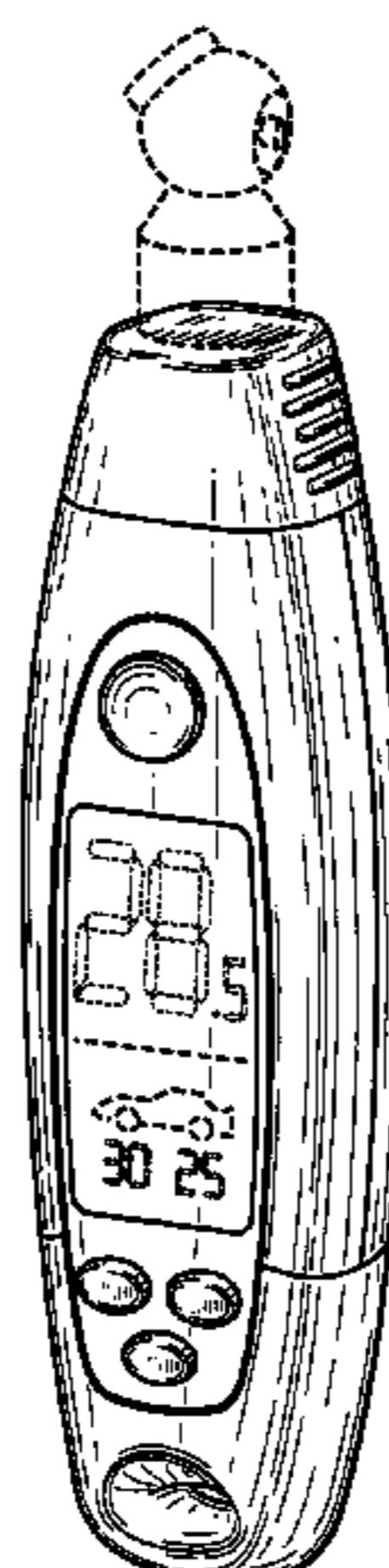
The ornamental design for a tire pressure gauge, as shown and described.

DESCRIPTION

FIG. 1 is a front perspective view of a tire pressure gauge showing our new design;
FIG. 2 is a front plan view thereof;
FIG. 3 is a rear plan view thereof;
FIG. 4 is a left side elevational view thereof;
FIG. 5 is a right side elevational view thereof;
FIG. 6 is a top view thereof; and,
FIG. 7 is a bottom view thereof.

The matter shown in broken lines is shown for illustrative purposes only, and forms no part of the claimed design.

1 Claim, 6 Drawing Sheets



US D526,589 S

Page 2

U.S. PATENT DOCUMENTS

D447,970 S	9/2001	Cappiello et al.	D10/86	D496,602 S	9/2004	Shipman	D10/86	
D450,257 S	11/2001	Bressler et al.	D10/86	D498,154 S	11/2004	Wang	D10/86	
D455,361 S	4/2002	Super et al.	D10/86	D501,146 S	*	1/2005	Durr et al.	D10/86
D455,666 S	4/2002	Cappiello et al.	D10/86	D501,417 S	2/2005	Tseng	D10/86	
D458,857 S	6/2002	Tseng	D10/86	D501,418 S	2/2005	Wang	D10/86	
D459,257 S	6/2002	Petrucci	D10/86	D502,214 S	2/2005	Davis et al.	D19/36	
D459,668 S	7/2002	Petrucci	D10/86	D502,656 S	3/2005	Fujioka	D10/86	
D460,704 S	7/2002	Peele	D10/86	D502,734 S	3/2005	Davis et al.	D19/36	
D462,627 S	9/2002	Petrucci	D10/86	D502,735 S	3/2005	Davis et al.	D19/36	
D469,706 S	2/2003	Huang	D10/86	D503,898 S	4/2005	Durr et al.	D10/86	
D472,172 S	3/2003	Fujioka et al.	D10/86	D504,630 S	5/2005	Wang	D10/86	
D474,124 S	5/2003	Krieger et al.	D10/86	D505,088 S	5/2005	Durr et al.	D10/86	
D488,082 S	4/2004	Durr et al.	D10/86	D505,871 S	6/2005	Little et al.	D10/85	
D491,480 S	6/2004	Huang et al.	D10/86	D505,872 S	*	6/2005	Durr et al.	D10/86
D492,608 S	7/2004	Fujioka	D10/86	D506,154 S	6/2005	Cowan et al.	D10/86	

* cited by examiner

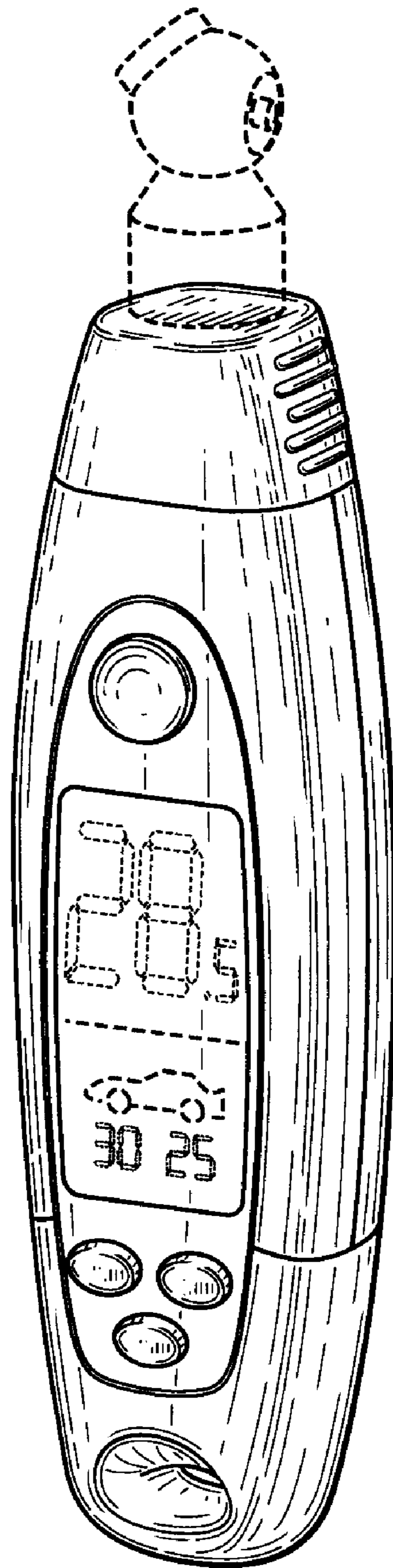


FIG. 1

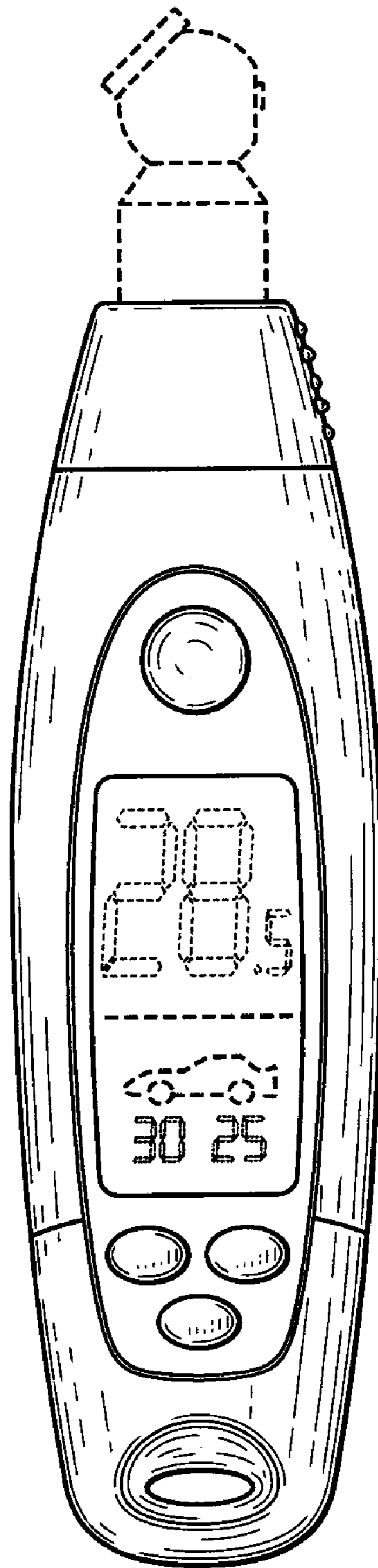


FIG. 2

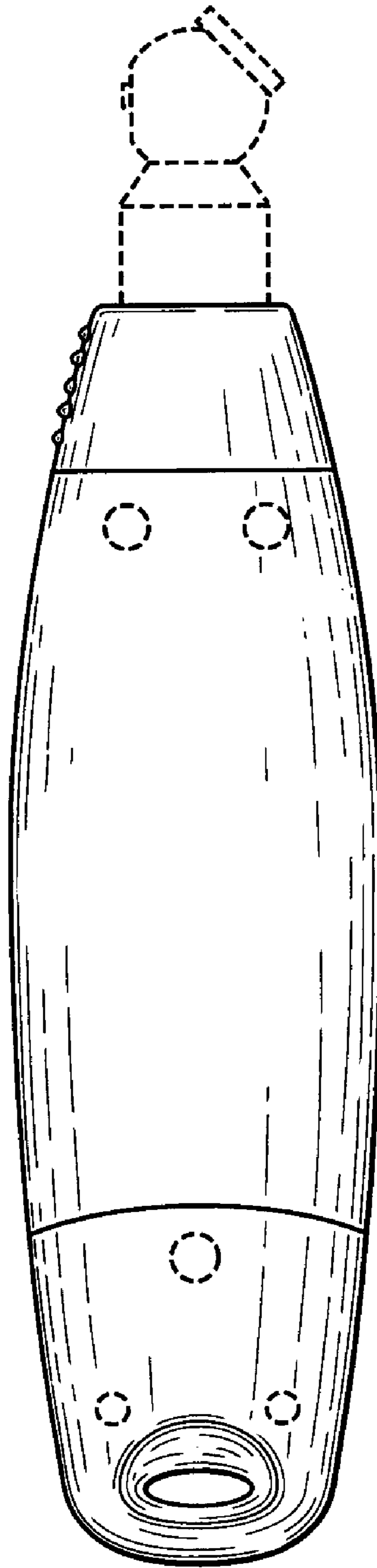


FIG. 3




FIG. 4

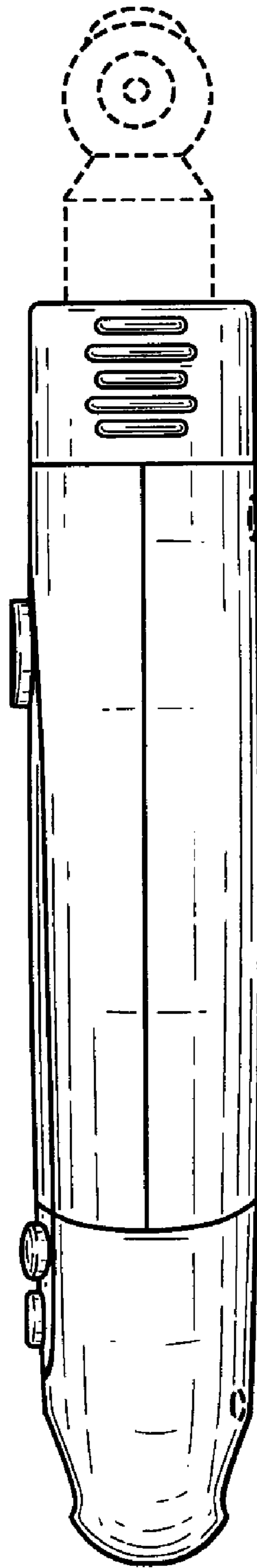


FIG. 5

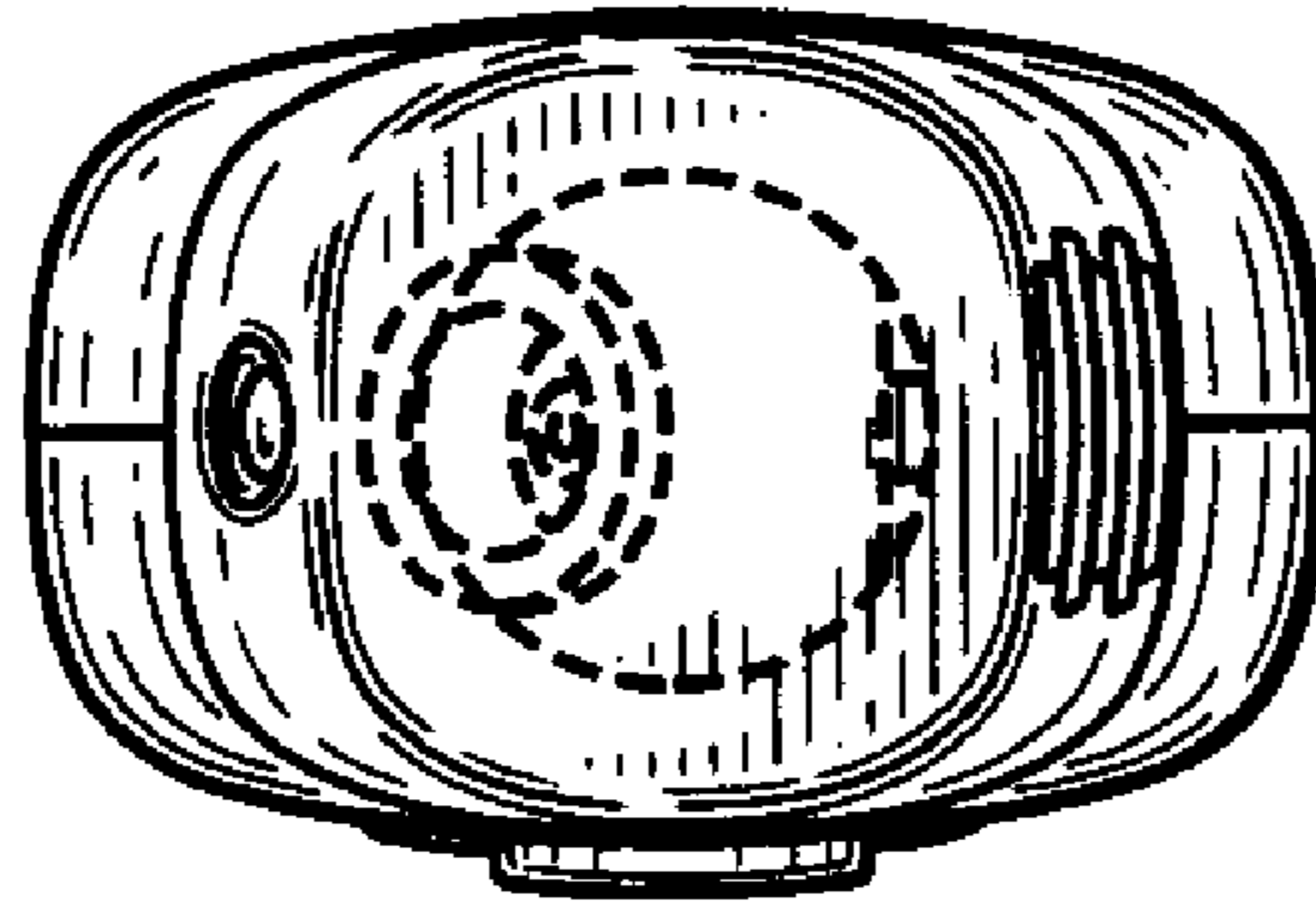


FIG. 6

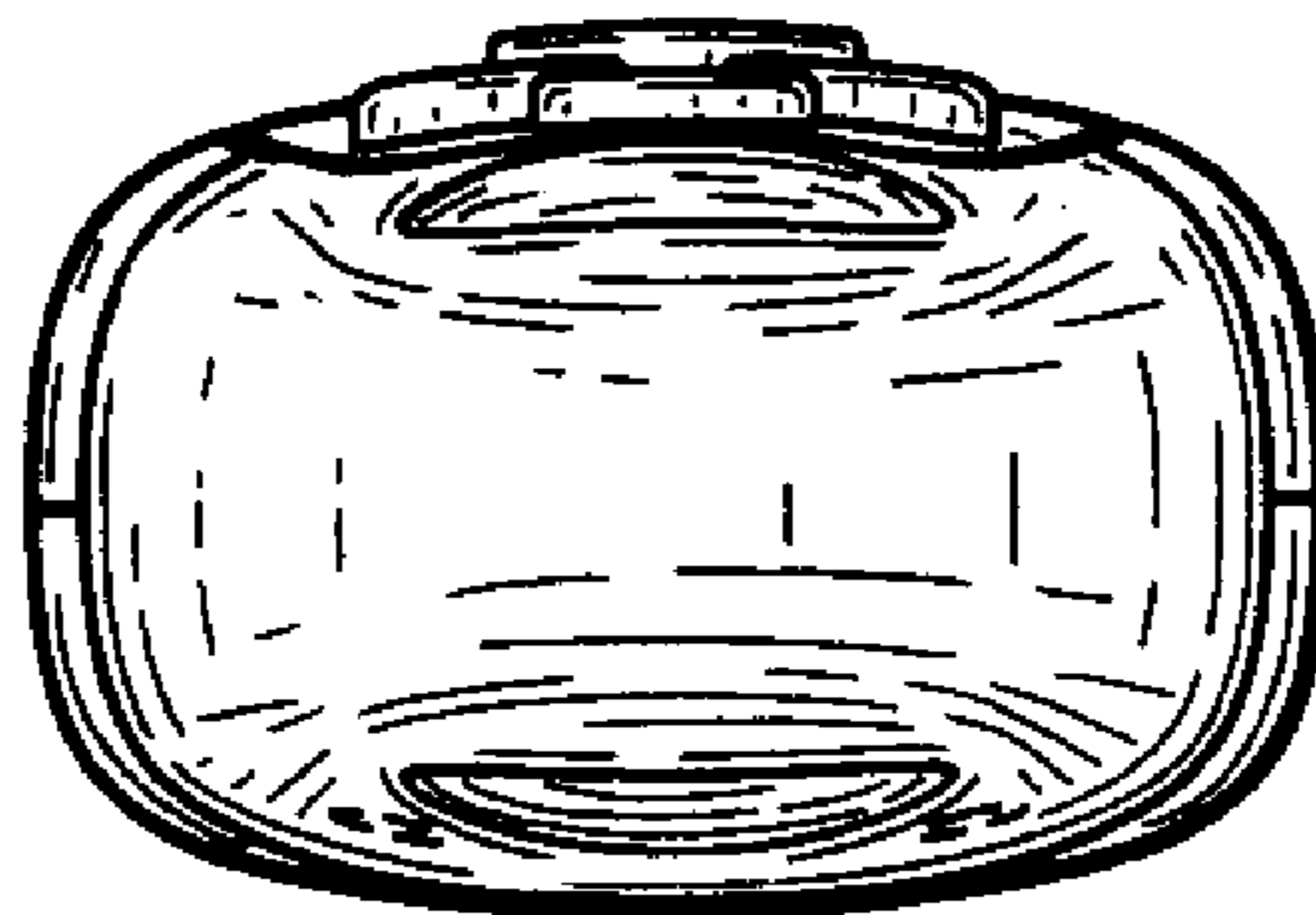


FIG. 7