



US00D526586S

(12) **United States Design Patent**
McCaghren et al.

(10) **Patent No.:** **US D526,586 S**

(45) **Date of Patent:** **** Aug. 15, 2006**

(54) **LOCATOR DEVICE**

(76) Inventors: **Patrick M. McCaghren**, 1205 N. 40th Ave., Hollywood, FL (US) 33021;
Rebecca J. McCaghren, 1205 N. 40th Ave., Hollywood, FL (US) 33021

(**) Term: **14 Years**

(21) Appl. No.: **29/221,615**

(22) Filed: **Jan. 18, 2005**

(51) **LOC (8) Cl.** **10-04**

(52) **U.S. Cl.** **D10/65; D10/70**

(58) **Field of Classification Search** D10/65,
D10/70, 104-106; 340/539, 568.1, 571, 572.7-572.9,
340/573.1-573.4, 625.72, 825.36, 825.49,
340/825.69, 825.72, 457

See application file for complete search history.

(56) **References Cited**

U.S. PATENT DOCUMENTS

5,949,516 A 9/1999 McCurdy

D452,829 S * 1/2002 Liles D10/65

D487,707 S * 3/2004 Hurion D10/106

2003/0034887 A1 2/2003 Crabtree

2003/0058098 A1 3/2003 Sebanc

2003/0058107 A1 3/2003 Ferrier

* cited by examiner

Primary Examiner—Antoine D. Davis

(74) *Attorney, Agent, or Firm*—Lawrence J. Gibney, Jr.

(57) **CLAIM**

The ornamental design for a locator device, as shown and described.

DESCRIPTION

FIG. 1 is a front view of the device.

FIG. 2 is a back view of the device.


FIG. 3 is a right side view of the device.

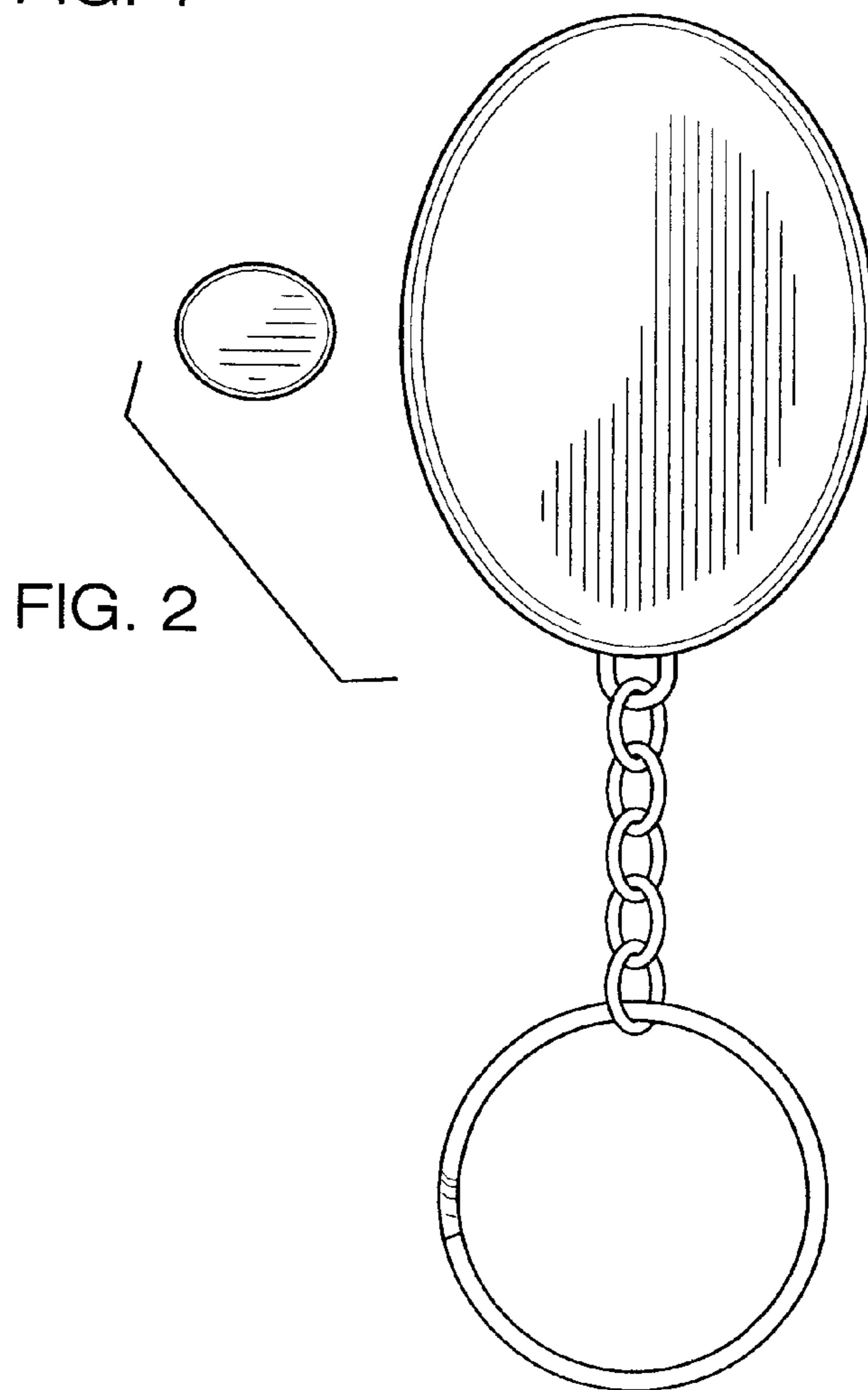
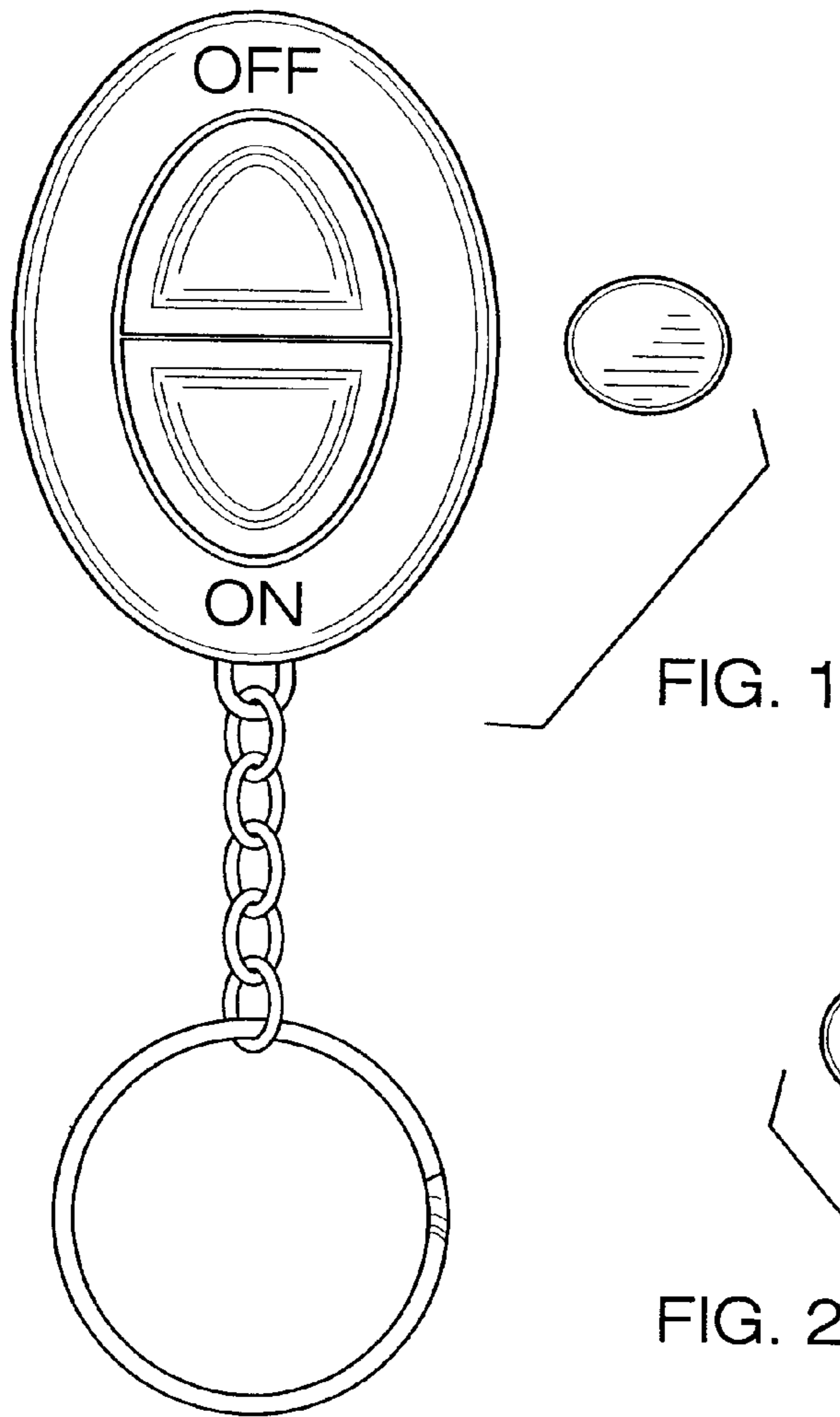
FIG. 4 is a left side view of the device.

FIG. 5 is a top view of the device; and,

FIG. 6 is a bottom view of the device.

1 Claim, 2 Drawing Sheets





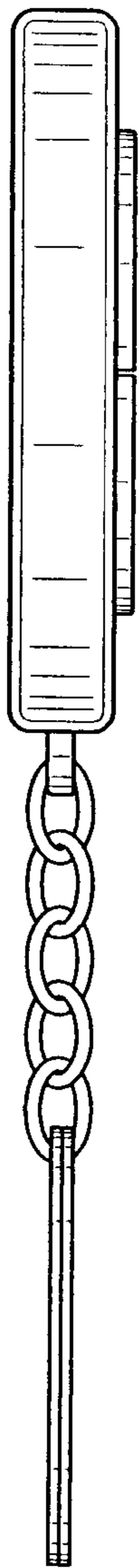


FIG. 3

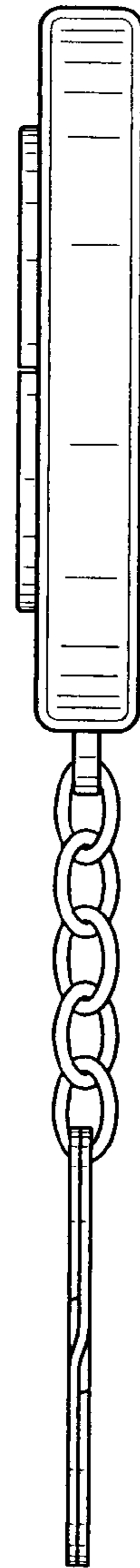


FIG. 4




FIG. 5




FIG. 6

