

US00D526574S

(12) **United States Design Patent**  
**Plange**

(10) **Patent No.:** **US D526,574 S**

(45) **Date of Patent:** **\*\* Aug. 15, 2006**

(54) **WRIST WATCH**

(75) Inventor: **Gerd Plange**, Schaffhausen (CH)

(73) Assignee: **Richemont International SA**,  
Villars-sur-Glane (CH)

(\*\*) Term: **14 Years**

(21) Appl. No.: **29/213,267**

(22) Filed: **Sep. 16, 2004**

(30) **Foreign Application Priority Data**

Mar. 18, 2004 (WO) ..... DMA/006 215

(51) **LOC (8) Cl.** ..... **10-02**

(52) **U.S. Cl.** ..... **D10/32**

(58) **Field of Classification Search** ..... D10/1-39,  
D10/122-132; 368/276-277, 281-282, 285,  
368/293-295; D11/3-25; 63/1.1, 3, 5, 11;  
224/164, 168, 178

See application file for complete search history.

(56) **References Cited**

**U.S. PATENT DOCUMENTS**

D327,020 S \* 6/1992 Gradel ..... D10/30

D352,250 S \* 11/1994 Giardiello ..... D10/39

D356,041 S \* 3/1995 Bulgari ..... D10/39  
D356,976 S \* 4/1995 Wyss ..... D11/25  
D358,101 S \* 5/1995 Scheufele ..... D10/32  
D360,141 S \* 7/1995 Scheufele ..... D10/32  
D419,892 S \* 2/2000 Bulgari ..... D10/32  
D443,833 S \* 6/2001 Lepeu et al. .... D10/32  
D444,078 S \* 6/2001 Strasser ..... D10/39  
D490,719 S \* 6/2004 Schoepfer ..... D10/32  
D491,078 S \* 6/2004 Schoepfer ..... D10/32  
D491,473 S \* 6/2004 Afshar ..... D10/32

\* cited by examiner

*Primary Examiner*—Nelson C. Holtje

(74) *Attorney, Agent, or Firm*—Young & Thompson

(57) **CLAIM**

The ornamental design for a wrist watch, as shown and described.

**DESCRIPTION**

FIG. 1 is a top view of the wrist watch.  
FIG. 2 is a bottom view of the wrist watch.  
FIG. 3 is a side view from the bottom of FIG. 1.  
FIG. 4 is a side view from the top of FIG. 1.  
FIG. 5 is a side view from the left of FIG. 1.  
FIG. 6 is a side view from the right of FIG. 1; and,  
FIG. 7 is a perspective view of the wrist watch.

**1 Claim, 1 Drawing Sheet**



fig. 1



fig. 2




fig. 3




fig. 4




fig. 5




fig. 6

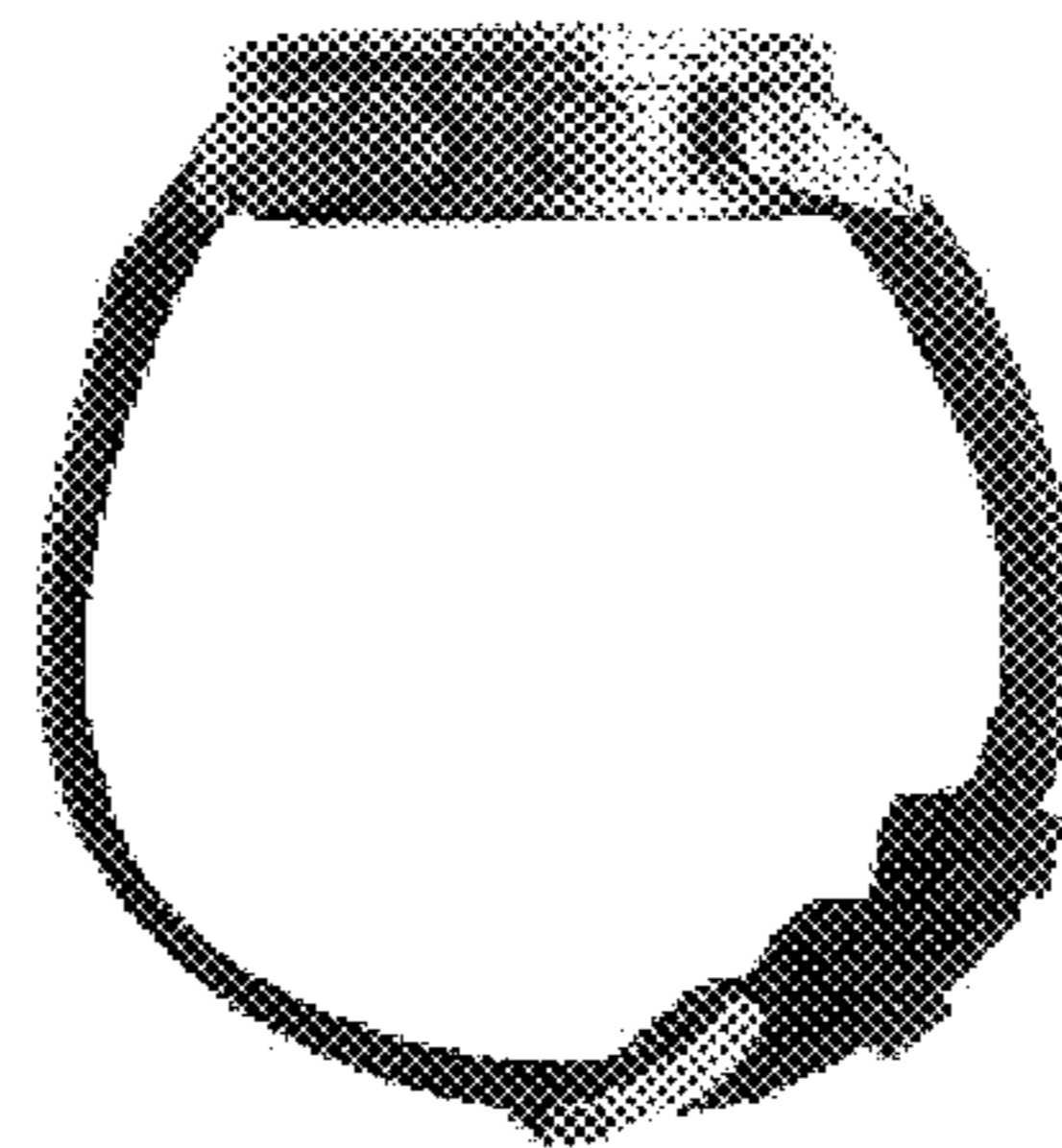


fig. 7

