



US00D526565S

(12) **United States Design Patent**  
**Griffin et al.**

(10) **Patent No.:** **US D526,565 S**

(45) **Date of Patent:** **\*\* Aug. 15, 2006**

(54) **BEVERAGE BOTTLE**

(75) Inventors: **Jennifer Griffin**, Bedford, MA (US);  
**Robert Romprey**, North  
Grosvenordale, CT (US); **John Walker,**  
**Jr.**, Charlton, MA (US)

(73) Assignee: **HP Hood LLC**, Chelsea, MA (US)

(\*\*) Term: **14 Years**

(21) Appl. No.: **29/203,205**

(22) Filed: **Apr. 9, 2004**

(51) **LOC (8) Cl.** ..... **09-01**

(52) **U.S. Cl.** ..... **D9/500**

(58) **Field of Classification Search** ..... D7/300.1,  
D7/602, 619.1, 622; D9/500, 502-505, 516,  
D9/518, 537-539, 549, 550, 556-558, 688-691;  
D24/197; 220/660, 662, 666, 669, 671, 675  
See application file for complete search history.

(56) **References Cited**

**U.S. PATENT DOCUMENTS**

D148,078 S	*	12/1947	Lelong	.....	D9/505
D168,344 S	*	12/1952	Goldman	.....	D9/504
4,609,115 A	*	9/1986	Moore et al.	.....	215/252
D333,268 S	*	2/1993	Arlinghaus et al.	.....	D9/538
5,307,946 A	*	5/1994	Molinaro	.....	215/329
D386,085 S	*	11/1997	Green	.....	D9/503
D391,853 S	*	3/1998	Green et al.	.....	D9/500
D473,143 S	*	4/2003	McClure et al.	.....	D9/539
D486,064 S	*	2/2004	Bonnet	.....	D9/503
D496,277 S	*	9/2004	Bonnet	.....	D9/502

D501,140 S	*	1/2005	Fung et al.	.....	D9/503
D505,329 S	*	5/2005	Wadalawala et al.	.....	D9/503
D508,205 S	*	8/2005	Wadalawala et al.	.....	D9/500

**FOREIGN PATENT DOCUMENTS**

GB	2041586	*	6/1995
WO	DM/064639	*	11/2003

**OTHER PUBLICATIONS**

Beverage Digest Online—New From Dannon : ‘Frusion’  
Fruit—Yogurt Smoothie. ‘Breakfast or Filling Snack.’  
retrieved from internet Aug. 29, 2005 <<http://www.beverage-  
digest.com/editorial/010914.php>> Posted Sep. 14,  
2001, © 2001 Beverage Digest LLC.\*

\* cited by examiner

*Primary Examiner*—Ian Simmons

*Assistant Examiner*—Dana Sipos

(74) *Attorney, Agent, or Firm*—Bromberg & Sunstein LLP

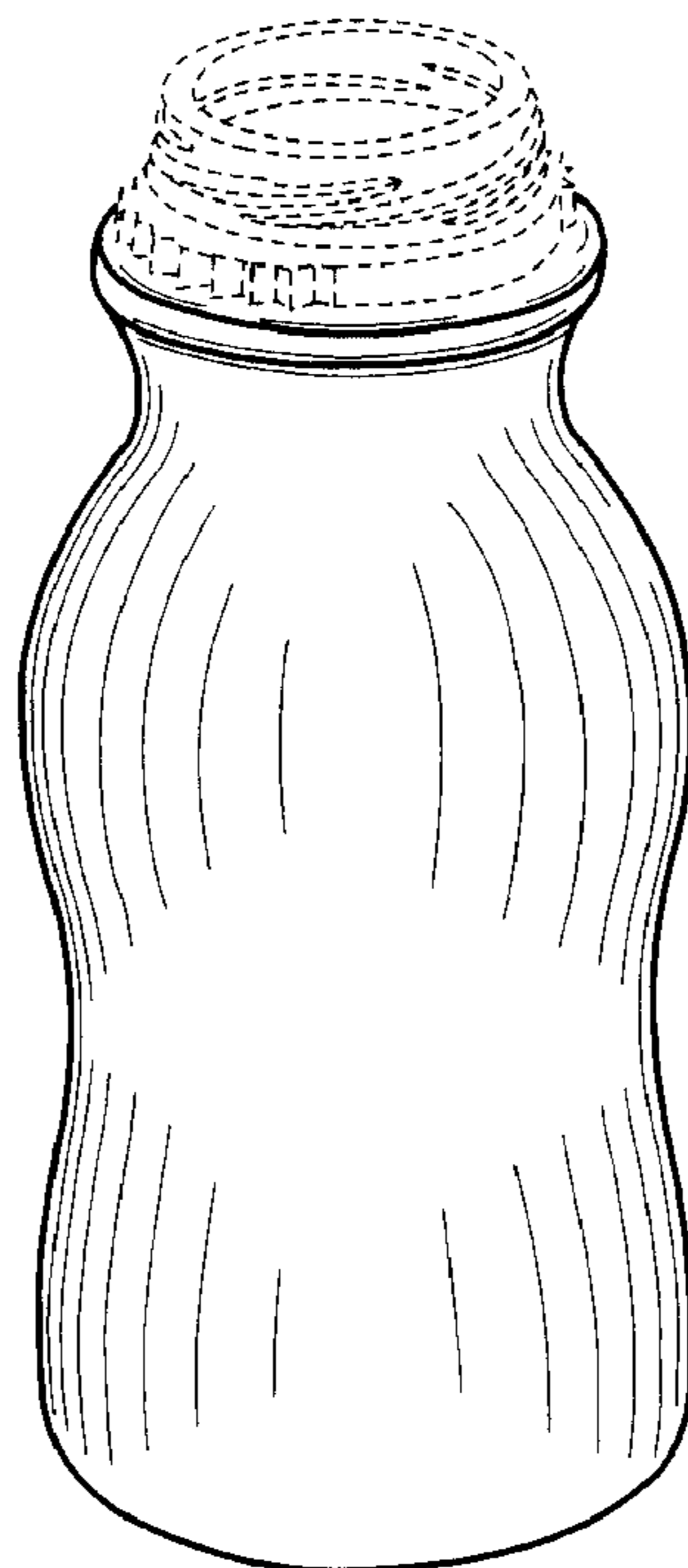
(57) **CLAIM**

The ornamental design for a beverage bottle, as shown and  
described.

**DESCRIPTION**

FIG. 1 is a front, right, top perspective view.  
FIG. 2 is a front elevational view thereof.  
FIG. 3 is a side elevational view thereof; and,  
FIG. 4 is a top plan view thereof.  
The broken lines in the drawings are for illustrative purposes  
only and form no part of the claimed design.

**1 Claim, 1 Drawing Sheet**



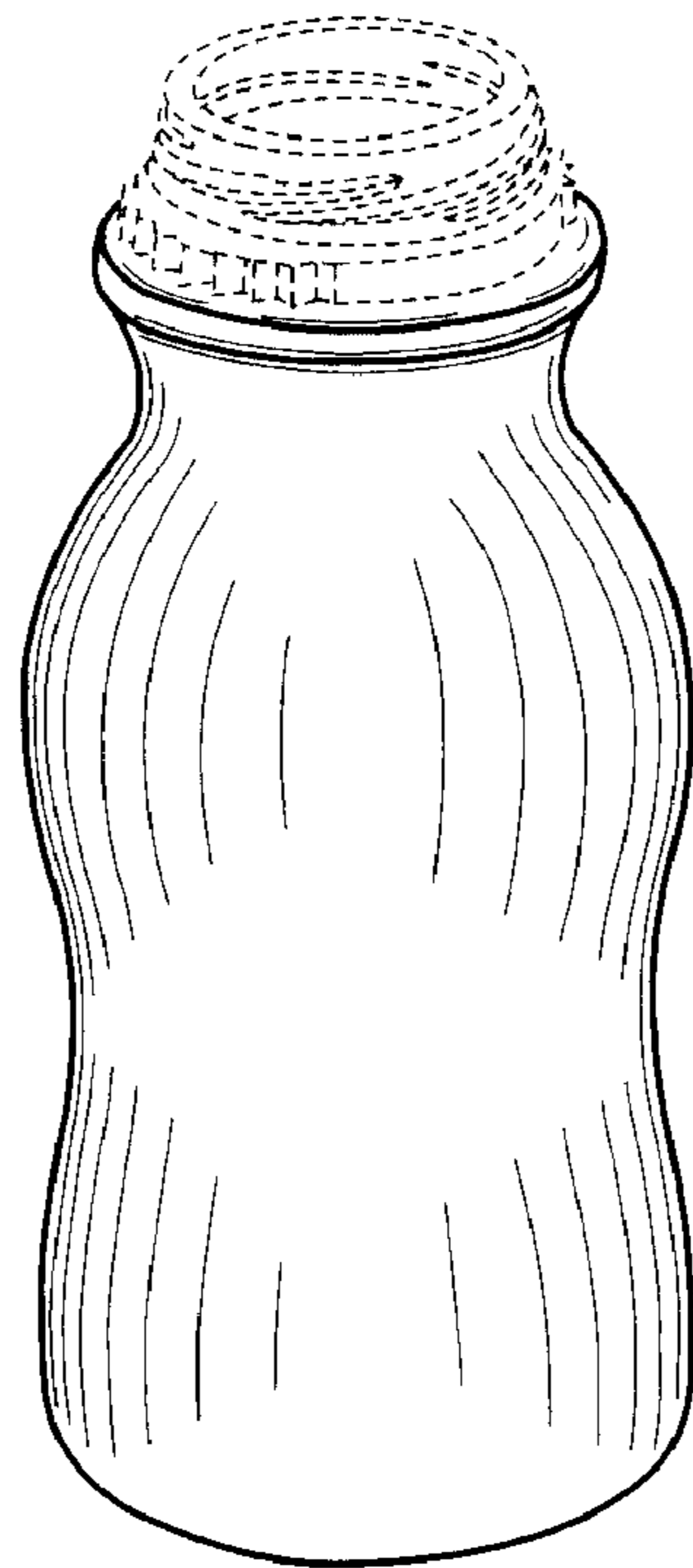


FIG. 1

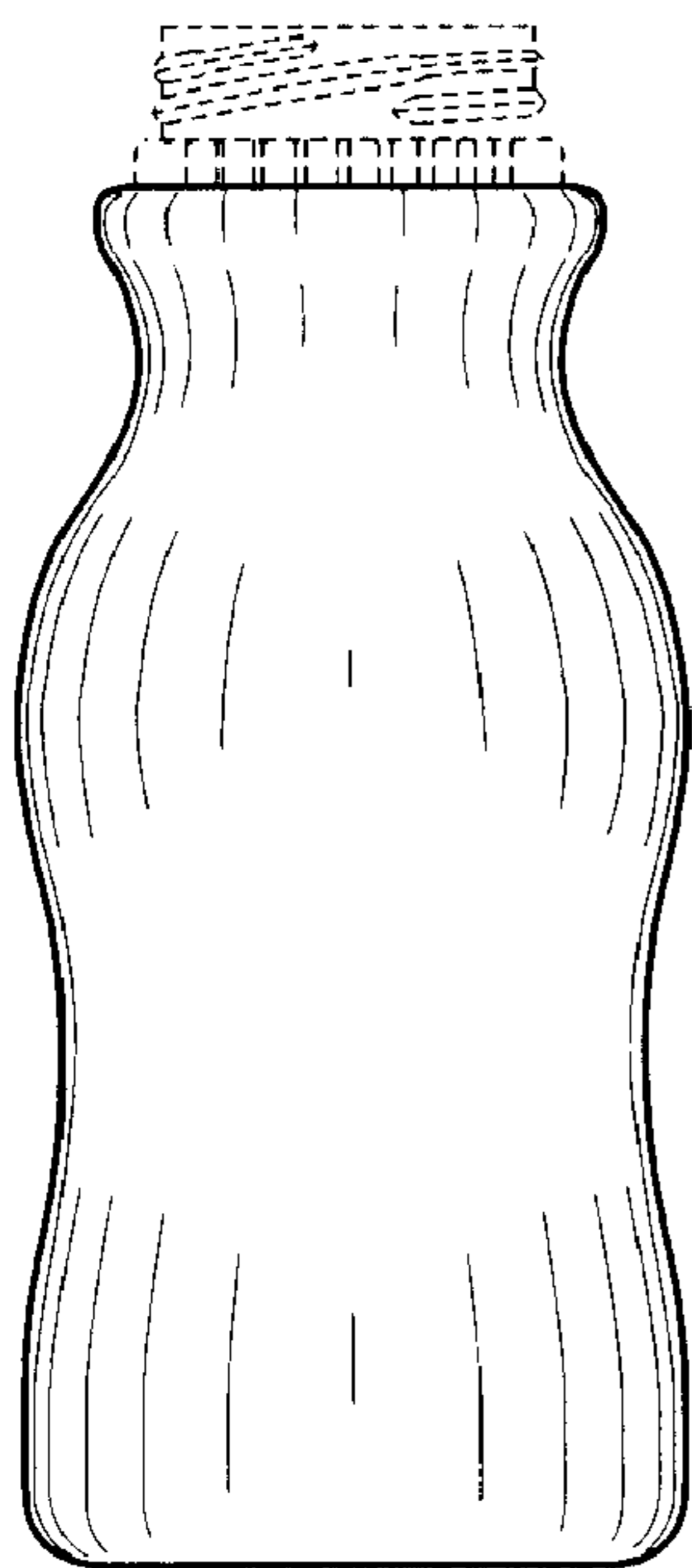


FIG. 2

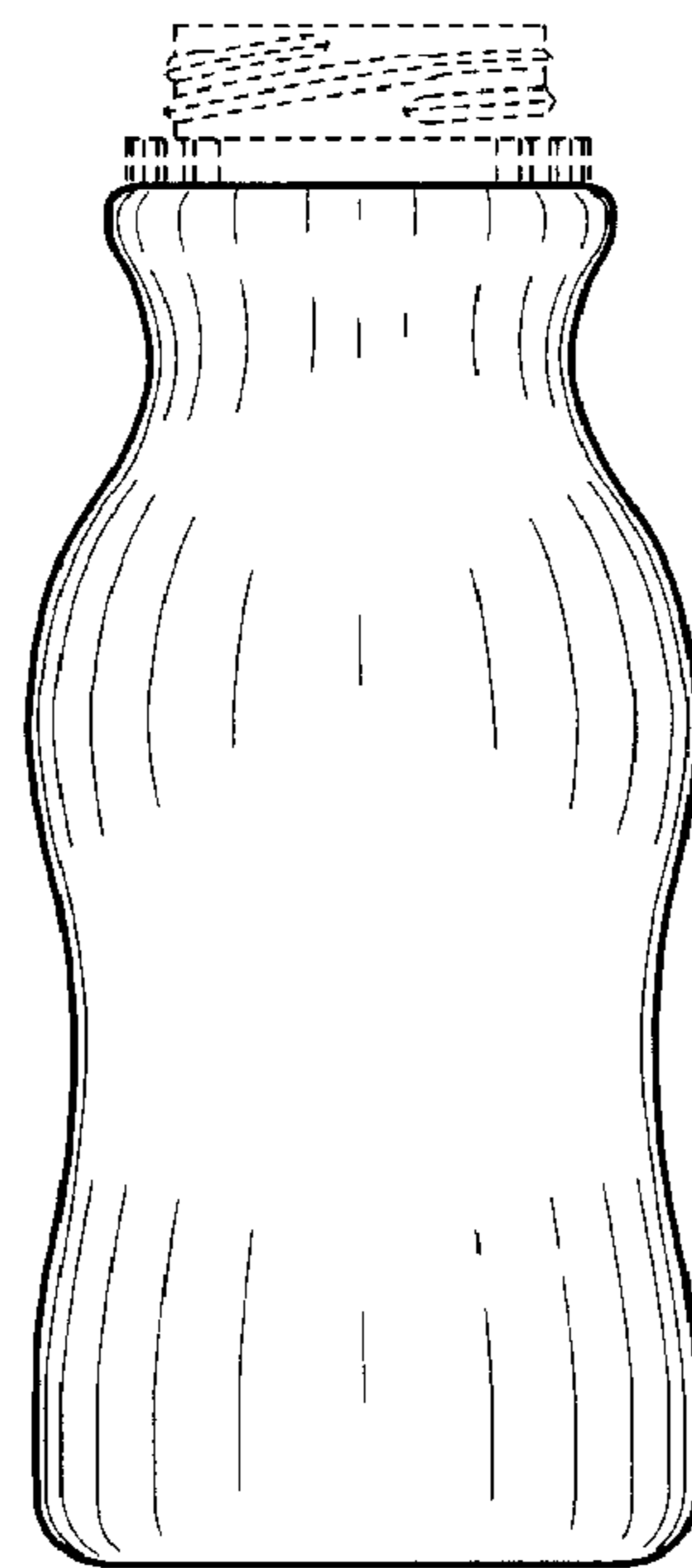


FIG. 3

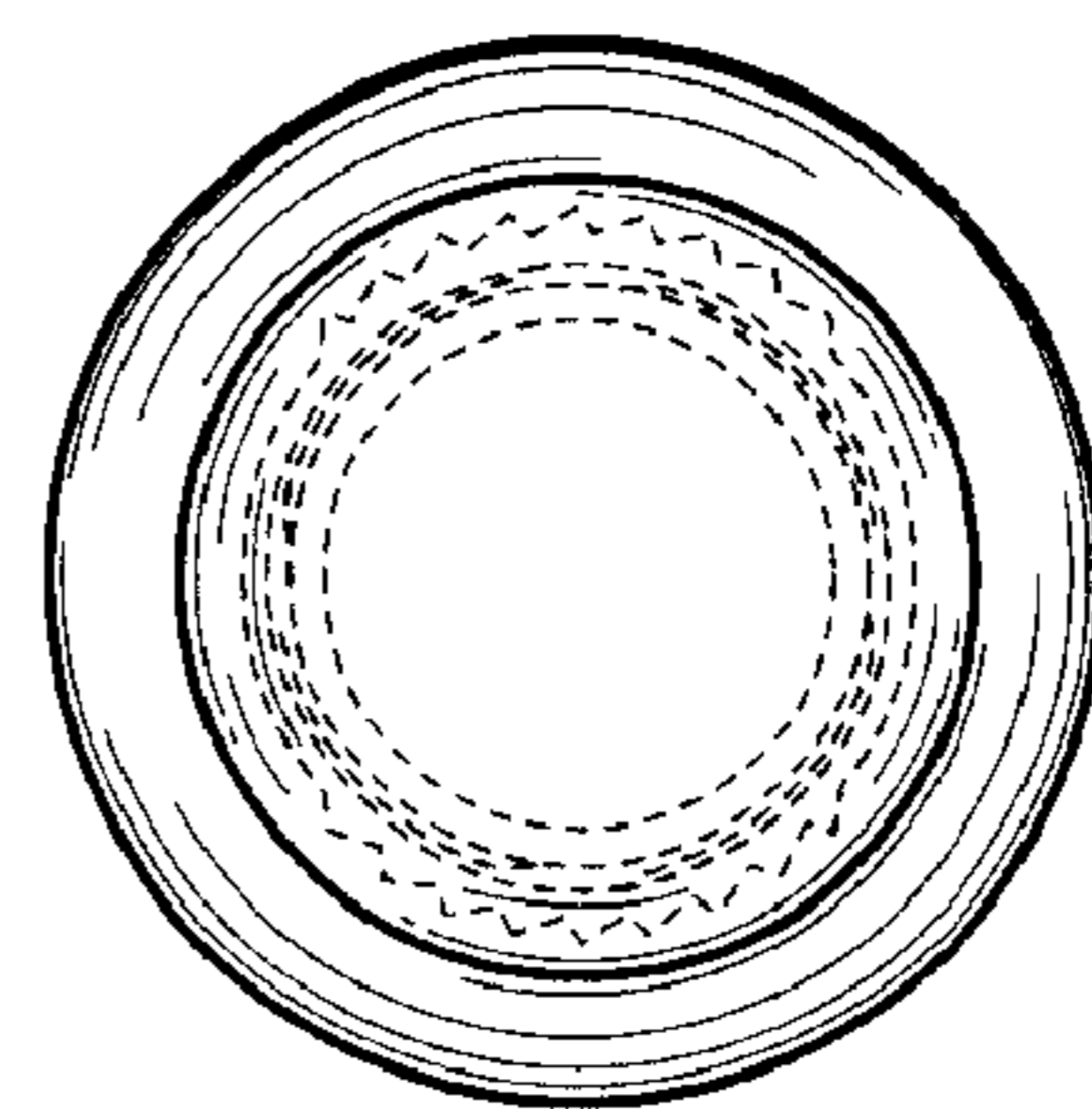


FIG. 4