



US00D526547S

(12) **United States Design Patent**
Houpe

(10) **Patent No.:** **US D526,547 S**

(45) **Date of Patent:** **** Aug. 15, 2006**

(54) **PRO LINEMAN'S SOCKET**

(75) Inventor: **Kent Houpe**, Statesville, NC (US)

(73) Assignee: **F. Kent Houpe**, Statesville, NC (US)

(**) Term: **14 Years**

(21) Appl. No.: **29/228,507**

(22) Filed: **Apr. 23, 2005**

(51) **LOC (8) Cl.** **08-05**

(52) **U.S. Cl.** **D8/29**

(58) **Field of Classification Search** D8/17,
D8/19, 21-29, 18, 16; 81/60-62.3, 177.1,
81/177.85, 177.8, 121.1, 124.3, 124.7, 125.1,
81/124.5, 119, 186, 124.4, 52, 58, 124.6,
81/436, 71, 65, 177.2; 61/7; 7/151
See application file for complete search history.

(56) **References Cited**

U.S. PATENT DOCUMENTS

D142,054 S	*	8/1945	Young	D8/29
4,004,476 A	*	1/1977	DeVrou	81/177.2
D287,333 S	*	12/1986	Knudson	D8/373
4,817,476 A	*	4/1989	Karge	81/177.85
5,485,769 A	*	1/1996	Olson et al.	81/177.85
5,813,296 A	*	9/1998	Hoff et al.	81/177.85

6,098,502 A	*	8/2000	Pendergrass	81/124.3
D433,295 S	*	11/2000	Houpe	D8/29
6,345,554 B1	*	2/2002	Wang	81/124.4
6,354,176 B1	*	3/2002	Nordlin	81/124.4
6,748,828 B1	*	6/2004	Bollinger	81/177.2

* cited by examiner

Primary Examiner—Raphael Barkai

Assistant Examiner—Randall H. Gholson

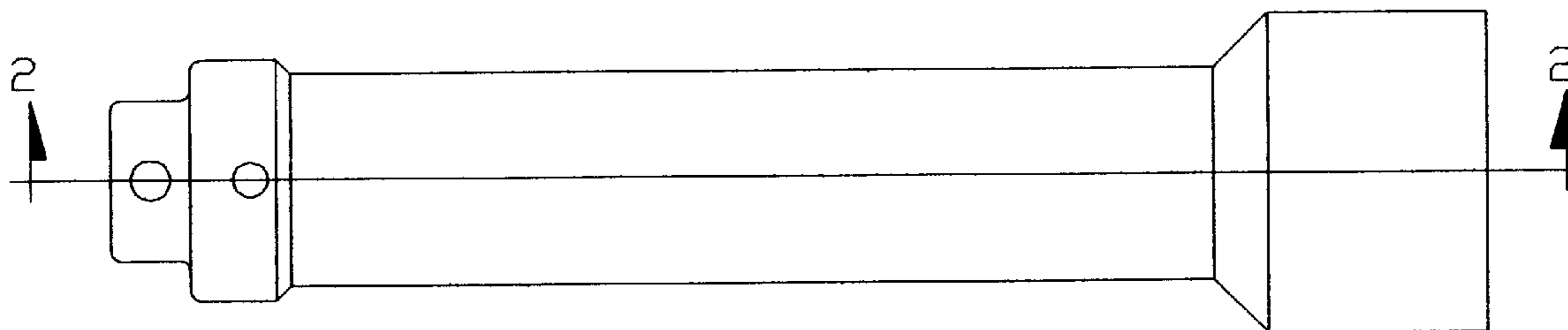
(57) **CLAIM**

The ornamental design for a pro lineman's socket, as shown.

DESCRIPTION

FIG. 1 is a front elevational view thereof;
 FIG. 2 is a section through line 2—2 showing my new design;
 FIG. 3 is a left side elevational view thereof;
 FIG. 4 is a right side elevational view thereof;
 FIG. 5 is a front elevational view thereof;
 FIG. 6 is a left side elevational view thereof;
 FIG. 7 is a right side elevational view thereof;
 FIG. 8 is a front elevational view thereof;
 FIG. 9 is a left side elevational view thereof; and,
 FIG. 10 is a right side elevational view thereof.
 The elements are shown separately in FIGS. 5-10 for ease of illustration only.

1 Claim, 2 Drawing Sheets



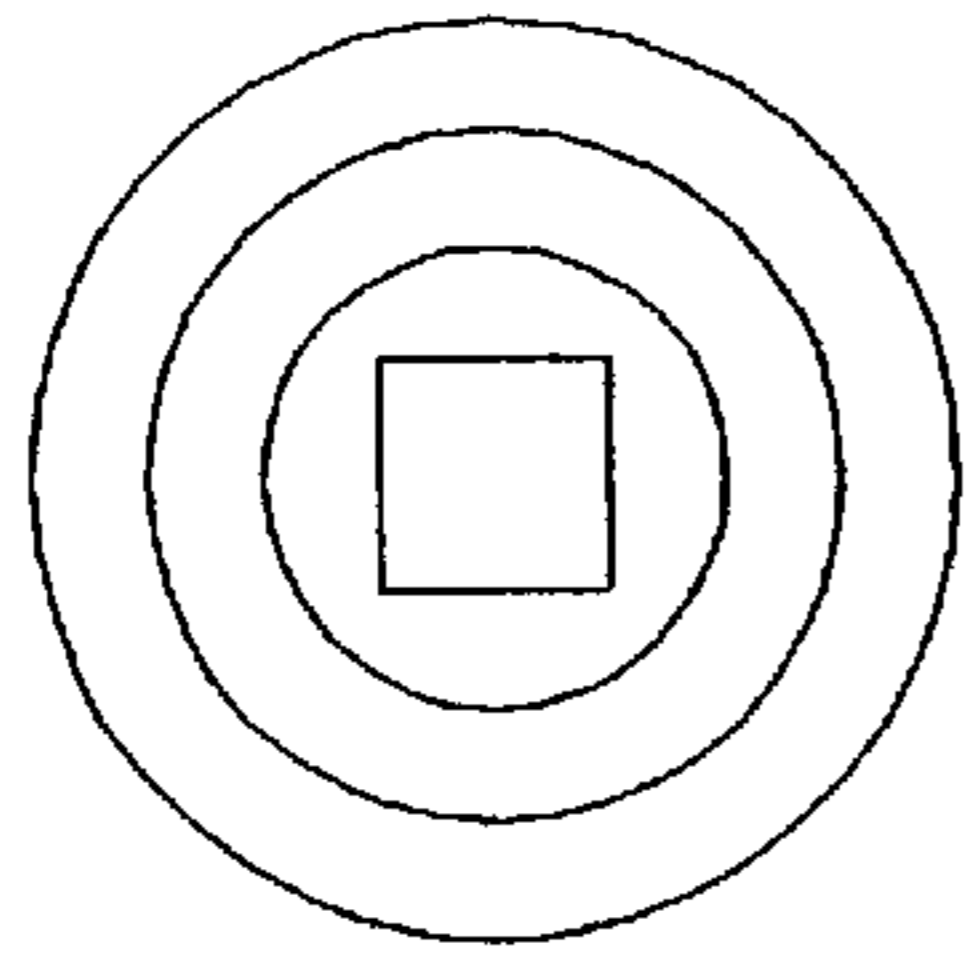


FIG. 3




FIG. 4

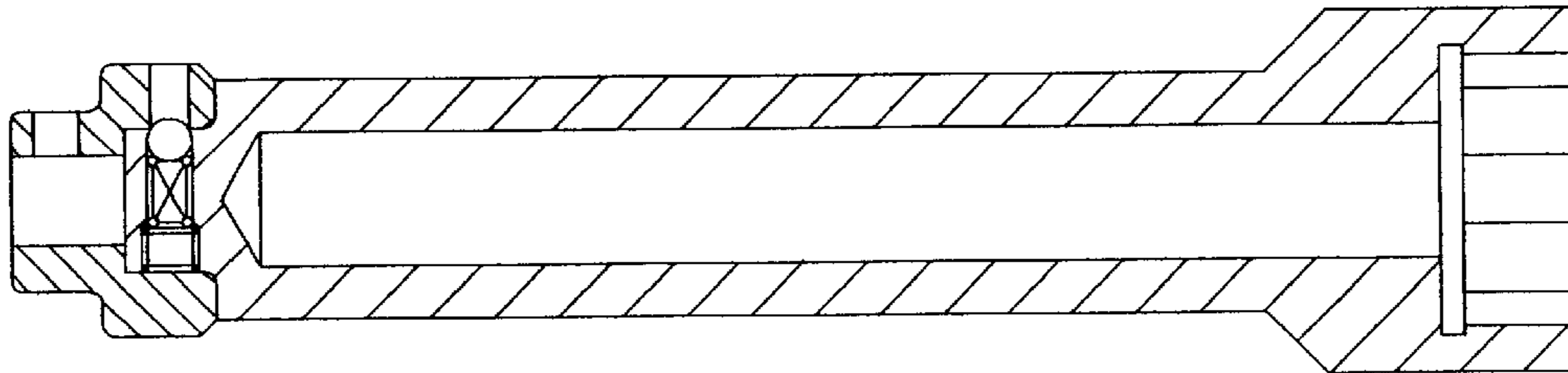


FIG. 2

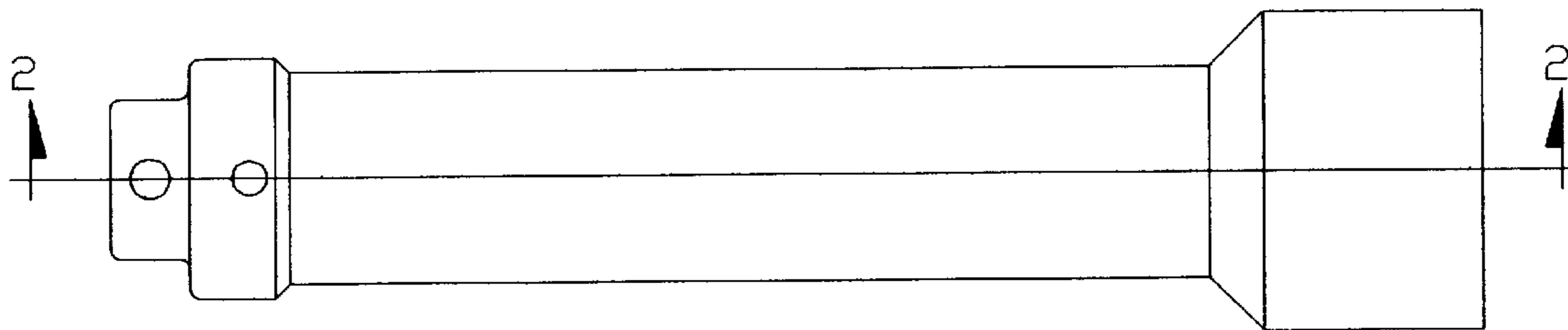


FIG. 1

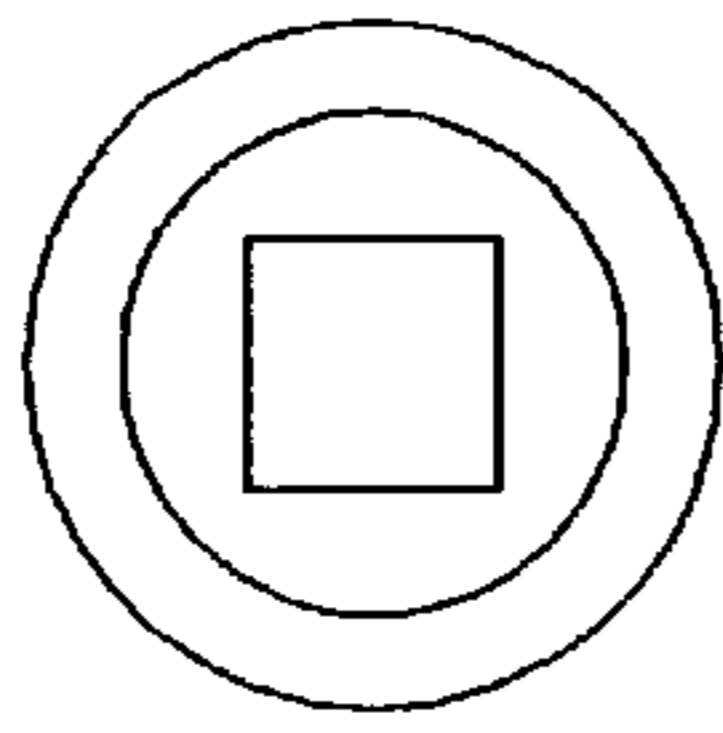


FIG. 9

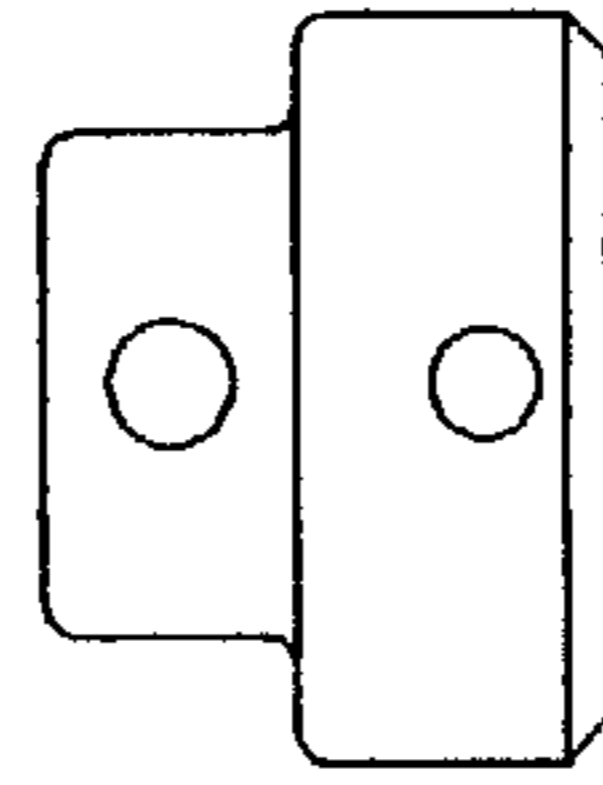


FIG. 8

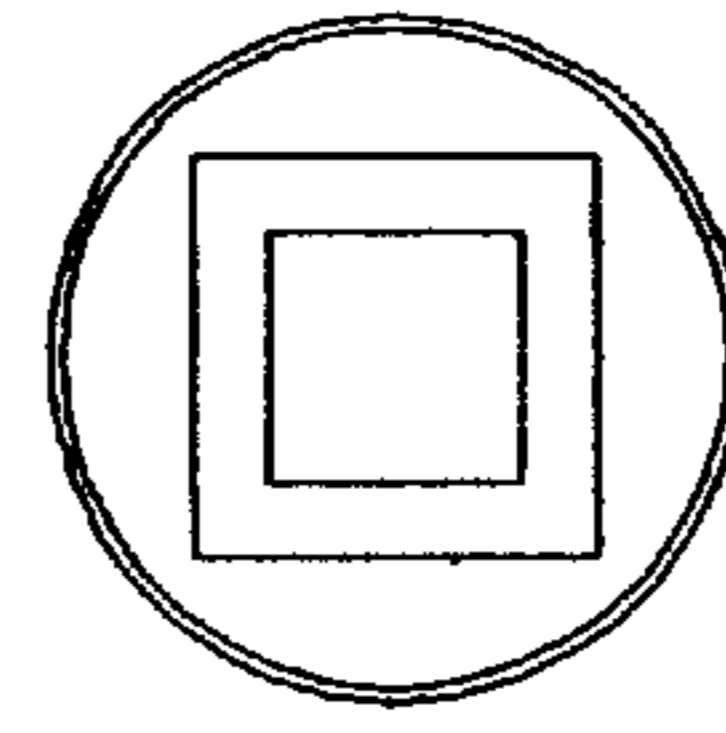


FIG. 10

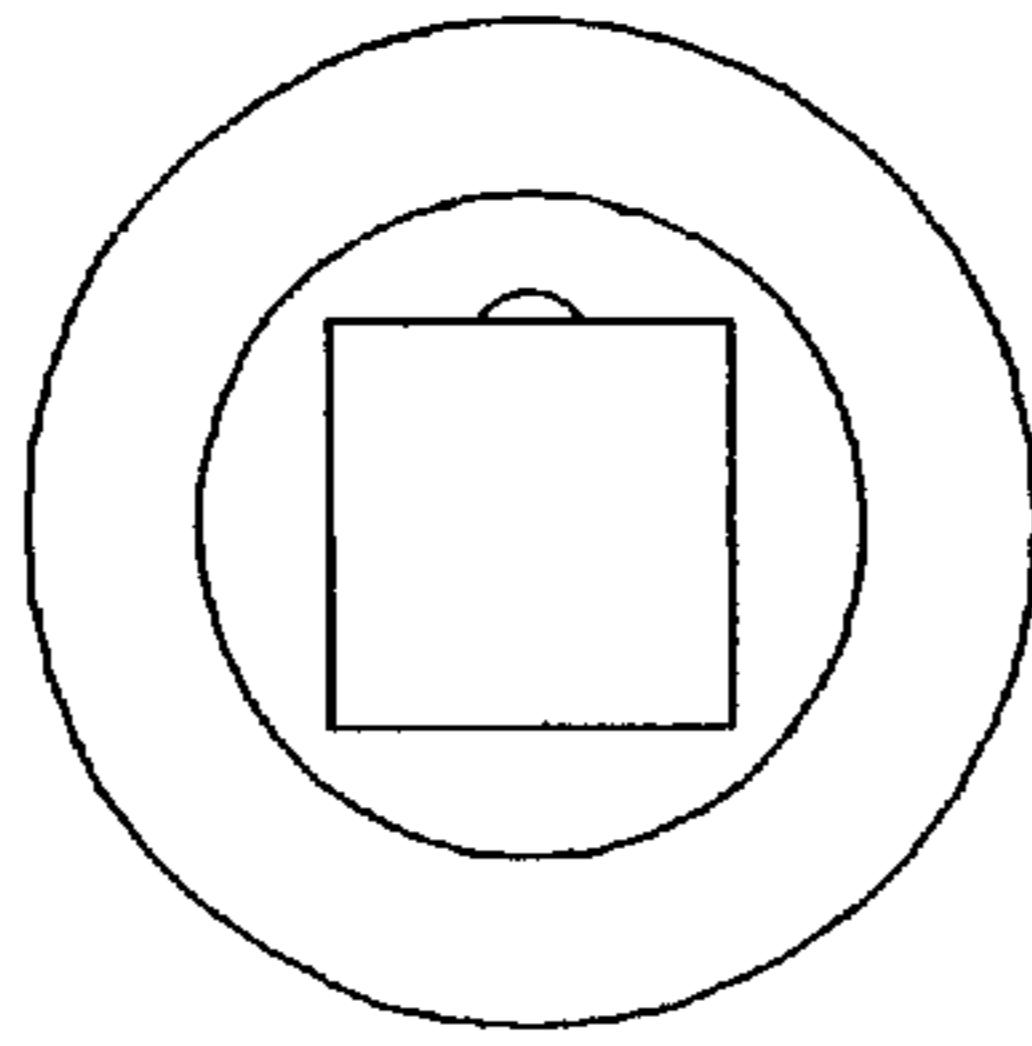


FIG. 6




FIG. 7




FIG. 5