



US00D526542S

(12) **United States Design Patent**
Sadar

(10) **Patent No.:** **US D526,542 S**

(45) **Date of Patent:** **** Aug. 15, 2006**

(54) **PORTION OF A COOKIE CUTTER**

(76) **Inventor:** **Albin Joseph Sadar**, 132 E. 17th St.,
Apt. #64, New York, NY (US) 10003

(**) **Term:** **14 Years**

(21) **Appl. No.:** **29/196,537**

(22) **Filed:** **Dec. 29, 2003**

(51) **LOC (8) Cl.** **07-04**

(52) **U.S. Cl.** **D7/672**

(58) **Field of Classification Search** D7/672-676;
30/301-305, 314-317, 355, 356
See application file for complete search history.

(56) **References Cited**

U.S. PATENT DOCUMENTS

1,446,513	A	*	2/1923	Morris	30/301
2,086,620	A	*	7/1937	Hoffman	30/315
D128,363	S	*	7/1941	Bricco	D7/672
2,309,814	A	*	2/1943	Youngberg	30/115
2,799,929	A	*	7/1957	Kurianski	30/301
3,225,714	A	*	12/1965	Gaskell	D7/672
D247,602	S	*	3/1978	Williams	D7/672
4,327,489	A	*	5/1982	Conrad	30/315

4,689,885	A	*	9/1987	Albanese	30/316
4,967,477	A	*	11/1990	Sanford	30/315
5,720,991	A	*	2/1998	Gildersleeve et al.	30/302

* cited by examiner

Primary Examiner—Terry A. Wallace

(57) **CLAIM**

The “bite mark” design for a portion of a cookie cutter, as shown and described.

DESCRIPTION

FIG. 1 is a top view of the “bite mark” section applied to a standard, round-shaped portion of a cookie cutter.

FIG. 2 is a side/angle view of the claimed “bite mark” applied to a standard, round-shaped portion of a cookie cutter; and,

FIG. 3 is a front/angle view of the claimed “bite mark” applied to a standard, round-shaped portion of a cookie cutter.

The unclaimed round portion of the cookie cutter is shown in broken lines for illustrative purposes only; that portion forms no part of the claimed design.

1 Claim, 1 Drawing Sheet

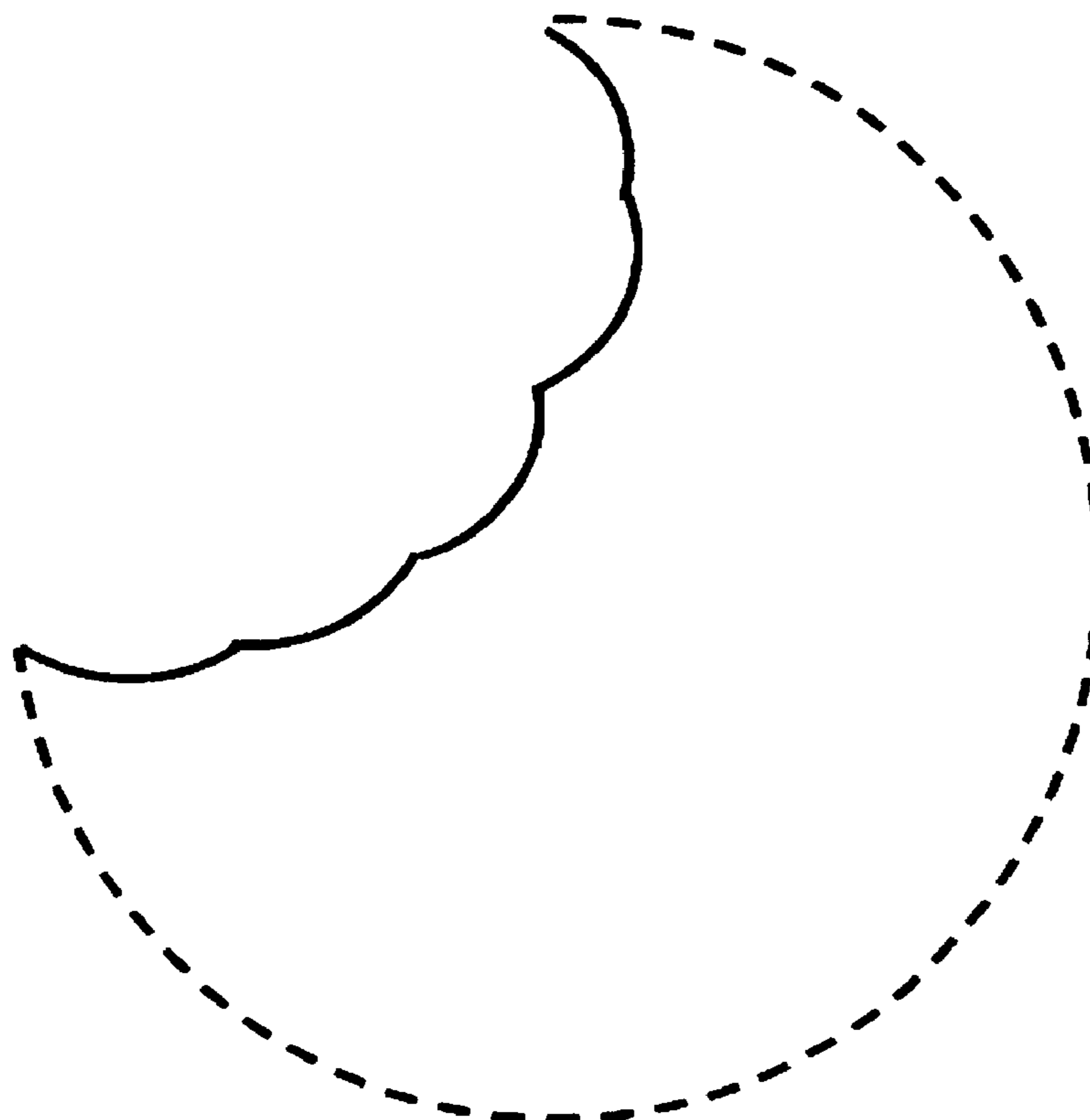


Figure 1

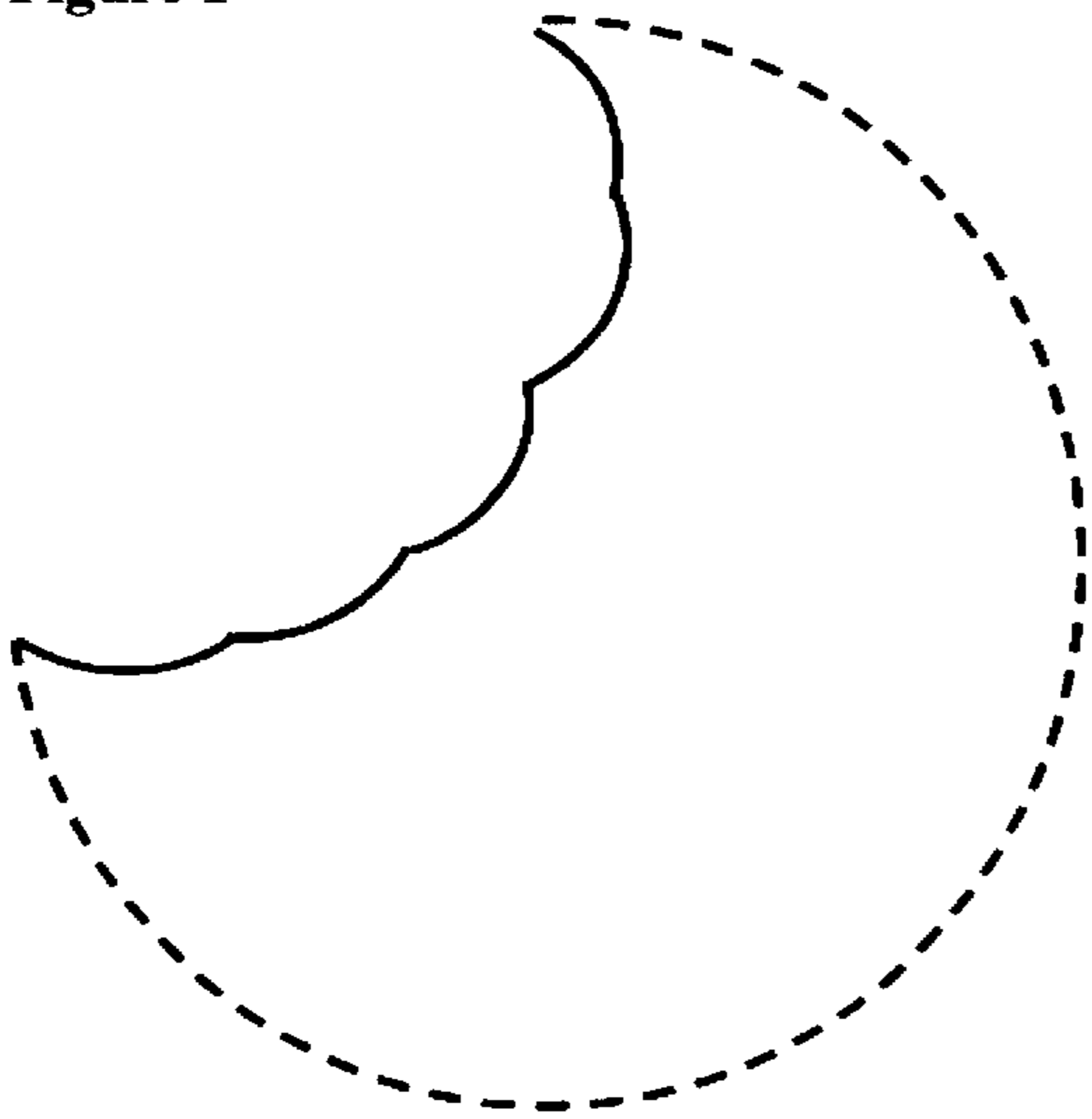


Figure 2

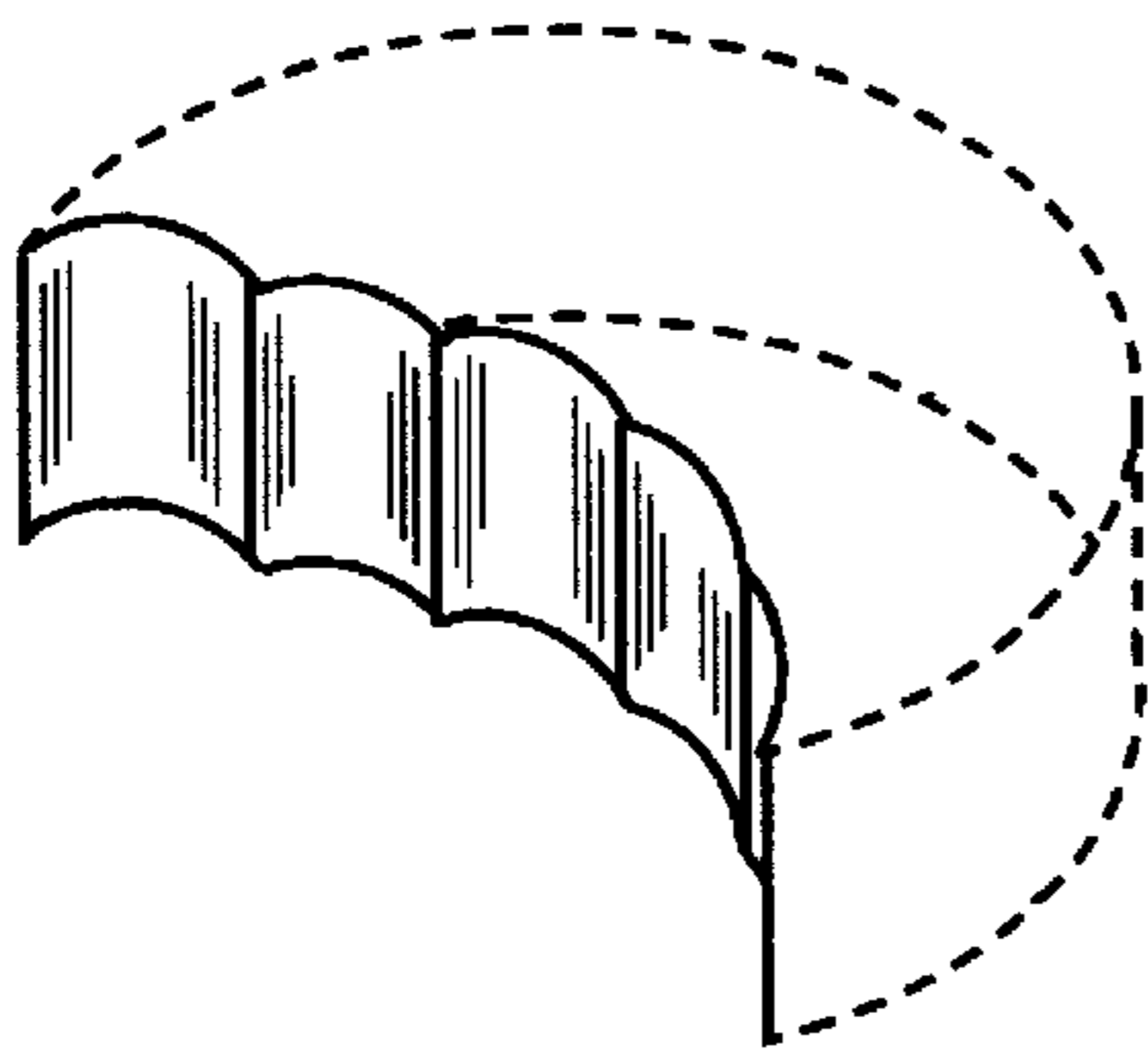


Figure 3

