



US00D526529S

(12) **United States Design Patent**
Henry et al.

(10) **Patent No.:** **US D526,529 S**

(45) **Date of Patent:** **** Aug. 15, 2006**

(54) **CAKE PAN**

(75) Inventors: **Louis Henry**, New York, NY (US);
Karen Swinford, Schaumburg, IL (US);
David Purcell, Aurora, IL (US)

(73) Assignee: **Wilton Industries, Inc.**, Woodridge, IL (US)

(**) Term: **14 Years**

(21) Appl. No.: **29/225,221**

(22) Filed: **Mar. 10, 2005**

(51) **LOC (8) Cl.** **07-02**

(52) **U.S. Cl.** **D7/359**

(58) **Field of Classification Search** D7/323,
D7/354-361, 409, 500, 566, 672; D9/429,
D9/456; D21/472; 99/324, 339, 425-442;
249/117, 122, 127, 155, 156, 160, DIG. 1
See application file for complete search history.

D426,104 S * 6/2000 Bradley D7/359
D478,246 S * 8/2003 Villano et al. D7/359
D478,247 S * 8/2003 Henry et al. D7/359
D478,249 S * 8/2003 Rocco et al. D7/359
D478,250 S * 8/2003 Henry et al. D7/359
6,739,087 B1 * 5/2004 Weiser et al. 43/121
D492,540 S * 7/2004 Henry et al. D7/359

FOREIGN PATENT DOCUMENTS

GB 1044263 * 3/1987

* cited by examiner

Primary Examiner—Caron D. Veynar

Assistant Examiner—Ricky Pham

(74) *Attorney, Agent, or Firm*—DLA Piper Rudnick Gray Cary US LLP

(57) **CLAIM**

The ornamental design for a cake pan, as shown and described.

DESCRIPTION

FIG. 1 is a perspective view of the cake pan;
FIG. 2 is a front elevational view of the cake pan, the rear, left side and right side of which are identical;
FIG. 3 is a top plan view of the cake pan; and,
FIG. 4 is a bottom plan view of the cake pan.

(56) **References Cited**

U.S. PATENT DOCUMENTS

D32,386 S * 3/1900 Rutherford D7/354
D195,601 S * 7/1963 Bostrom D9/429
D307,231 S * 4/1990 Ciaccio D7/354
D319,682 S * 9/1991 Sharp et al. D23/201
D347,675 S * 6/1994 Demarest et al. D22/119

1 Claim, 4 Drawing Sheets





FIG. 1

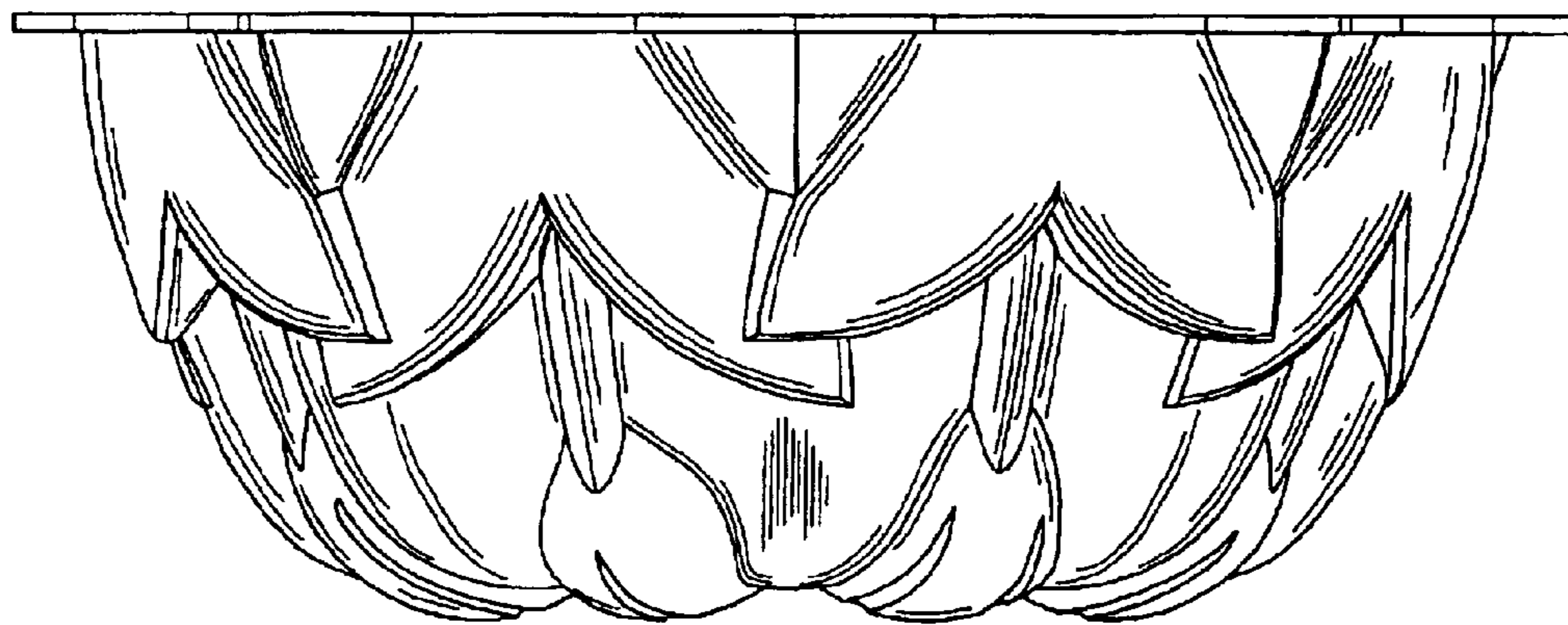


FIG. 2

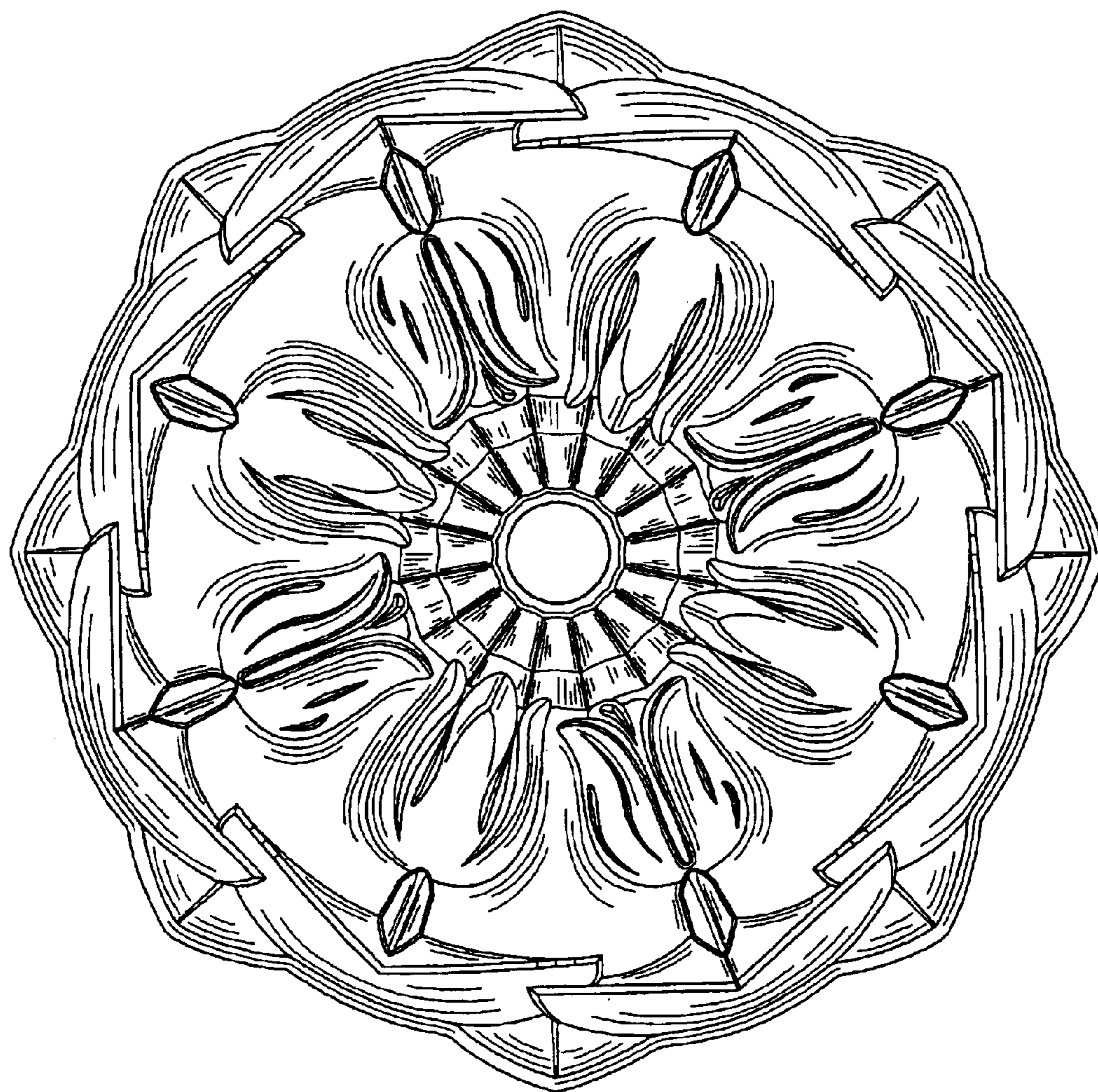


FIG. 3




FIG. 4