



US00D526522S

(12) **United States Design Patent**
Contreras

(10) **Patent No.:** **US D526,522 S**

(45) **Date of Patent:** **** Aug. 15, 2006**

(54) **MATTRESS TOPPER**

(75) Inventor: **Jose D. M. Contreras**, Compton, CA (US)

(73) Assignee: **Foamex L.P.**, Linwood, PA (US)

(**) Term: **14 Years**

(21) Appl. No.: **29/199,443**

(22) Filed: **Feb. 13, 2004**

(51) **LOC (8) Cl.** **06-09**

(52) **U.S. Cl.** **D6/606**

(58) **Field of Classification Search** D6/601, D6/603, 595, 596, 605, 606, 604, 582, 583, D6/617, 622; 5/901, 907, 655.9, 736, 731, 5/482, 737, 740, 720, 652.1, 727, 710, 683; D24/183; D23/250, 388; 446/106; D5/47, D5/53, 58; D21/491, 168; 296/187.03; 264/145; 267/145; 428/174, 180; 52/181; 83/874

See application file for complete search history.

D414,065 S 9/1999 Henson
D417,355 S 12/1999 Denney et al.
D419,356 S 1/2000 Denney et al.
D421,358 S 3/2000 Henson
D429,545 S 8/2000 Denney
D429,589 S 8/2000 Denney
D430,716 S 9/2000 Denney
D431,100 S 9/2000 Denney
D456,197 S 4/2002 McClure et al.
D462,757 S * 9/2002 Pettit D23/388
6,467,386 B1 * 10/2002 Denney 83/874
D468,079 S * 1/2003 DeGrand et al. D2/951
D475,566 S * 6/2003 Boso et al. D6/604
6,952,852 B1 * 10/2005 Reeder et al. 5/727

* cited by examiner

Primary Examiner—Robert M. Spear
Assistant Examiner—Mary Ann Calabrese
(74) *Attorney, Agent, or Firm*—Connolly Bove Lodge & Hutz LLP

(57) **CLAIM**

The ornamental design for a mattress topper, as shown and described.

DESCRIPTION

FIG. 1 is a right side elevational view of a mattress topper showing my new design, wherein the left side elevational view is identical thereto;
FIG. 2 is a top plan view of the mattress topper of FIG. 1;
FIG. 3 is a rear elevational view of the mattress topper of FIG. 1;
FIG. 4 is a front elevational view of the mattress topper of FIG. 1;
FIG. 5 is a bottom plan view of the mattress topper of FIG. 1; and,
FIG. 6 is a enlarged fragmental perspective view of the left front corner of the mattress or mattress topper illustrating the three dimensional depth of the design.
In FIG. 6 the broken lines indicate that the pattern continues beyond the portion shown.

(56) **References Cited**

U.S. PATENT DOCUMENTS

D87,511 S * 8/1932 Duncan D23/250
3,882,630 A * 5/1975 Bianco 446/106
3,911,187 A * 10/1975 Raley 428/180
4,627,121 A * 12/1986 Winther 5/683
5,022,111 A * 6/1991 Fenner, Sr. 5/736
D326,204 S 5/1992 Main
D336,400 S 6/1993 Mitchell et al.
D339,018 S 9/1993 Main
D339,019 S 9/1993 Main
5,252,278 A * 10/1993 Spann et al. 264/138
D353,072 S 12/1994 Cornell, Jr. et al.
D356,917 S 4/1995 Marshburn
D356,918 S 4/1995 Marshburn
D365,956 S 1/1996 Bonaddio et al.
D370,127 S 5/1996 Bonaddio et al.
5,596,781 A * 1/1997 Graebe 5/710
D381,543 S 7/1997 Farley
D391,434 S 3/1998 Denney et al.
D400,385 S 11/1998 Hudson

1 Claim, 2 Drawing Sheets

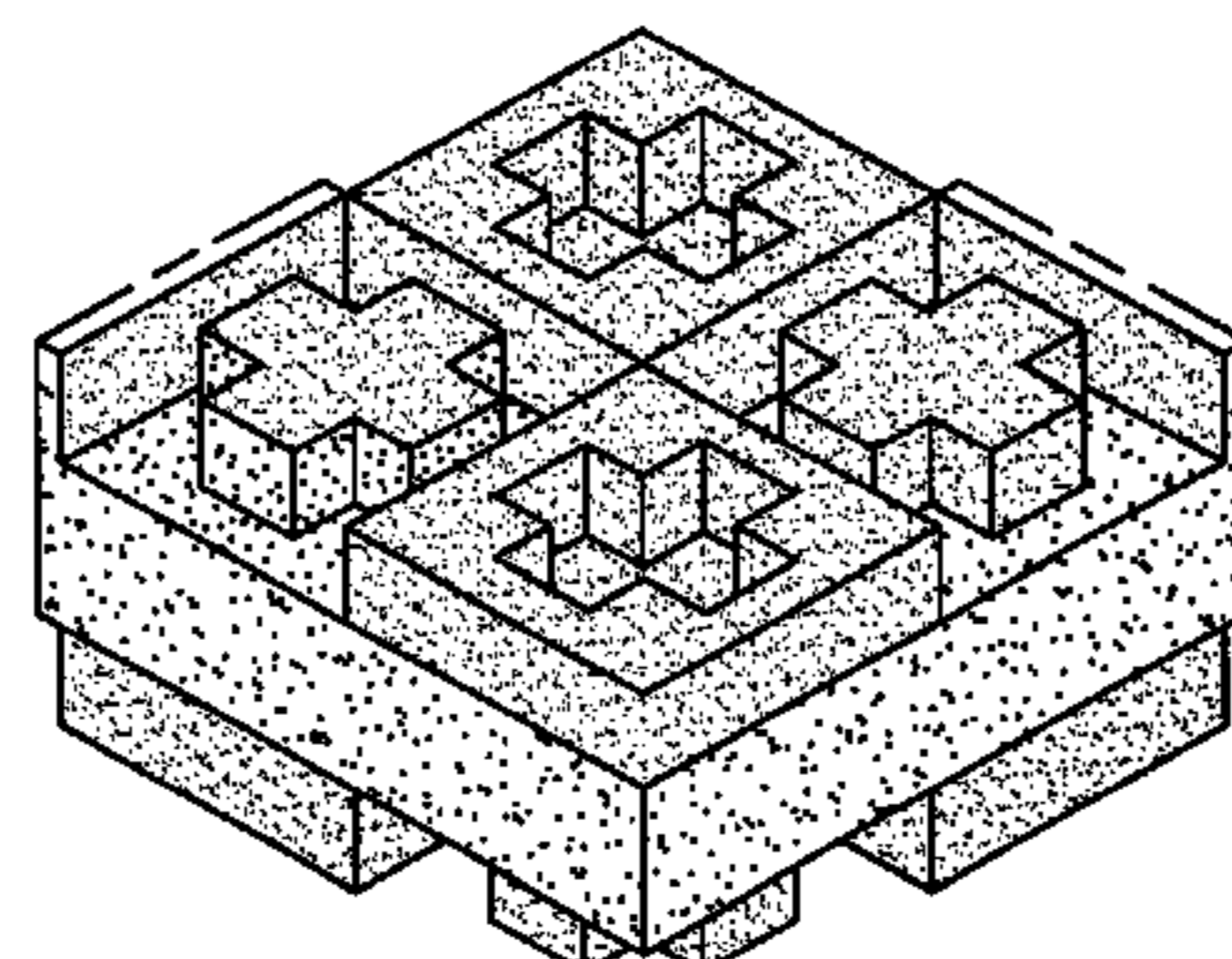



FIG. 2

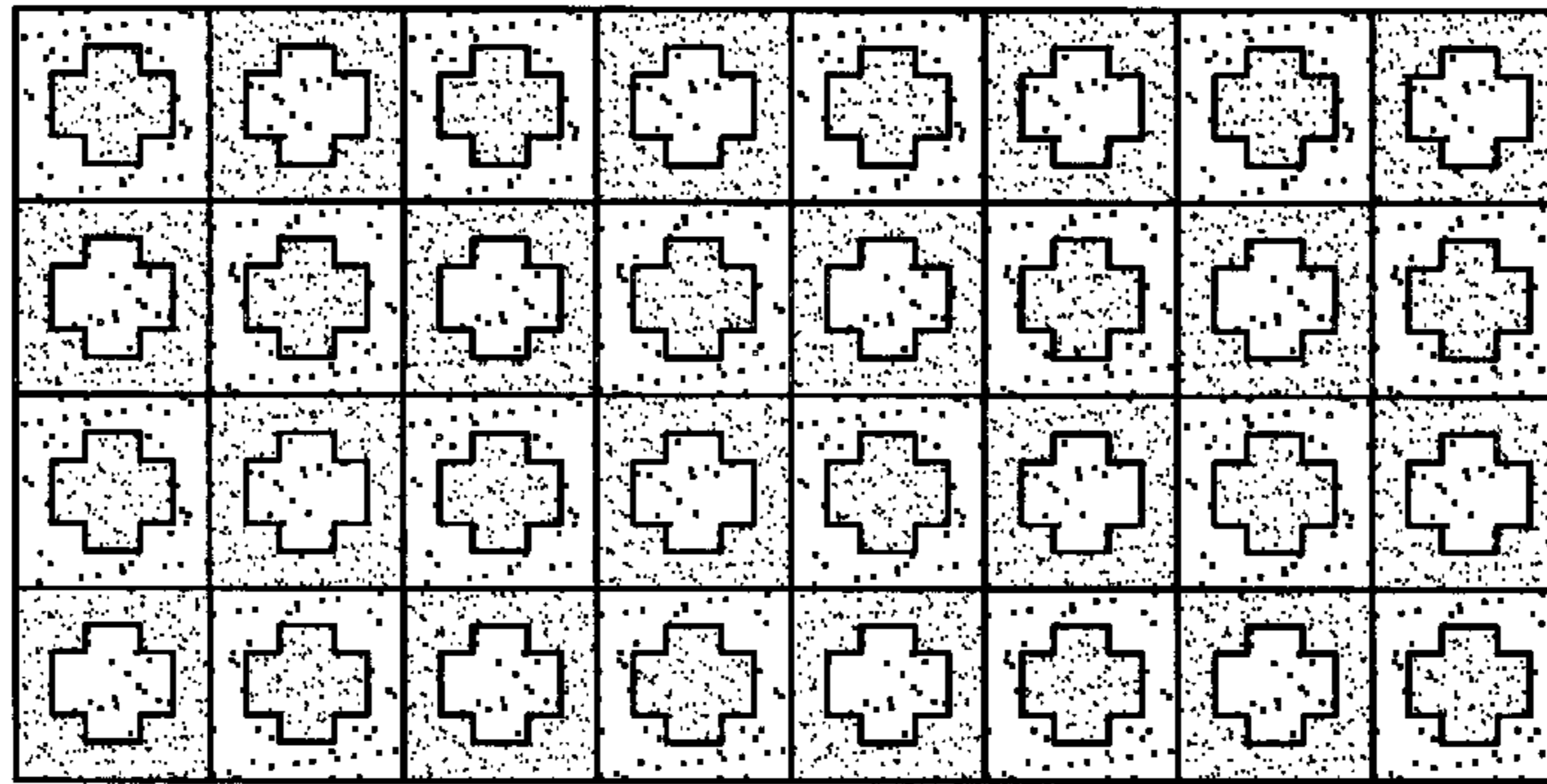


FIG. 1



FIG. 5

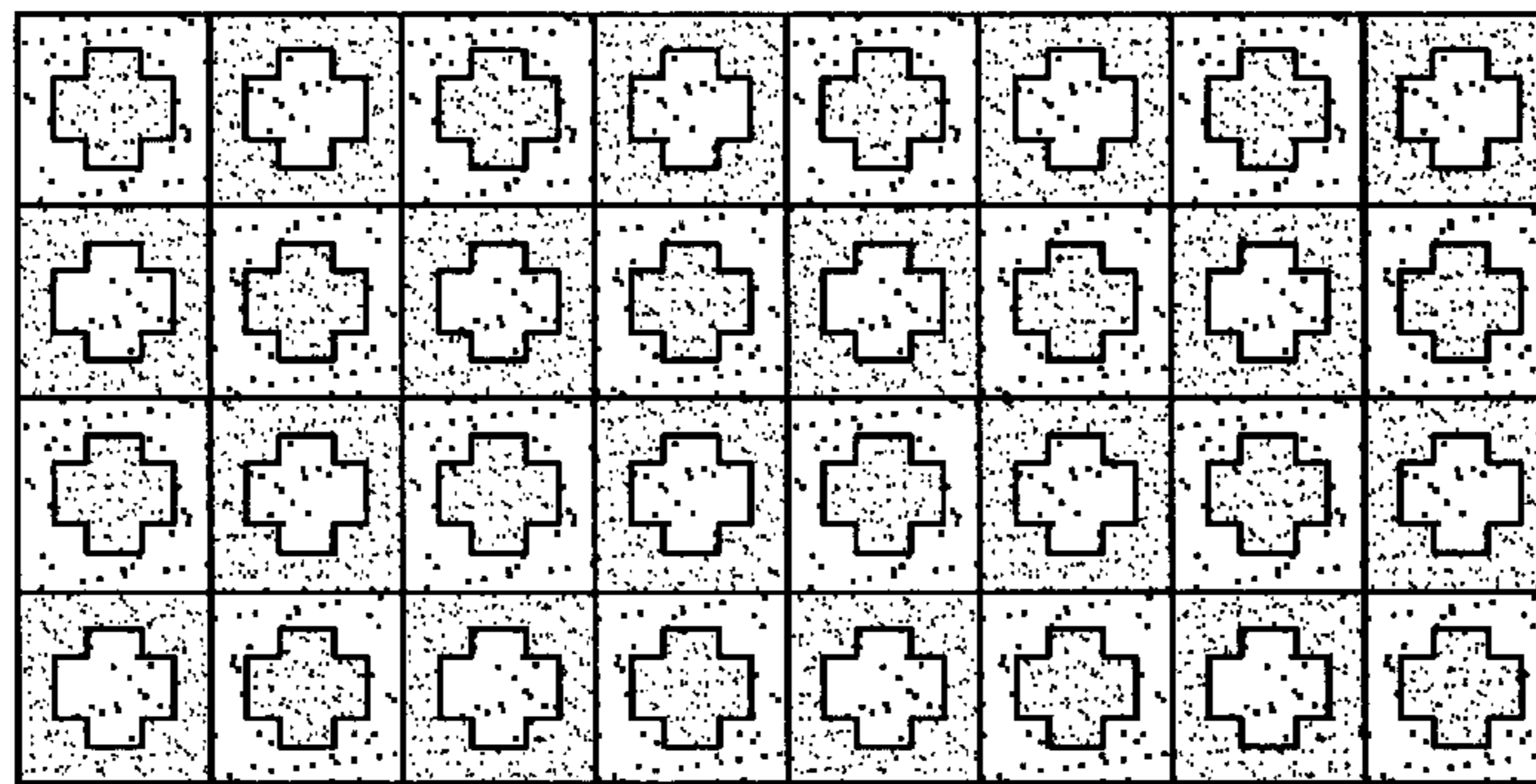


FIG. 3



FIG. 4



FIG. 6

