



US00D526515S

(12) **United States Design Patent**
Zorndorf

(10) **Patent No.:** **US D526,515 S**

(45) **Date of Patent:** **** Aug. 15, 2006**

(54) **TABLE LEG**

(75) Inventor: **Aaron J. Zorndorf**, Pacifica, CA (US)

(73) Assignee: **Doug Mockett & Company, Inc.**,
Manhattan Beach, CA (US)

(**) Term: **14 Years**

(21) Appl. No.: **29/225,464**

(22) Filed: **Mar. 16, 2005**

(51) **LOC (8) Cl.** **06-06**

(52) **U.S. Cl.** **D6/495**

(58) **Field of Classification Search** D6/480-489,
D6/495-499, 450, 451, 474, 477, 479, 470,
D6/422, 432; 108/153.1, 155, 156, 161, 155.7;
248/188, 188.1, 188.8, 188.7

See application file for complete search history.

(56) **References Cited**

U.S. PATENT DOCUMENTS

D144,993 S	*	6/1946	Spence	D6/487
D151,780 S	*	11/1948	Loe	D6/430
D171,620 S	*	3/1954	Roth	D6/430
D334,857 S	*	4/1993	Miller	D6/495

OTHER PUBLICATIONS

Artek—On-line catalog table X800D d.80—designed by Alvar Aalto 1954.

* cited by examiner

Primary Examiner—Janice E. Seeger

(74) *Attorney, Agent, or Firm*—Lewis Brisbois Bisgaard & Smith LLP; Sanford Astro, Esq.

(57) **CLAIM**

The ornamental design for a table leg, as shown and described.

DESCRIPTION

FIG. 1 is a perspective view of the table leg of my new design;

FIG. 2 is a front elevational view thereof;

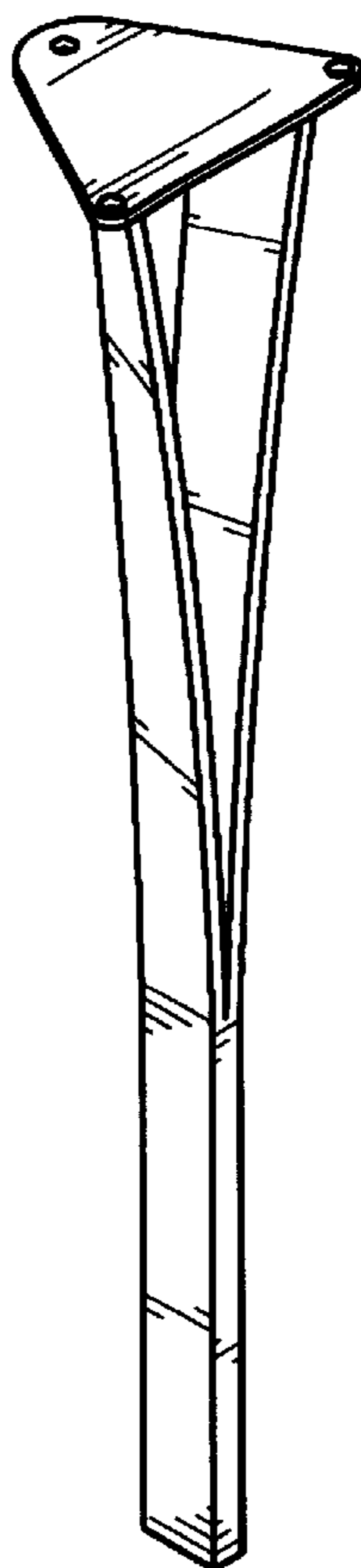
FIG. 3 is a rear elevational view thereof;

FIG. 4 is a right side elevational view thereof, the left side being a mirror image;

FIG. 5 is a top plan view; and,

FIG. 6 is a bottom plan view.

1 Claim, 1 Drawing Sheet



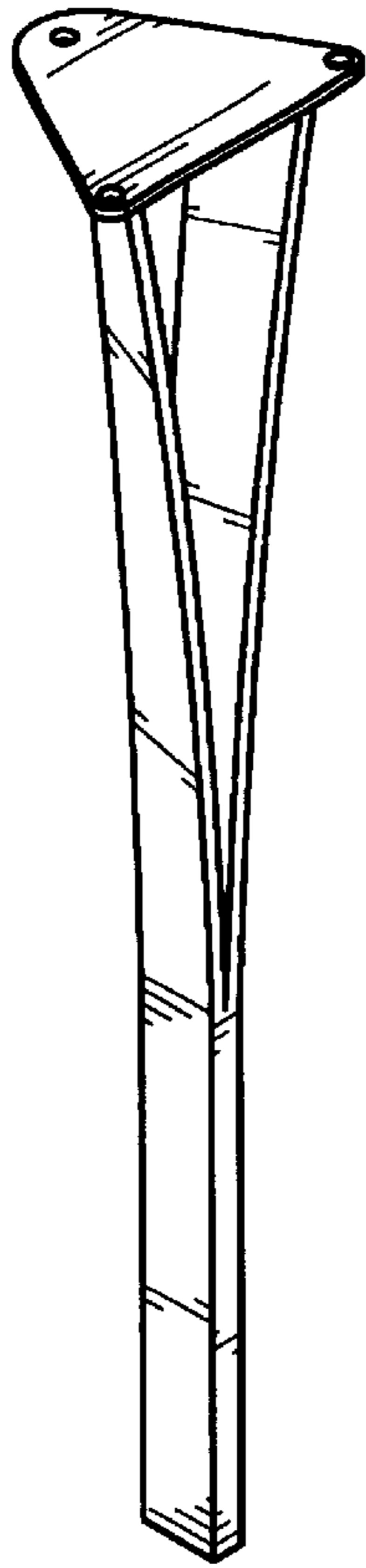


FIG. 1



FIG. 2



FIG. 3

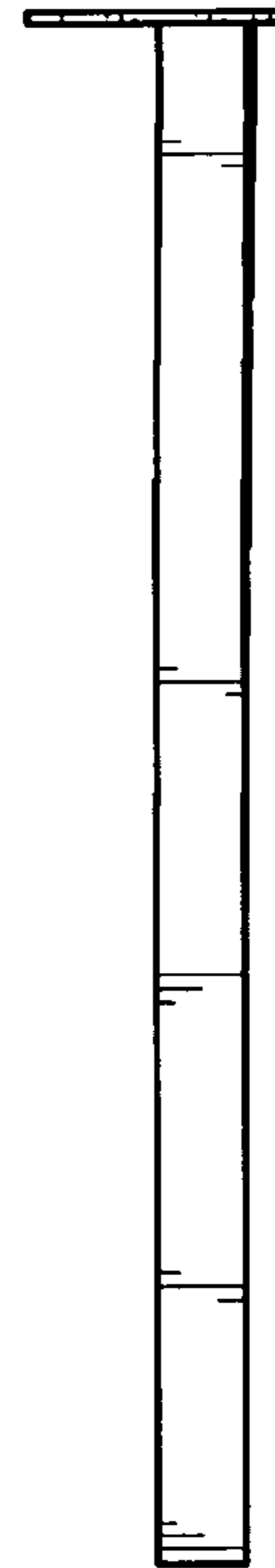


FIG. 4

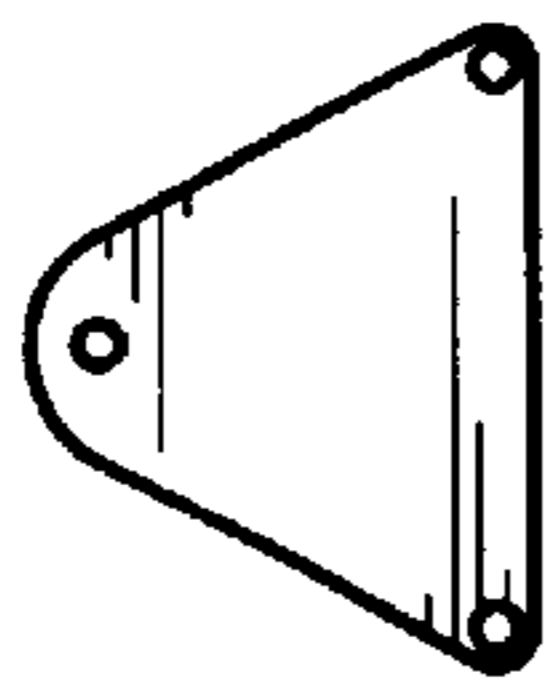


FIG. 5

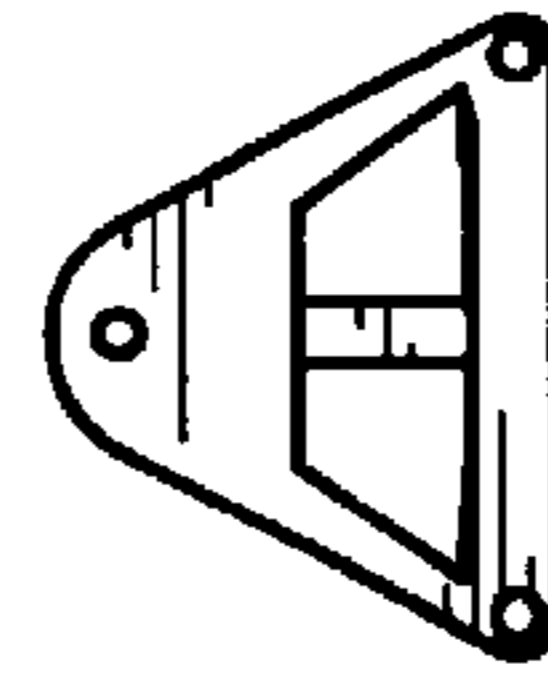


FIG. 6