



US00D526493S

(12) **United States Design Patent**
Fields

(10) **Patent No.:** **US D526,493 S**

(45) **Date of Patent:** **** Aug. 15, 2006**

(54) **ROBE HOOK**

(75) Inventor: **Betsy E. Fields**, Silverton, CO (US)

(73) Assignee: **Liberty Hardware Mfg. Corp.**,
Winston-Salem, NC (US)

(**) Term: **14 Years**

(21) Appl. No.: **29/245,271**

(22) Filed: **Dec. 21, 2005**

(51) **LOC (8) Cl.** **06-08**

(52) **U.S. Cl.** **D6/323**

(58) **Field of Classification Search** D6/315-317,
D6/320, 323, 324, 325, 327, 328; D8/363,
D8/367, 370-373; 248/301-304, 214, 215,
248/682, 690-692

See application file for complete search history.

(56) **References Cited**

U.S. PATENT DOCUMENTS

239,465	A	*	3/1881	Delany	248/304
D222,766	S	*	12/1971	Clayton	D8/367
D247,146	S	*	2/1978	Watt, Jr.	D6/323
D267,137	S	*	12/1982	Mayer	D8/367

D343,066	S	*	1/1994	Hsu	D6/323
D425,316	S	*	5/2000	Snell	D6/323
D456,695	S	*	5/2002	Goodman et al.	D8/367
D472,059	S	*	3/2003	Hoernig	D6/323
D472,061	S	*	3/2003	Hoernig	D6/323
D480,947	S	*	10/2003	Snell	D8/372
D493,093	S	*	7/2004	Goodman et al.	D8/367
D496,258	S	*	9/2004	Fields	D8/367

* cited by examiner

Primary Examiner—Mitchell Siegel

Assistant Examiner—Shanda C. Hill

(74) *Attorney, Agent, or Firm*—Edgar A. Zarins; Lloyd D. Doigan

(57) **CLAIM**

The ornamental design for a robe hook, as shown and described.

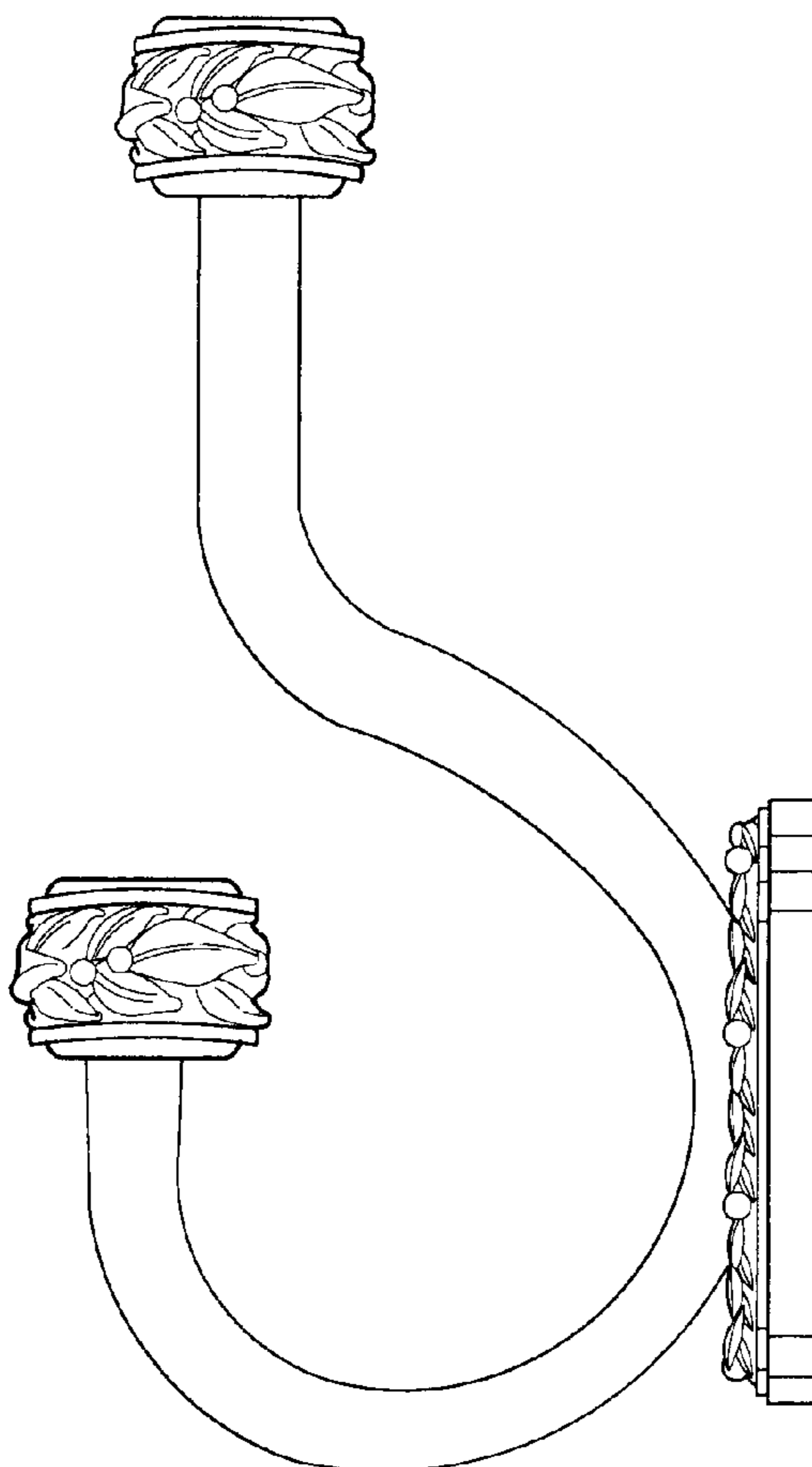
DESCRIPTION

FIG. 1 is a front elevational view of a robe hook showing my new design;

FIG. 2 is a top plan view thereof; and,

FIG. 3 is a left side view thereof, the opposite side being a mirror image of the side shown.

1 Claim, 1 Drawing Sheet



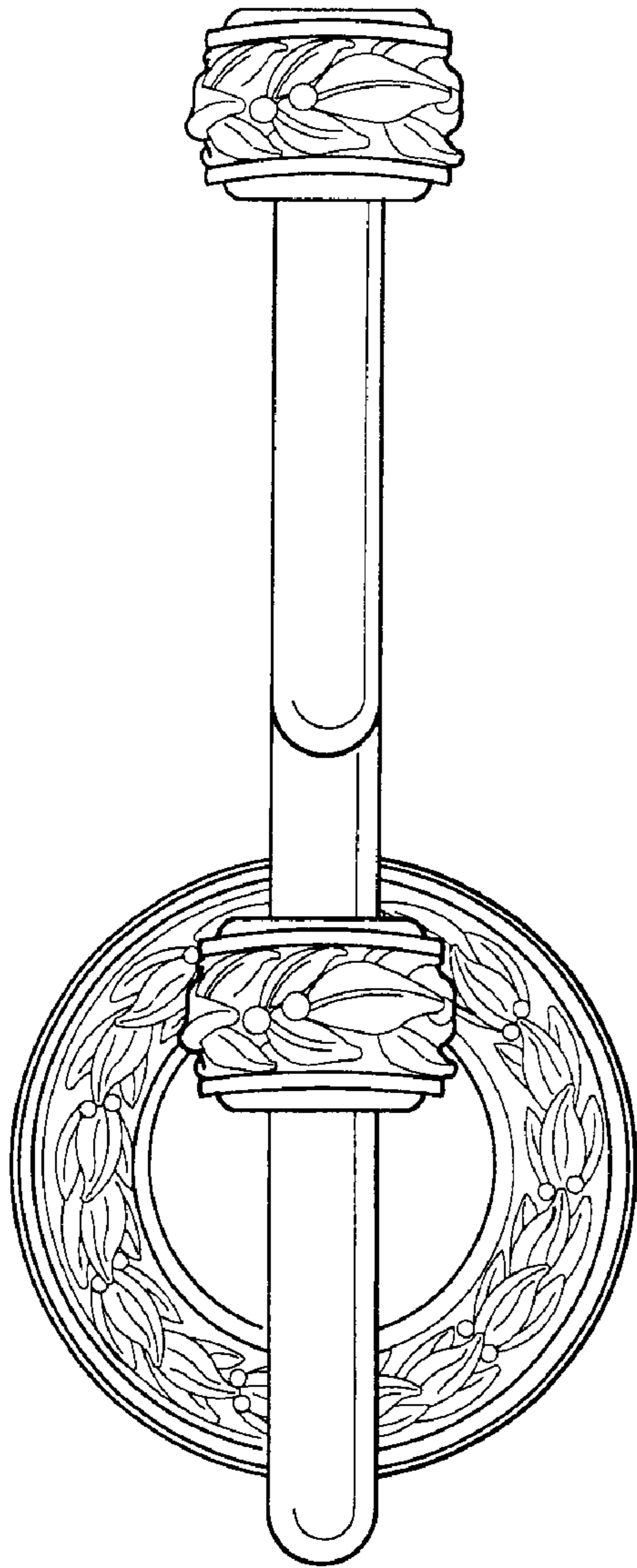


Fig-1

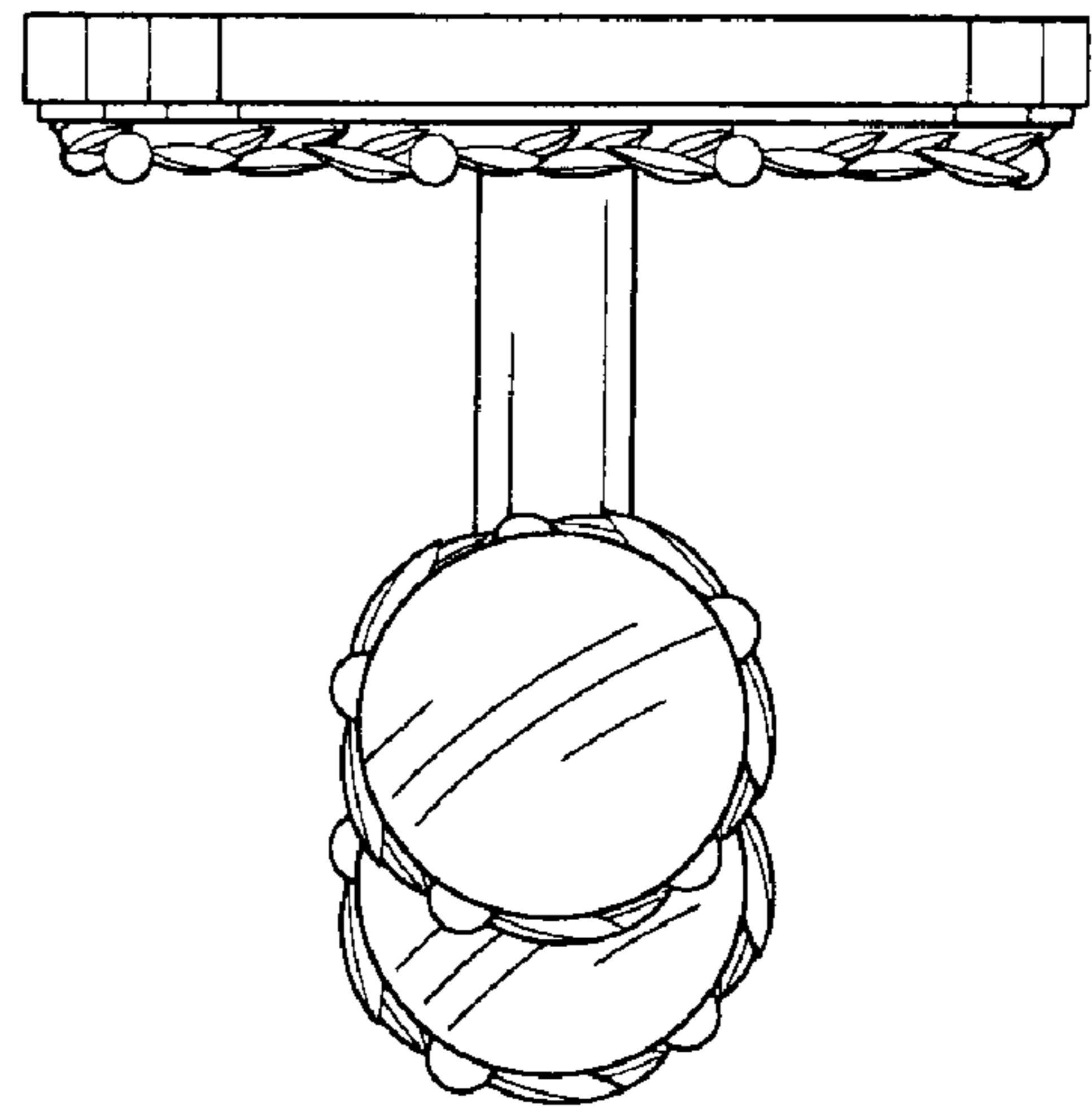


Fig-2

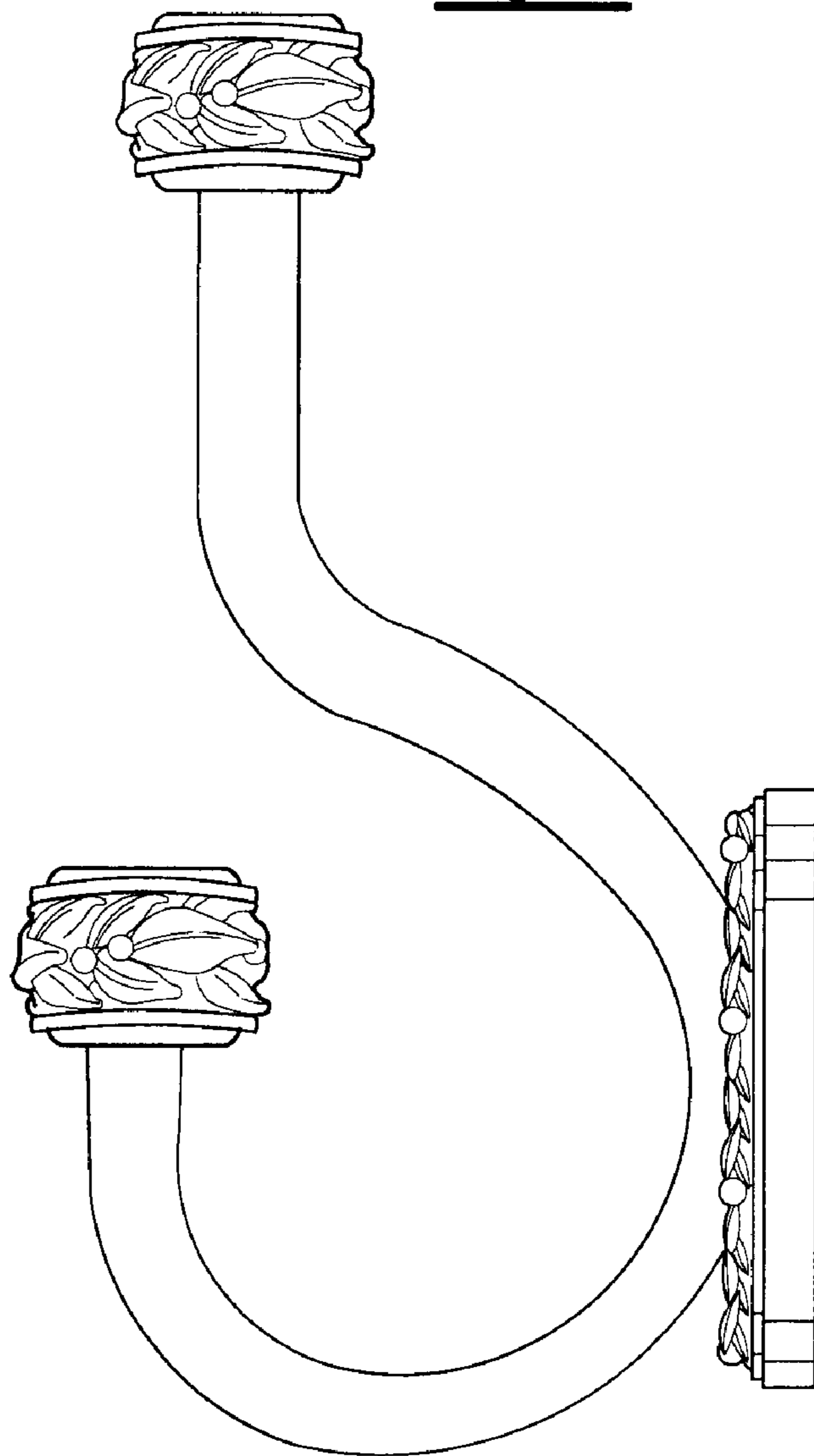


Fig-3