



US00D526490S

(12) **United States Design Patent**
Bruce

(10) **Patent No.:** **US D526,490 S**

(45) **Date of Patent:** **** Aug. 15, 2006**

(54) **MIRROR**

(75) **Inventor:** **David Bruce**, Monroe Township, NJ
(US)

(73) **Assignee:** **Foremost Groups, Inc.**, East Hanover,
NJ (US)

(**) **Term:** **14 Years**

(21) **Appl. No.:** **29/227,068**

(22) **Filed:** **Apr. 6, 2005**

(51) **LOC (8) Cl.** **06-07**

(52) **U.S. Cl.** **D6/300**

(58) **Field of Classification Search** D6/300-309,
D6/444, 432, 568; 40/700-702, 714, 717,
40/721, 727, 738, 739, 742, 745, 746, 747,
40/768, 777, 778, 779, 782-784, 790-791;
312/204; D11/131

See application file for complete search history.

(56) **References Cited**

U.S. PATENT DOCUMENTS

- 63,773 A * 4/1867 Cameron 451/221
- 63,774 A * 4/1867 Cameron 416/76
- 92,553 A * 7/1869 Pike 256/31

- D318,292 S * 7/1991 Duncan D19/20
- D437,693 S * 2/2001 Harwanko D6/300
- D441,545 S * 5/2001 Ungaro D6/300

* cited by examiner

Primary Examiner—Janice E. Seeger

Assistant Examiner—Sydney R. Buffalow

(74) *Attorney, Agent, or Firm*—Drinker Biddle & Reath
LLP

(57) **CLAIM**

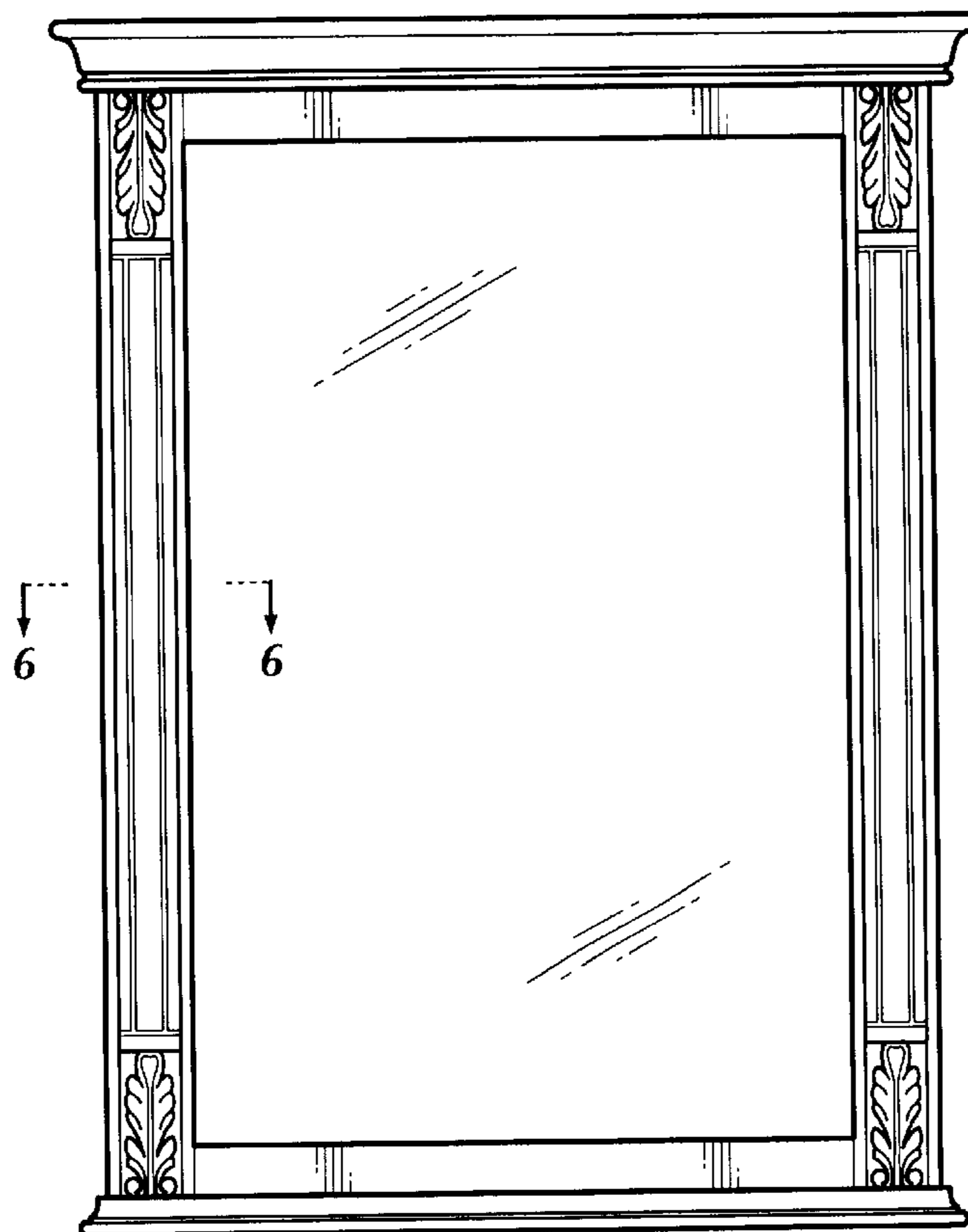
The ornamental design for a mirror, as shown and described.

DESCRIPTION

FIG. 1 is front elevation view showing my new design.
FIG. 2 is a left side elevation view of the mirror of FIG. 1,
the right side elevation view being a mirror-image.
FIG. 3 is a top end view of the mirror of FIG. 1.
FIG. 4 is a rear elevation view of the mirror of FIG. 1.
FIG. 5 is a bottom end view of the mirror of FIG. 1; and,
FIG. 6 is a partial cross-sectional view of the mirror taken
along lines 6—6 in FIG. 1.

The portions of the drawings appearing in broken lines are
for environment only and do not form a part of the claimed
design.

1 Claim, 3 Drawing Sheets






FIG. 1

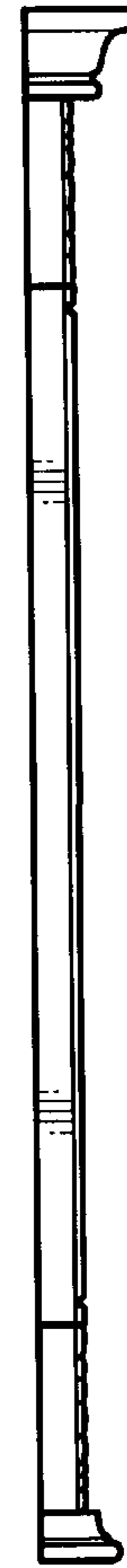


FIG. 2




FIG. 3

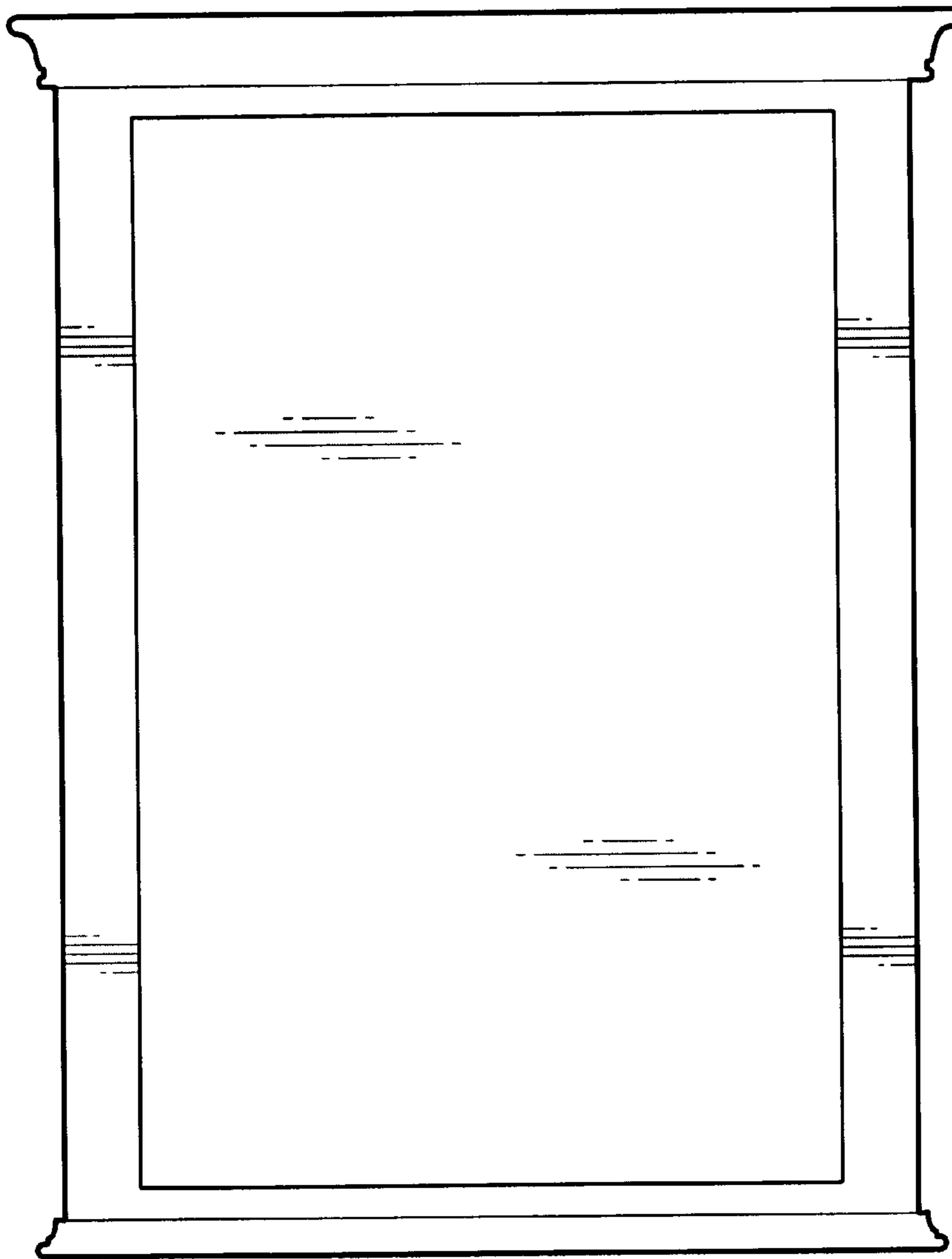


FIG. 4




FIG. 5

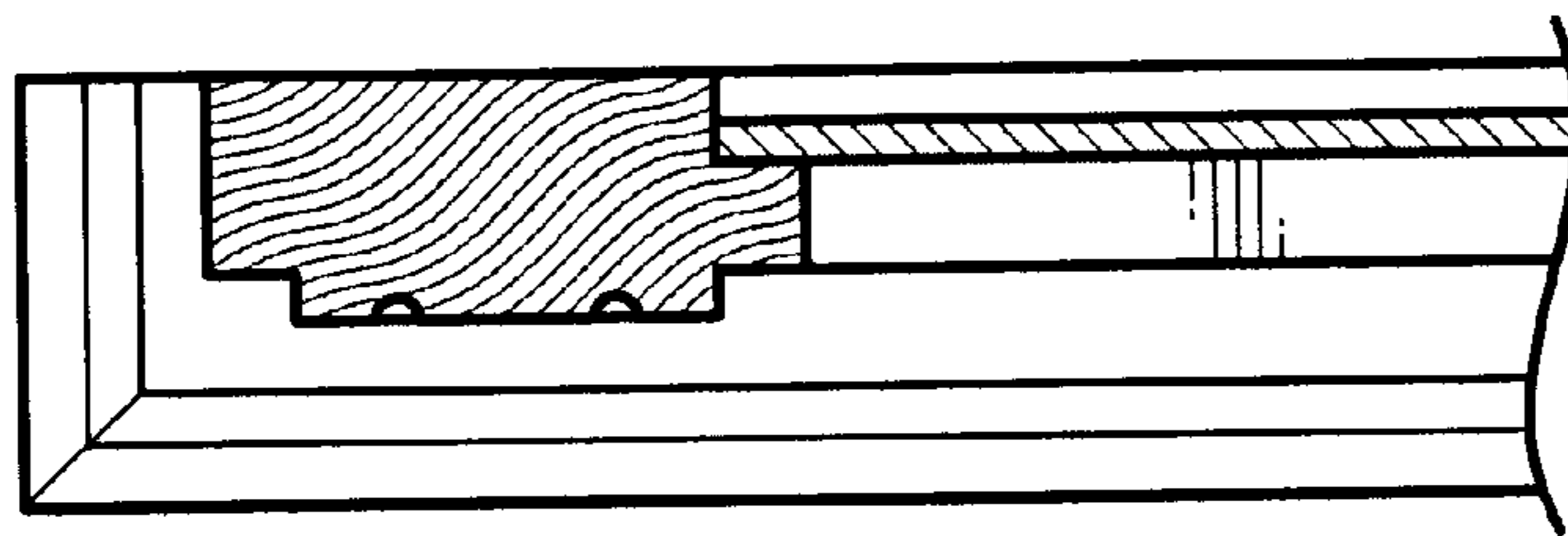


FIG. 6