



US00D526487S

(12) **United States Design Patent**
Chenvainu et al.

(10) **Patent No.:** **US D526,487 S**
(45) **Date of Patent:** **** Aug. 15, 2006**

(54) **HEAD AND NECK UNIT OF A TOOTHBRUSH**

(75) Inventors: **Alexander T. Chenvainu**, Sudbury, MA (US); **Thomas A. Christman**, Lexington, MA (US); **Duy Phong Vu**, Frankfurt am Main (DE); **Roland Ullmann**, Offenbach (DE)

(73) Assignee: **The Gillette Company**, Boston, MA (US)

(**) Term: **14 Years**

(21) Appl. No.: **29/221,039**

(22) Filed: **Jan. 10, 2005**

Related U.S. Application Data

(63) Continuation-in-part of application No. 10/666,497, filed on Sep. 19, 2003.

(51) **LOC (8) Cl.** **04-02**

(52) **U.S. Cl.** **D4/101; D4/111**

(58) **Field of Classification Search** D4/101, D4/104-112, 127, 134, 136; 15/167.1, 167.2, 15/176.1, 176.6, DIG. 5, DIG. 6; 132/308, 132/309; 601/139, 141, 142

See application file for complete search history.

(56) **References Cited**

U.S. PATENT DOCUMENTS

5,930,861 A * 8/1999 White 15/167.1

D433,813 S * 11/2000 Stutzer et al. D4/101
D455,556 S * 4/2002 Kling D4/101
D456,607 S * 5/2002 Carlucci et al. D4/101
D483,183 S * 12/2003 De Salvo D4/101
D506,872 S * 7/2005 Winkler et al. D4/104
2002/0138926 A1 * 10/2002 Brown, Jr. et al. 15/22.1

FOREIGN PATENT DOCUMENTS

DE 10208529 C1 * 10/2003

* cited by examiner

Primary Examiner—Alan P. Douglas

Assistant Examiner—Lavone D. Tabor

(74) *Attorney, Agent, or Firm*—David Howley

(57) **CLAIM**

The ornamental design for a head and neck unit of a toothbrush, as shown.

DESCRIPTION

FIG. 1 is a perspective view of a head and neck unit of a toothbrush as seen from the top, front and left sides;

FIG. 2 is a front elevational view thereof;

FIG. 3 is a rear elevational view thereof;

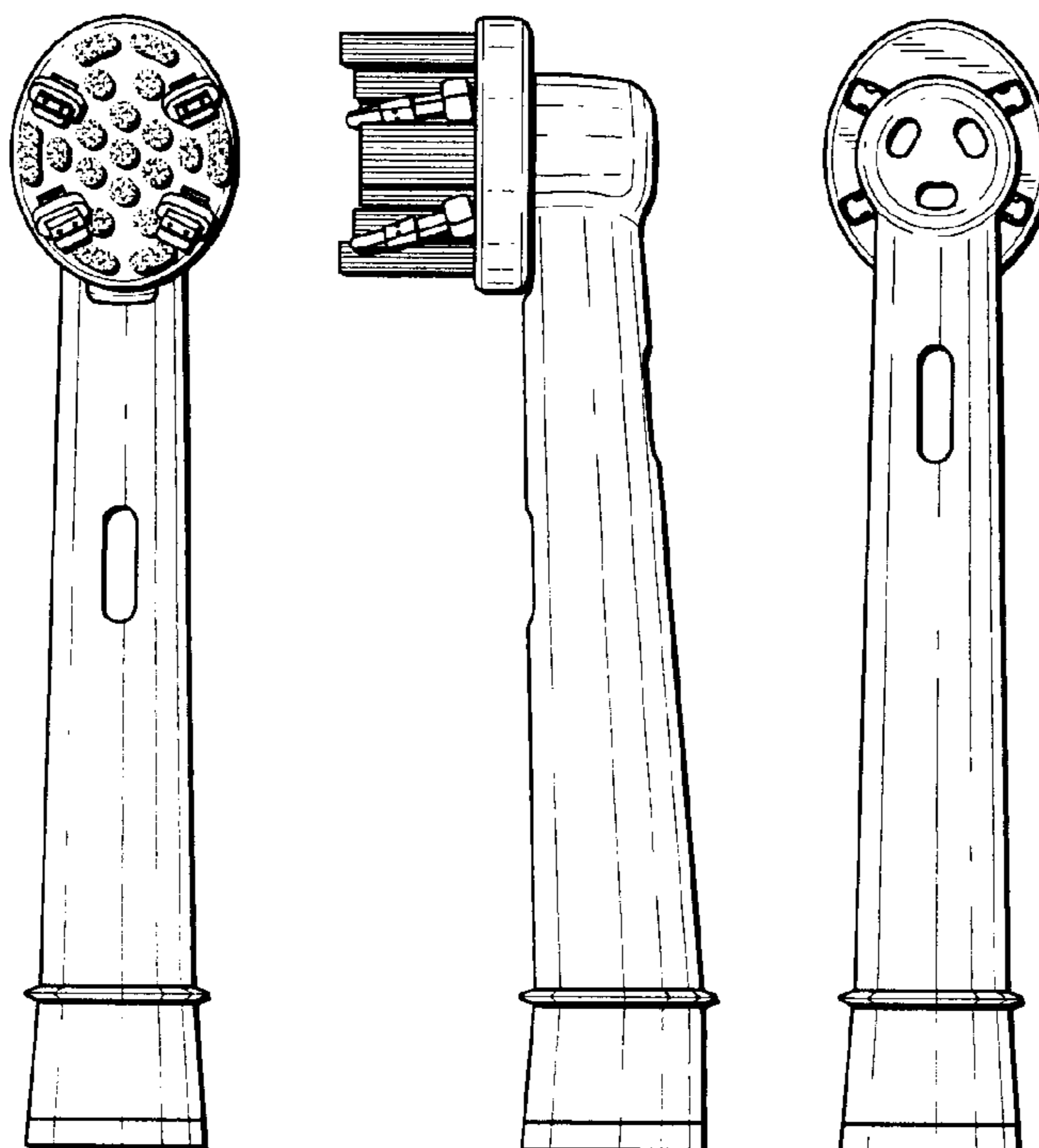
FIG. 4 is a top plan view thereof;

FIG. 5 is a left side elevational view thereof;

FIG. 6 is a bottom plan view thereof; and,

FIG. 7 is a right side elevational view thereof.

1 Claim, 1 Drawing Sheet



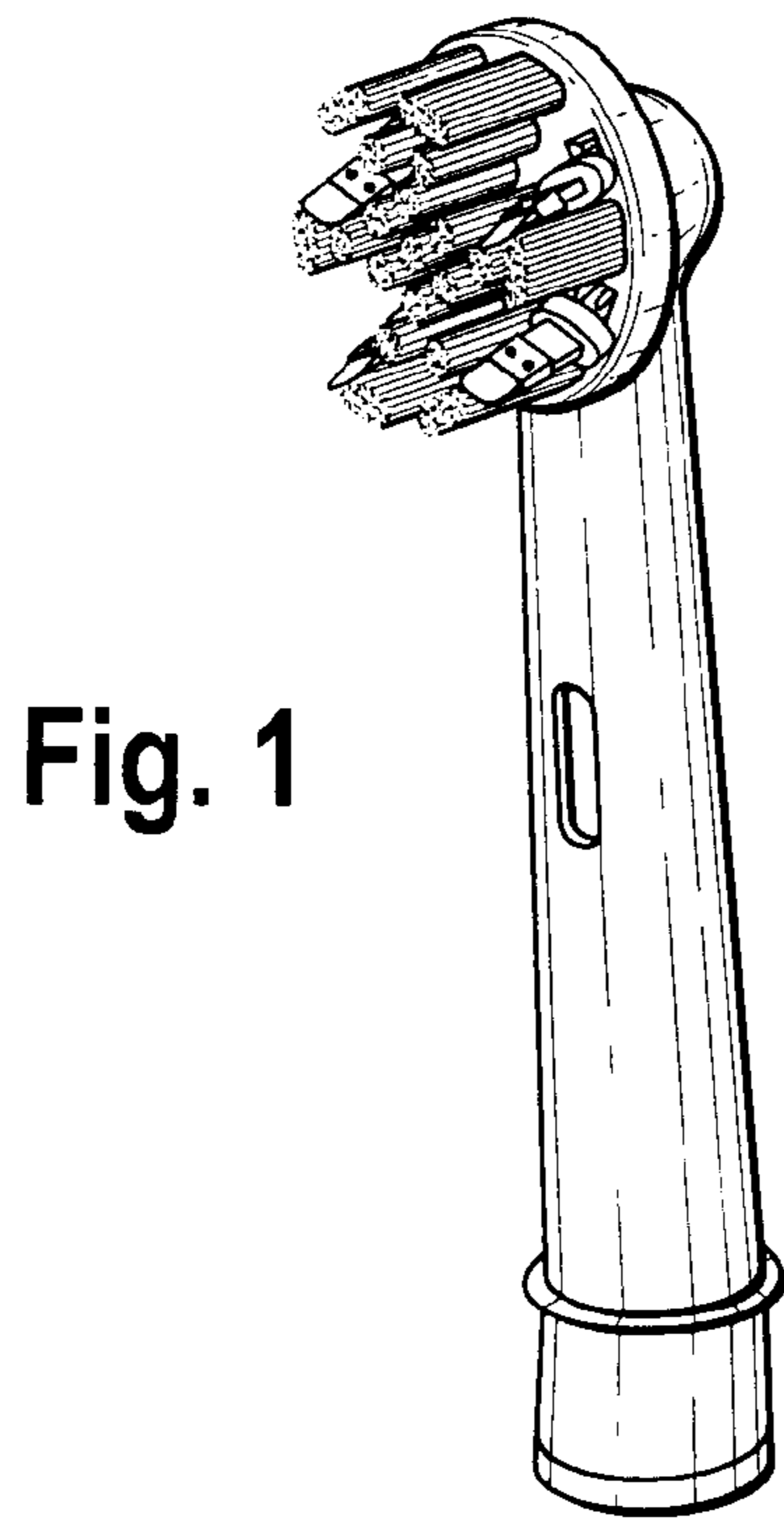


Fig. 1

Fig. 2




Fig. 3

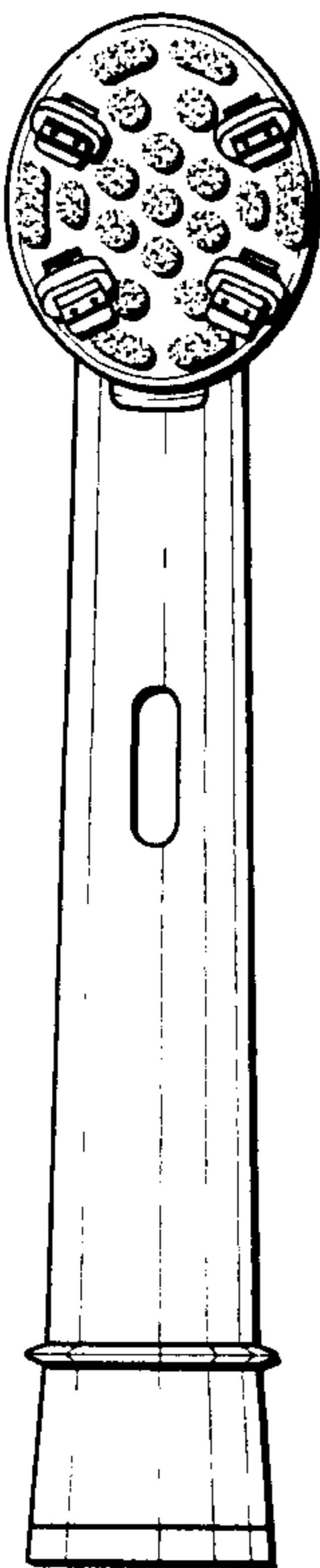
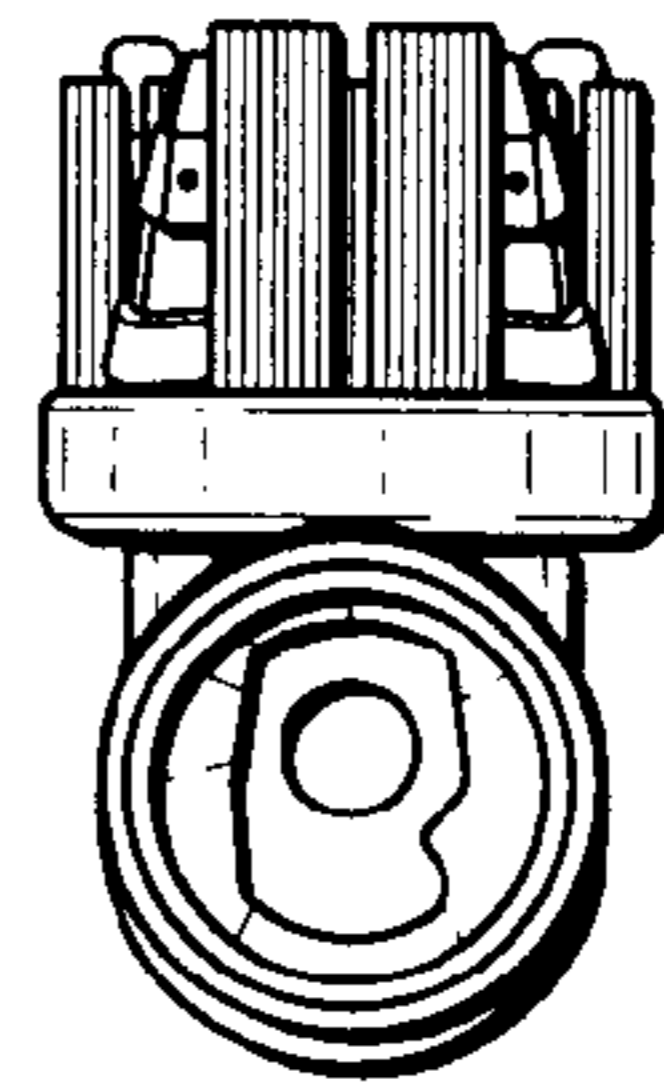


Fig. 4

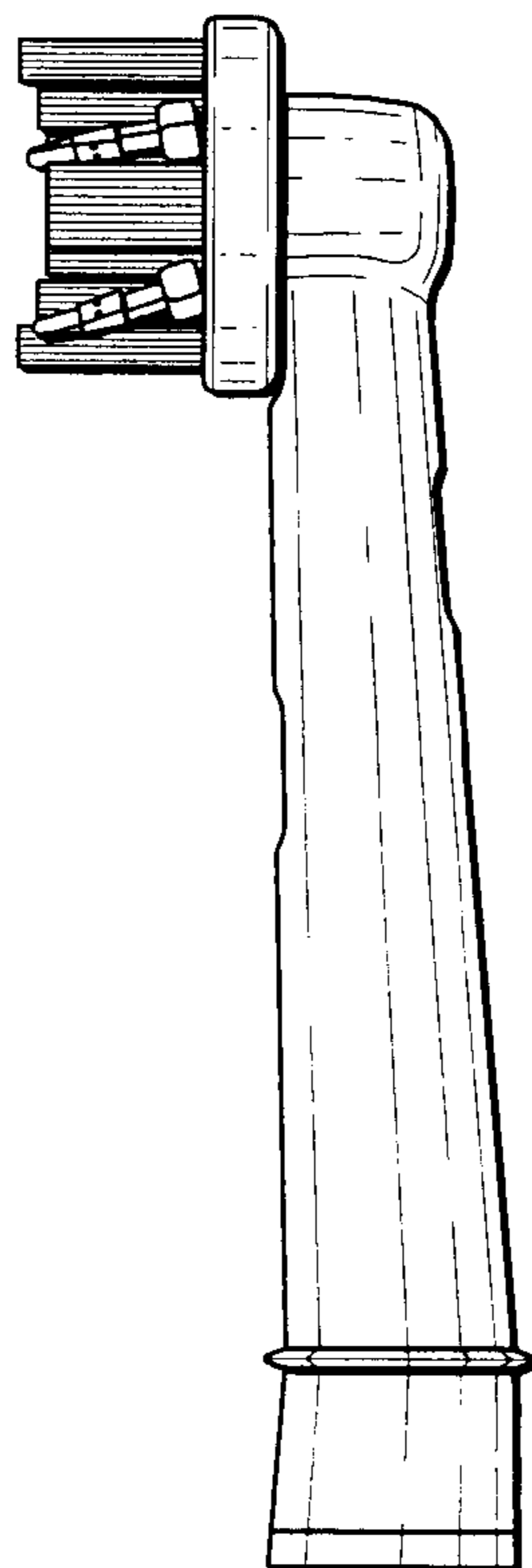


Fig. 5

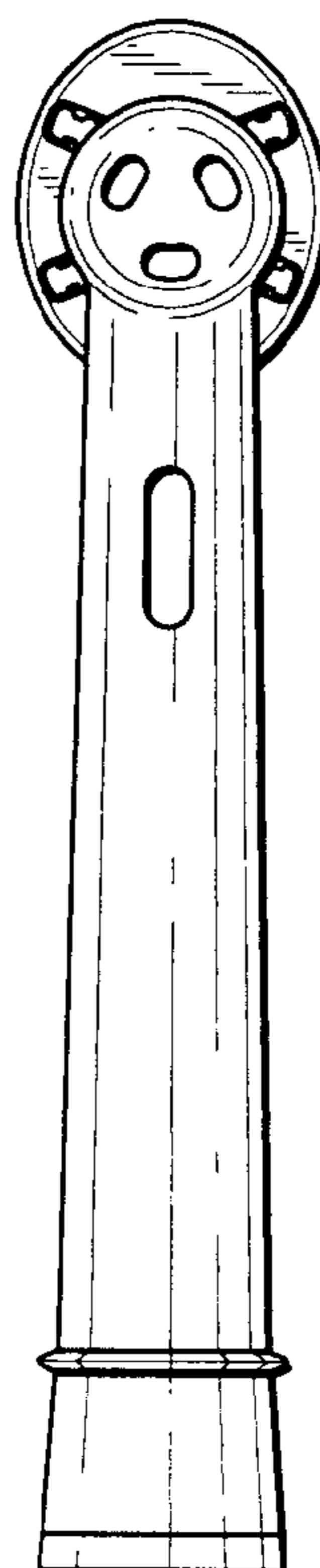


Fig. 6

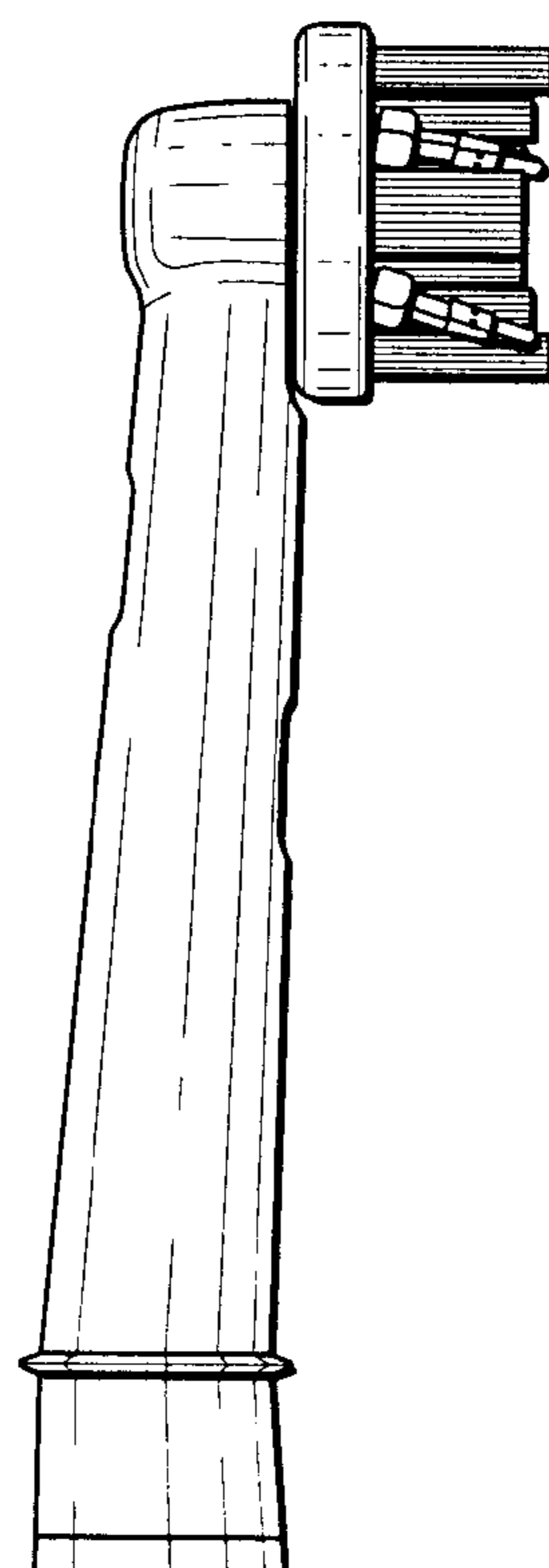


Fig. 7