

US00D526483S

(12) **United States Design Patent** (10) **Patent No.:** **US D526,483 S**
Lay et al. (45) **Date of Patent:** **** Aug. 15, 2006**

(54) **PROTECTIVE CASE FOR A POWER TOOL**

(75) Inventors: **Carlton R. Lay**, Greenville, SC (US);
Kenneth M. Brazell, Piedmont, SC
(US); **Taku Ohi**, Greer, SC (US);
Benjamin J. Thomas, Anderson, SC
(US); **Jeffrey S. Jones**, Hartselle, AL
(US)

(73) Assignee: **One World Technologies Limited**,
Hamilton (BM)

(**) Term: **14 Years**

(21) Appl. No.: **29/213,929**

(22) Filed: **Sep. 24, 2004**

(51) **LOC (8) Cl.** **03-01**

(52) **U.S. Cl.** **D3/282; D3/905**

(58) **Field of Classification Search** D3/273,
D3/276, 281-282, 905; D9/499, 516, 530,
D9/531; 206/349, 373, 527; 312/902
See application file for complete search history.

(56) **References Cited**

U.S. PATENT DOCUMENTS

777,477 A	12/1904	Edstrom	
1,054,826 A	3/1913	Cole	
RE14,000 E	10/1915	Cole	
2,229,811 A	1/1941	Lockhart	
3,447,711 A	6/1969	Bozek	
3,586,140 A	6/1971	Kellet et al.	
D225,383 S	12/1972	Eisele	
D262,074 S	12/1981	Schnabel	
D279,623 S	7/1985	Blomquist et al.	
D284,641 S	* 7/1986	Jones D9/524
D286,103 S	10/1986	Blumenthal	
4,759,454 A	7/1988	Nowicki et al.	
D298,486 S	11/1988	Jain	
D302,523 S	* 8/1989	Suhajda D9/528
D335,030 S	4/1993	Alfonso	
D374,988 S	10/1996	Hillinger	
5,639,529 A	6/1997	Gozdecki et al.	
D385,795 S	* 11/1997	Wysocki et al. D9/531

D393,945 S	*	5/1998	Urvoy	D3/282
5,755,311 A		5/1998	Younessian et al.		
D404,202 S		1/1999	Neyton		
6,086,697 A		7/2000	Key		
6,123,893 A	*	9/2000	Newby, Sr.	264/516
D434,562 S	*	12/2000	Huang	D3/282
D437,484 S		2/2001	Tiramani et al.		
D438,006 S	*	2/2001	Hoshino	D3/282
D439,408 S	*	3/2001	Gibson et al.	D3/282
6,237,269 B1		5/2001	Key		
D455,263 S		4/2002	Schoen et al.		
D470,658 S	*	2/2003	Chunn et al.	D3/282
6,631,578 B1		10/2003	Key		

OTHER PUBLICATIONS

Paslode IM350 Transport Case: pictured Jan. 22, 2003
through http://web.archive.org/web/*/http://www.tool-net.co.uk*

* cited by examiner

Primary Examiner—Philip S. Hyder

Assistant Examiner—RoseLynne (Ulm) Cody

(74) *Attorney, Agent, or Firm*—Brinks Hofer Gilson &
Lione

(57) **CLAIM**

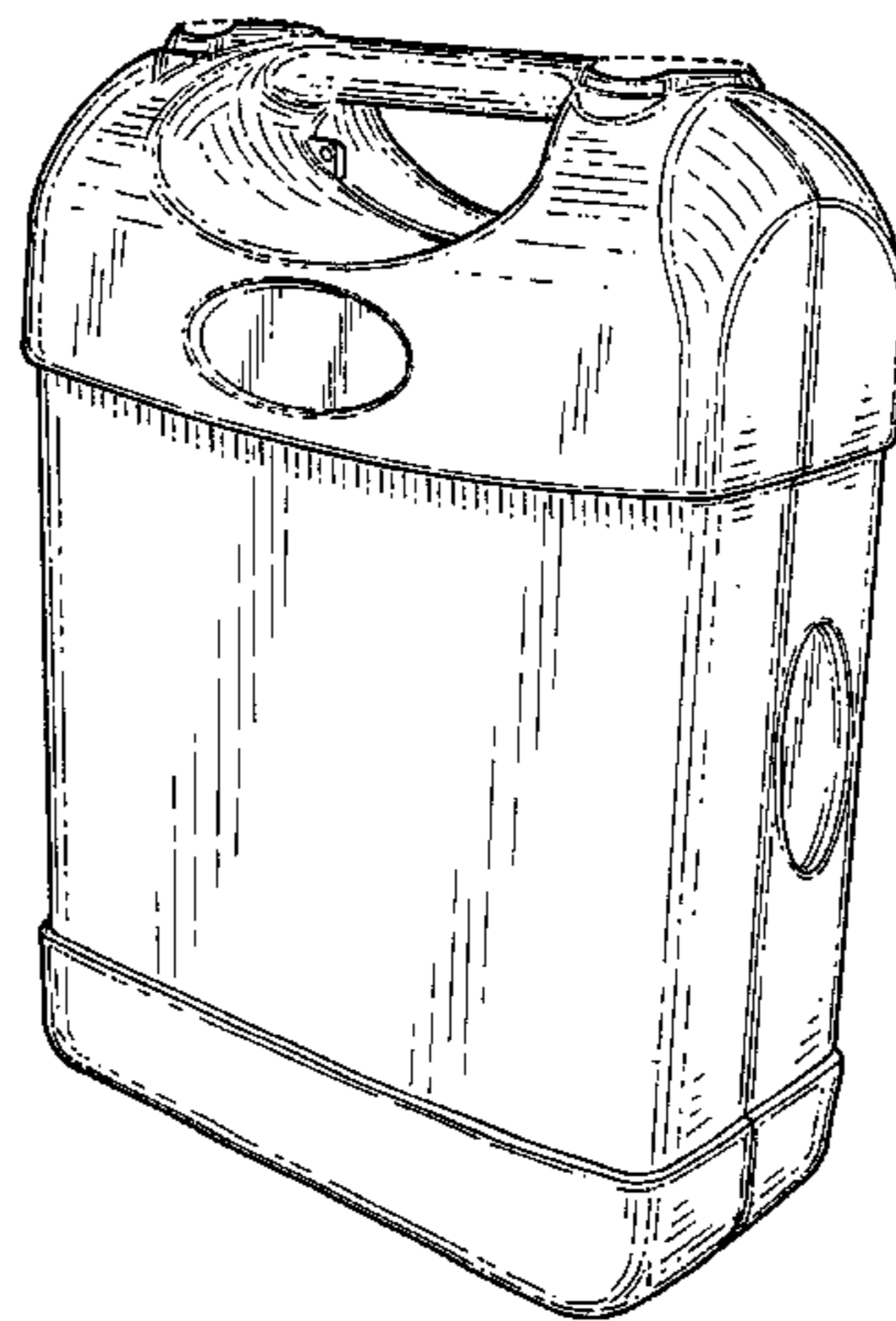
We claim the ornamental design for a protective case for a
power tool, as shown and described.

DESCRIPTION

FIG. 1 is a top perspective view of a protective case for a
power tool of the present invention;
FIG. 2 is a front view thereof;
FIG. 3 is a rear view thereof;
FIG. 4 is a first side view thereof;
FIG. 5 is a second side view thereof;
FIG. 6 is a top view thereof; and,
FIG. 7 is a bottom view thereof.

The ornamental design which is claimed is shown in solid
lines in the drawings. Any broken lines in the drawings are
for illustrative purposes only and form no part of the claimed
design.

1 Claim, 4 Drawing Sheets



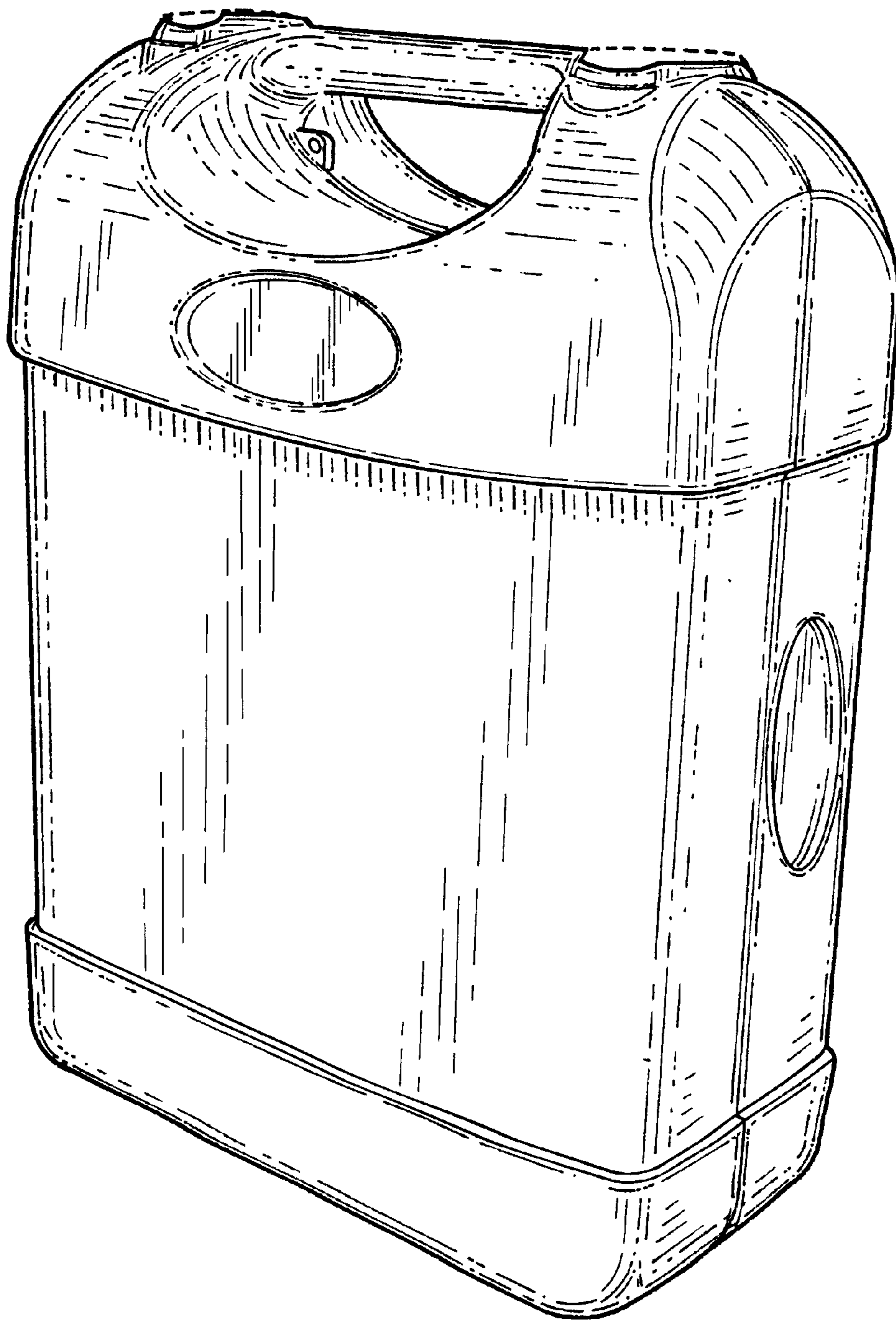


Fig. 1

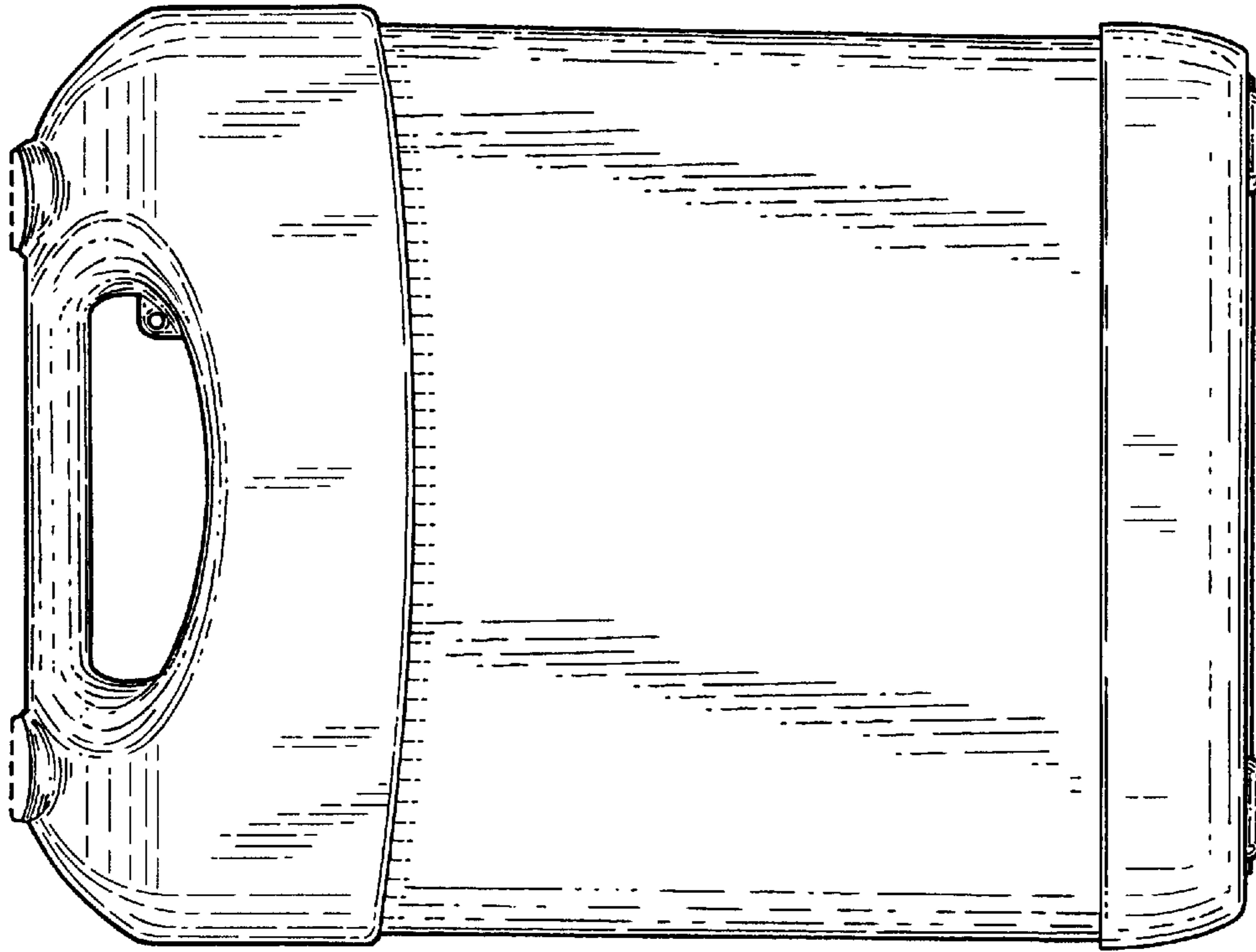


Fig. 3

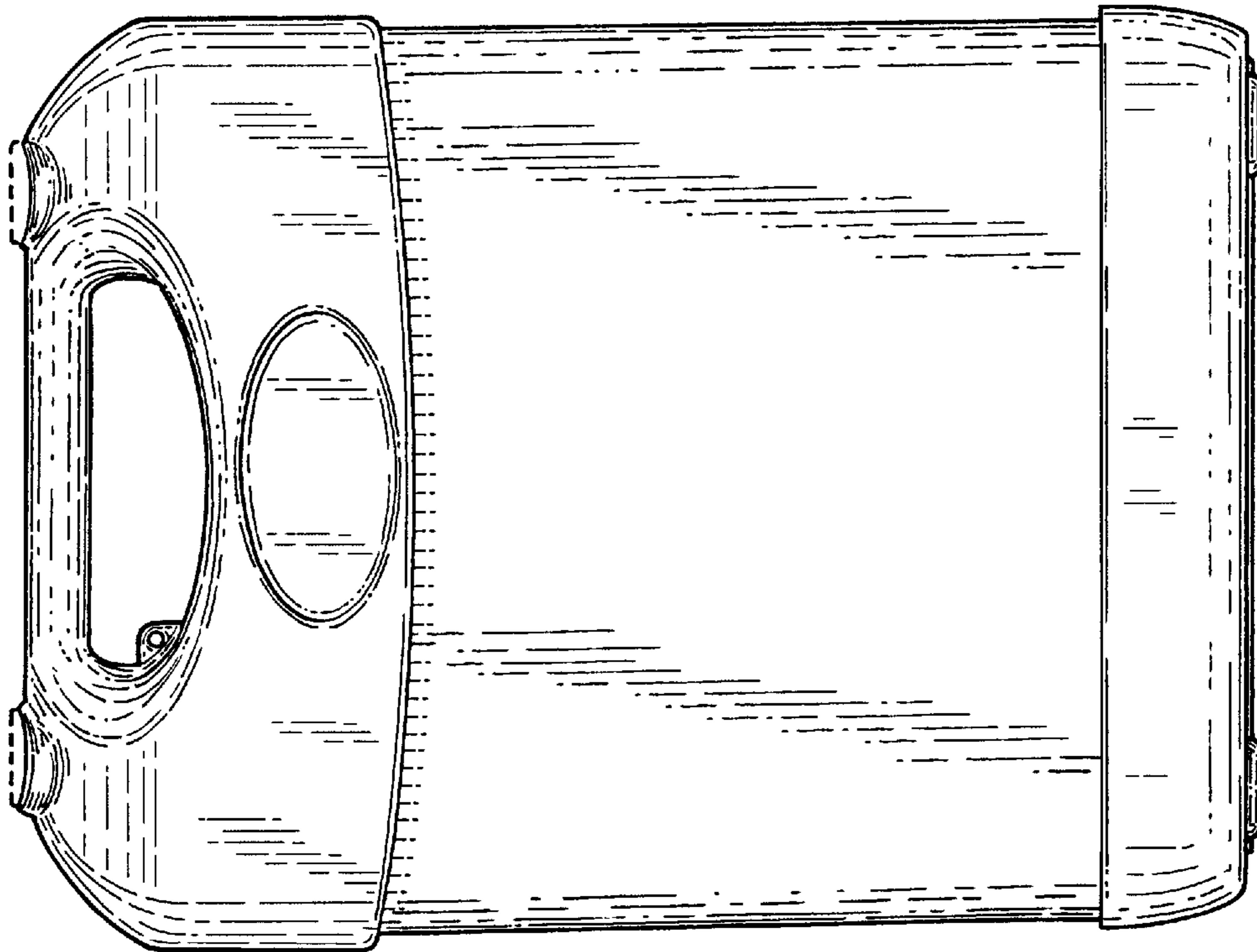


Fig. 2

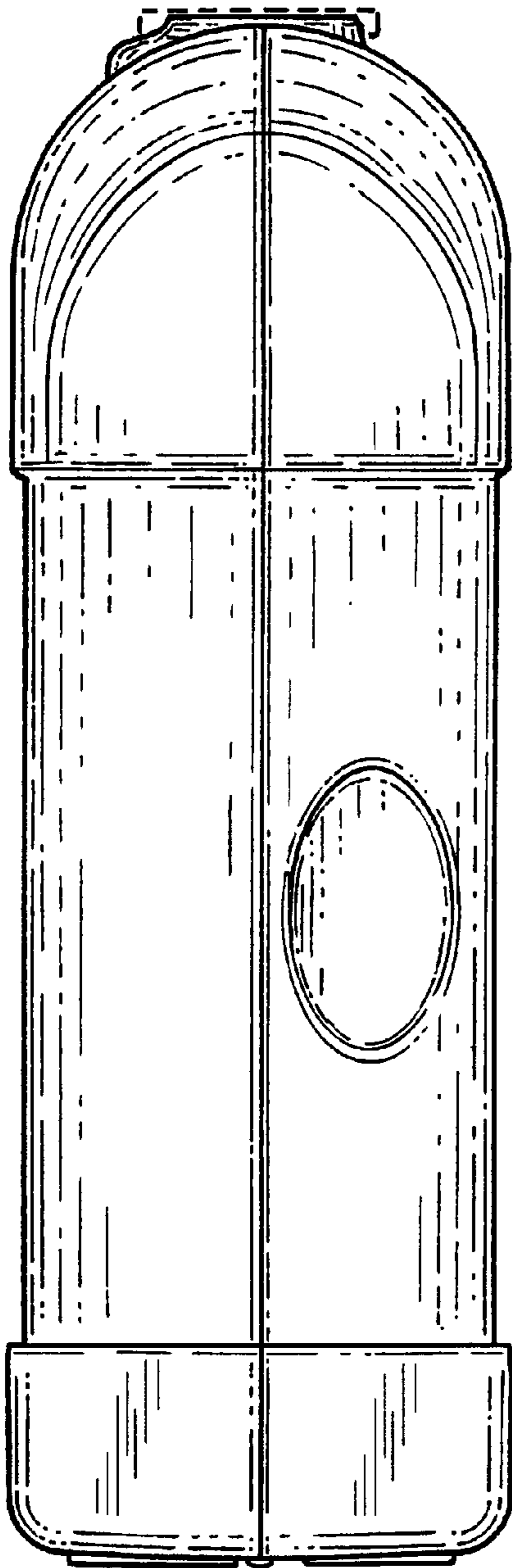


Fig. 4

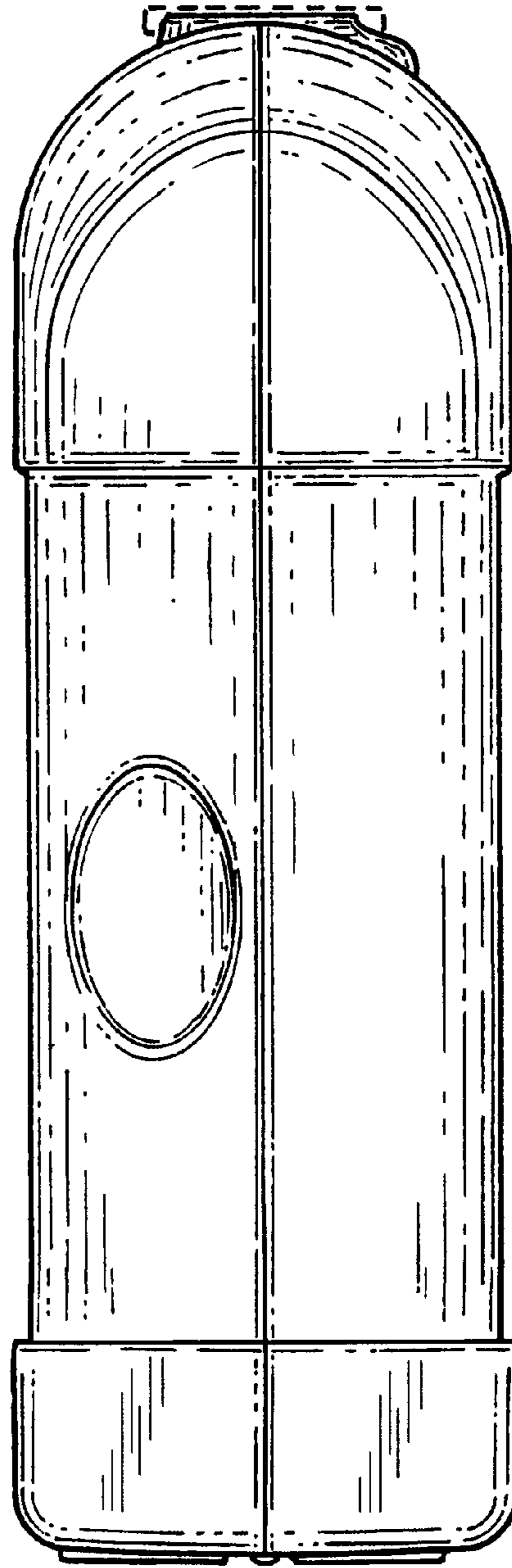


Fig. 5

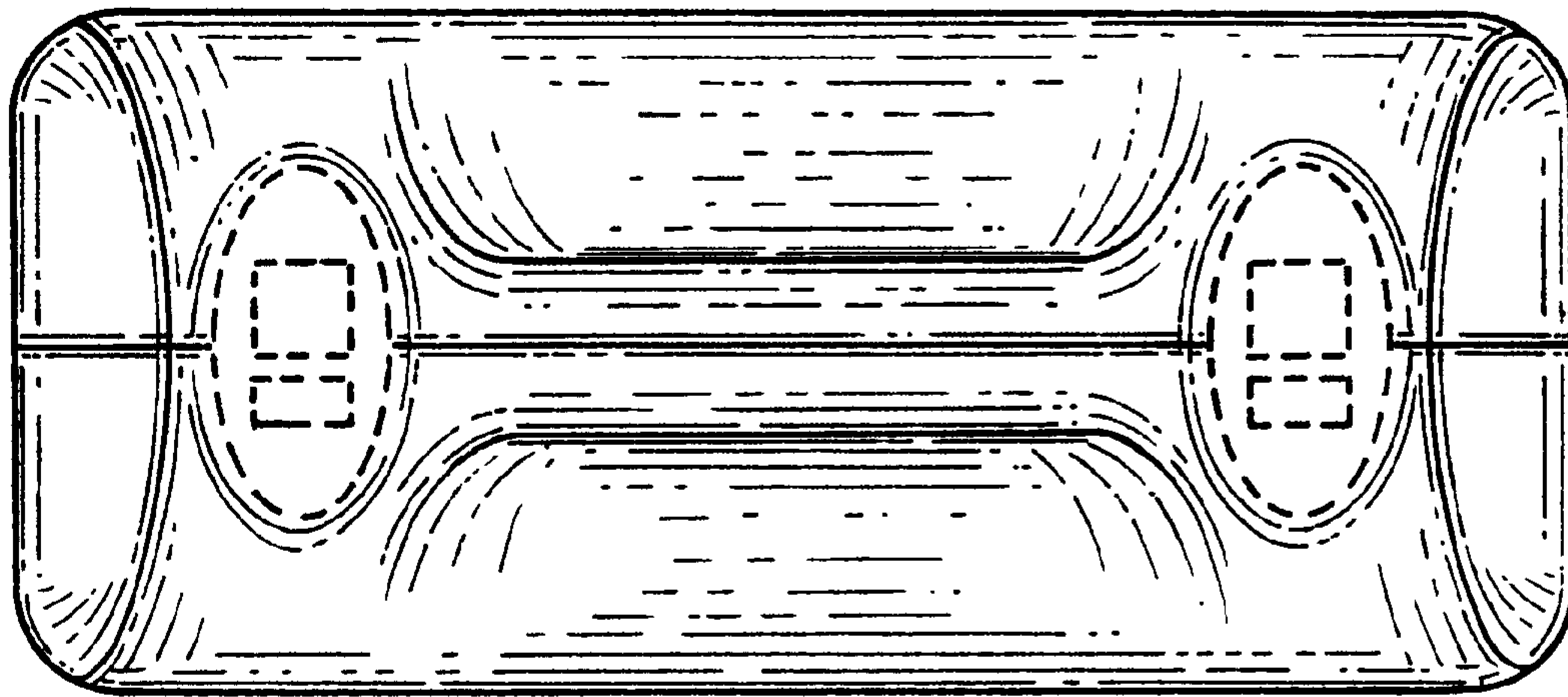


Fig. 6

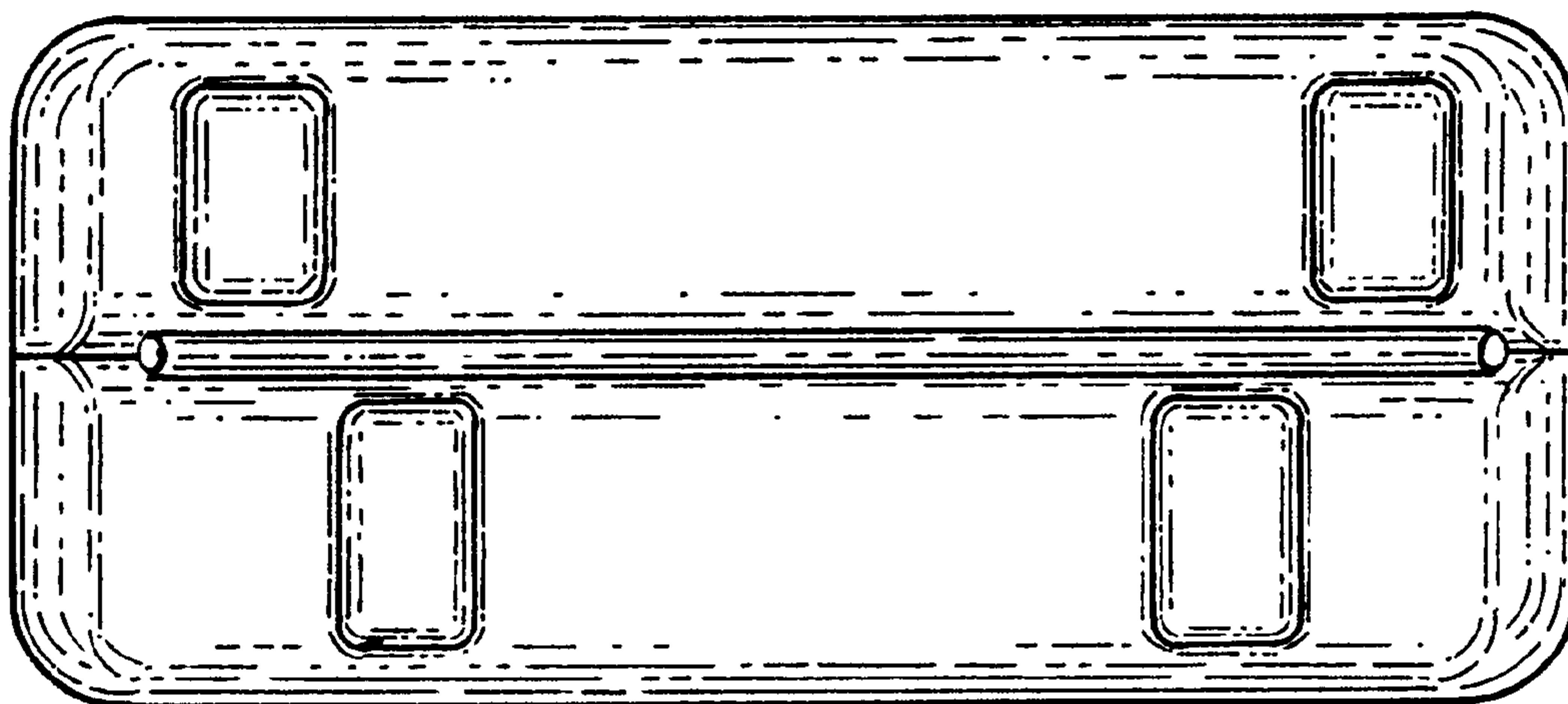


Fig. 7