



US00D526478S

(12) **United States Design Patent** (10) **Patent No.:** **US D526,478 S**  
**Priebe et al.** (45) **Date of Patent:** **\*\* Aug. 15, 2006**

(54) **MONTHLY PILL CONTAINER WITH LOCKING LIDS**

(75) Inventors: **Robert N. Priebe**, Bloomington, MN (US); **Terrance O. Noble**, Burnsville, MN (US)

(73) Assignee: **Apothecary Products, Inc.**, Burnsville, MN (US)

(\*\*) Term: **14 Years**

(21) Appl. No.: **29/224,036**

(22) Filed: **Feb. 24, 2005**

(51) **LOC (8) Cl.** ..... **03-01**

(52) **U.S. Cl.** ..... **D3/203.3**

(58) **Field of Classification Search** ..... D3/203.3, D3/201, 203.1, 203.2; 206/532–539; 220/524  
See application file for complete search history.

(56) **References Cited**

**U.S. PATENT DOCUMENTS**

D349,850	S	*	8/1994	Leman	.....	D3/203.3
5,379,899	A		1/1995	Thurell	.....	206/538
D357,178	S	*	4/1995	Shaw	.....	D3/203.3
D402,552	S	*	12/1998	Reymond	.....	D3/203.3
D415,958	S	*	11/1999	Noble	.....	D3/203.3
D418,288	S	*	1/2000	Priebe	.....	D3/203.3
D430,392	S	*	9/2000	Noble	.....	D3/203.3
2004/0159576	A1	*	8/2004	Holmberg	.....	206/538

**OTHER PUBLICATIONS**

Exhibits A1–A3 Apothecary Products, Inc. Maxi-Pharmadose™ Pill Dispenser.

Exhibits B1–B3 Item of Sweden Mediset® Pill Dispenser; ©ITEM 1994, Eur.pat. 519893 (DE, ES, FR, GB, IT, NL, SE), U.S. Pat. No. 5,379,899.

Exhibits C1–C2 Practicdose Pill Dispenser.

Exhibits D1–D2 Pill Dispenser.

Exhibits E1–E4 Apothecary Products, Inc. Pharmaset® Pill Dispenser.

Exhibits F1–F2 Practicdose Pill Dispenser.

Exhibits G1–G2 Pill Dispenser.

Exhibits H1–H3 SurgiChem Limited nomad® Pill Dispenser.

Exhibits I1–I3 Mediset ©Copyright ITEM Development AB Pill Dispenser.

\* cited by examiner

*Primary Examiner*—Catherine R. Oliver

(74) *Attorney, Agent, or Firm*—Merchant & Gould P.C.

(57) **CLAIM**

The ornamental design for monthly pill container with locking lids, as shown and described.

**DESCRIPTION**

FIG. 1 is a front view of the monthly pill container with locking lids according to the present invention, the container including seven rows of five openings, a sliding lid being associated with each row of openings;

FIG. 2 is a top view thereof;

FIG. 3 is a bottom view thereof;

FIG. 4 is a right side view thereof;

FIG. 5 is a left side view thereof;

FIG. 6 is a front view thereof with a lid of the container in a partially slid open position to provide viewing an opening associated with the lid;

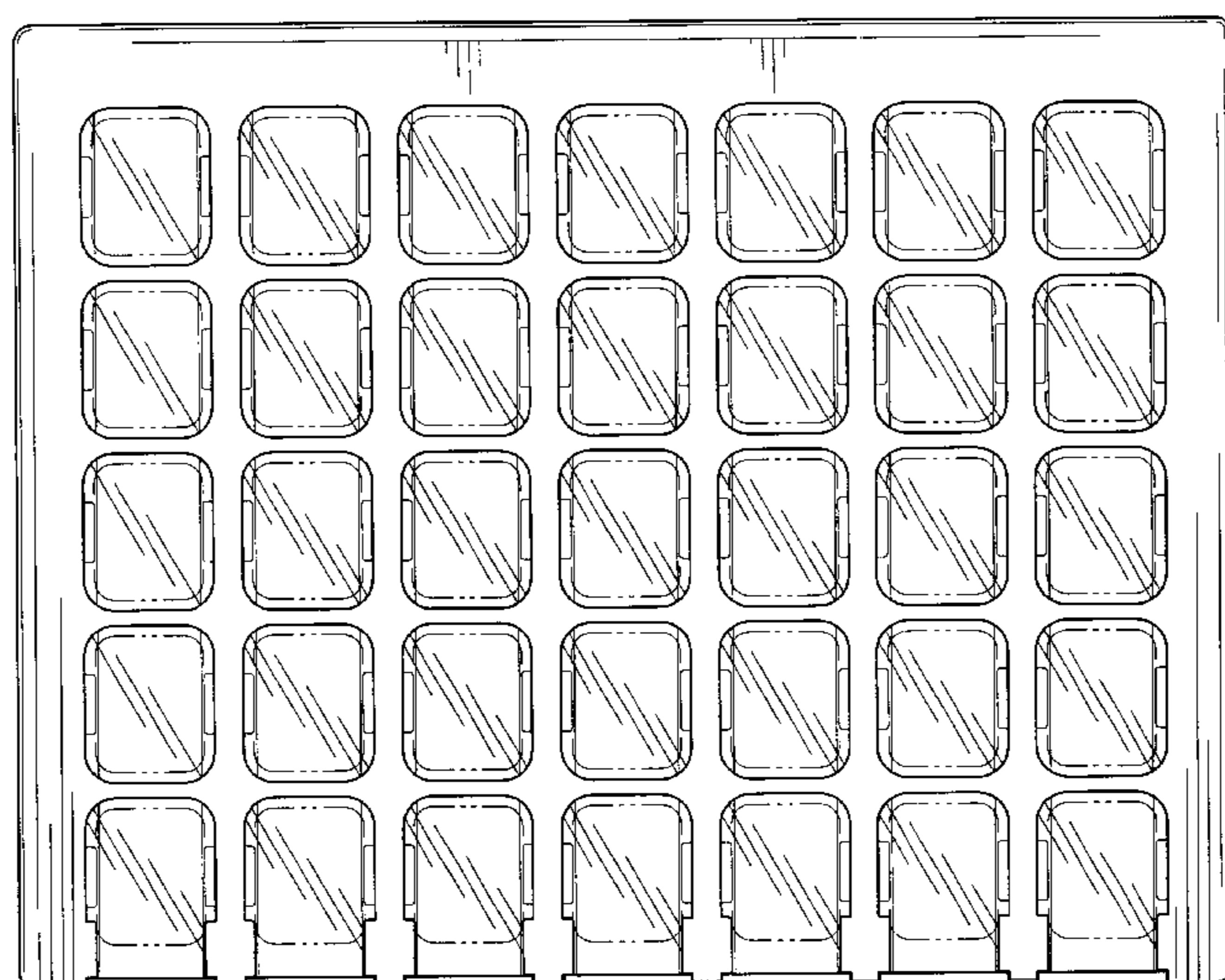
FIG. 7 is a right side view of the container shown in FIG. 6; and,

FIG. 8 is a left side view of the container shown in FIG. 1 with a sliding side door of the container in a partially open position.

Applicant disclaims details that would otherwise be shown in a back view of the container.

The broken line showing of environment in the drawings if for illustrative purposes only and forms no part of the claimed design.

**1 Claim, 4 Drawing Sheets**






FIG. 1

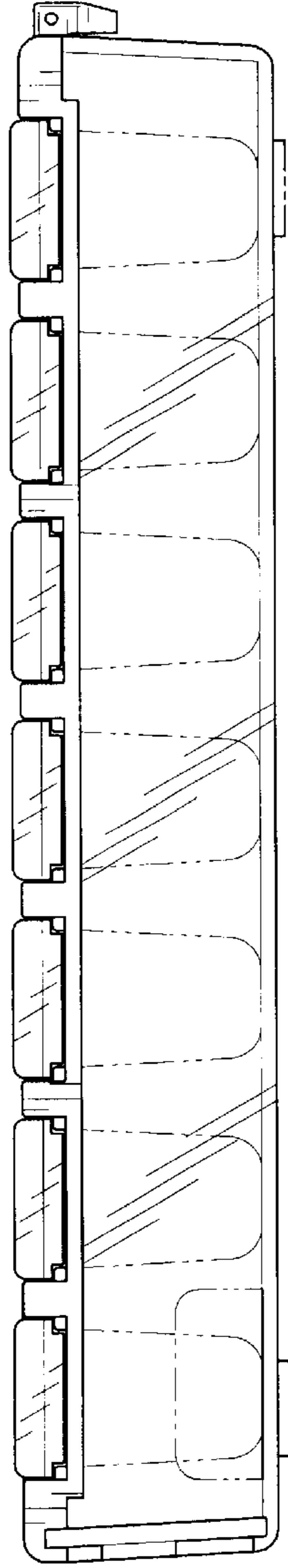


FIG. 2

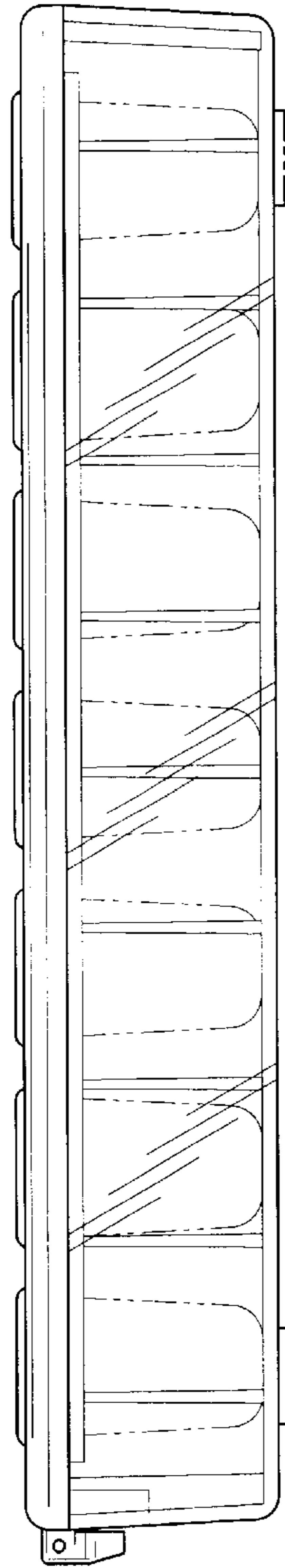


FIG. 3

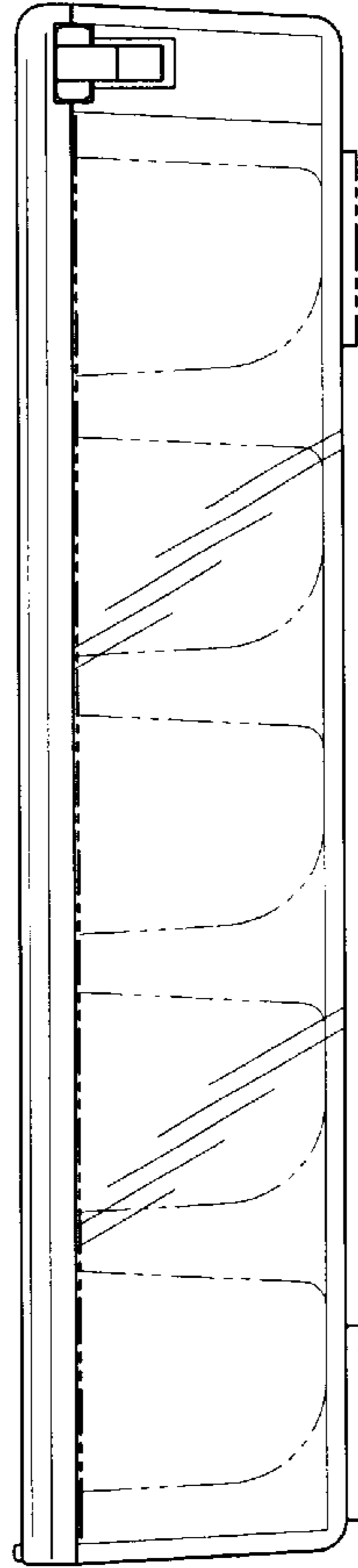


FIG. 4

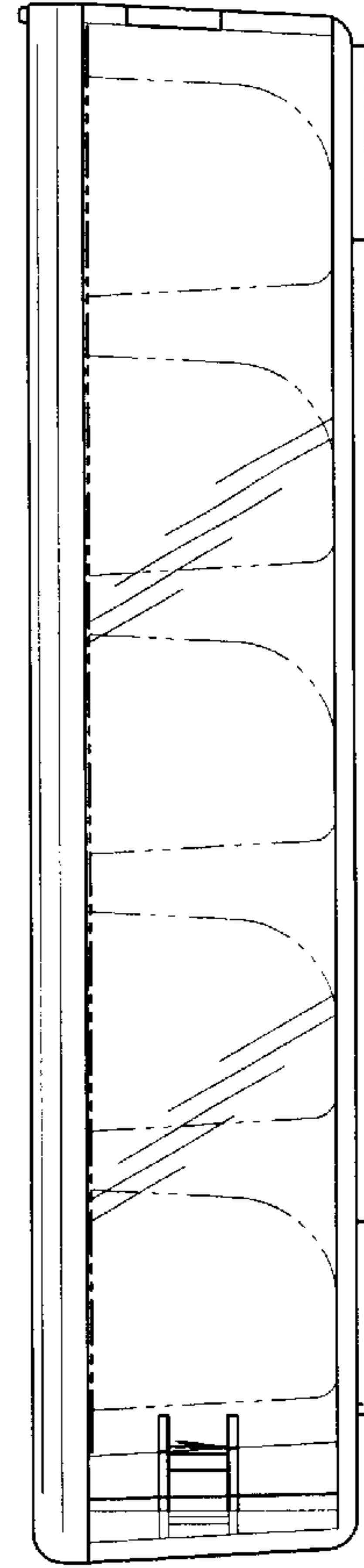


FIG. 5

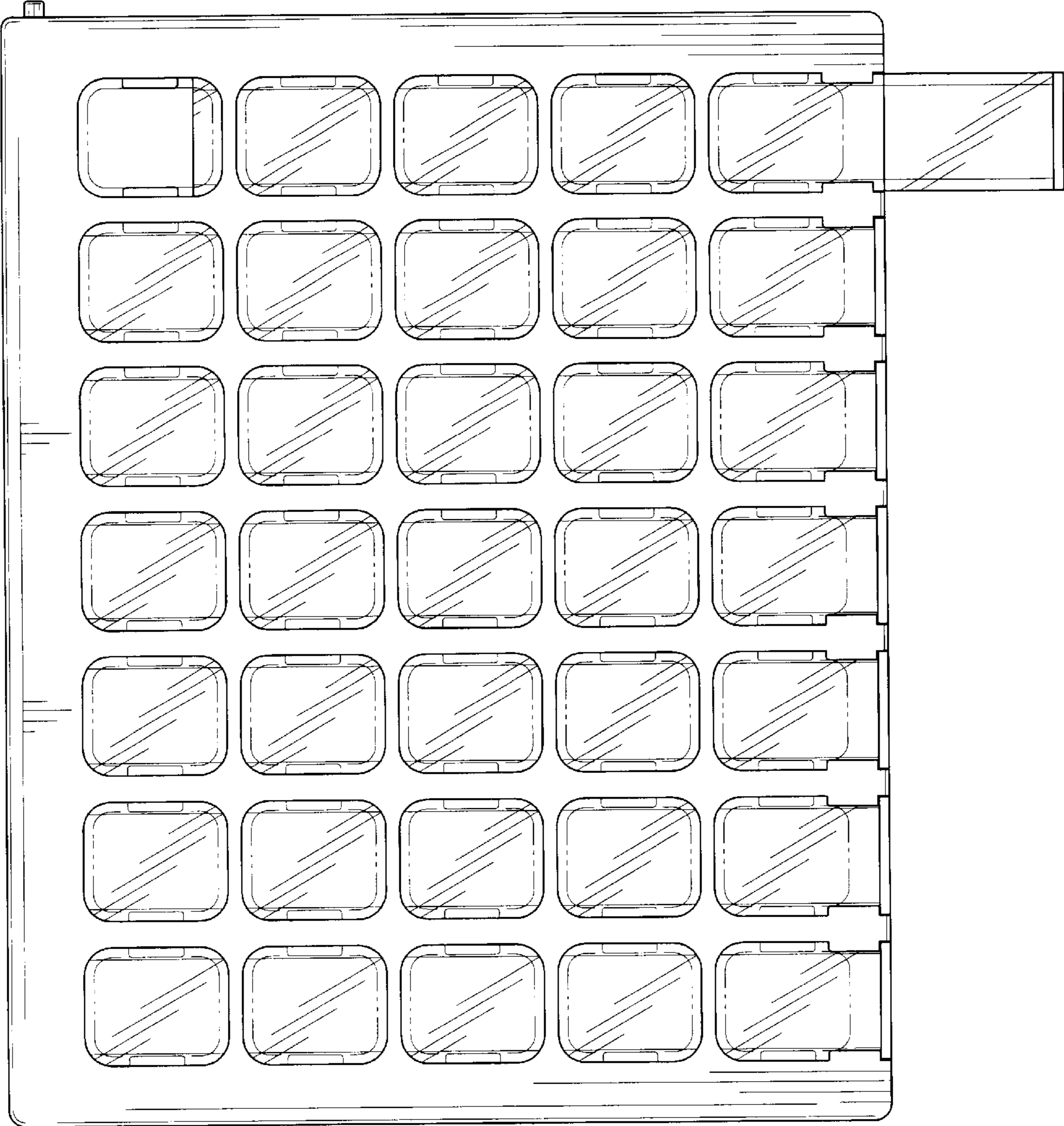


FIG.6

FIG. 7

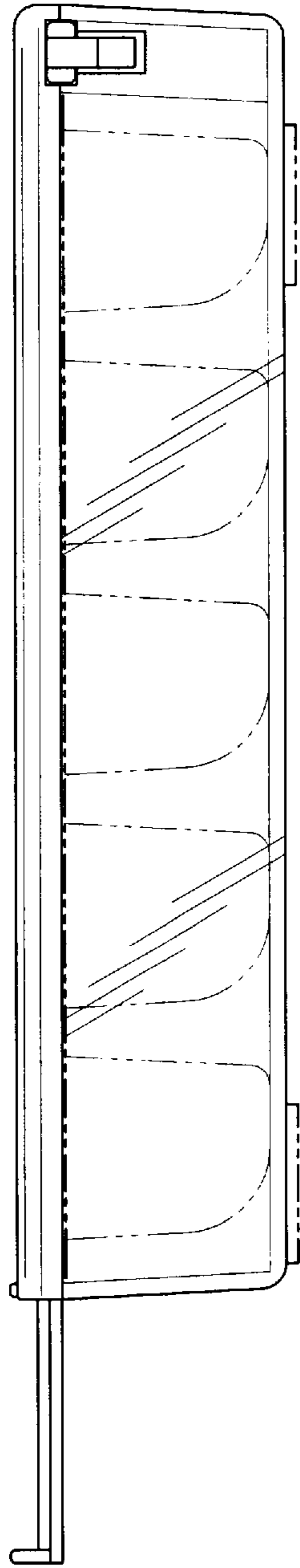
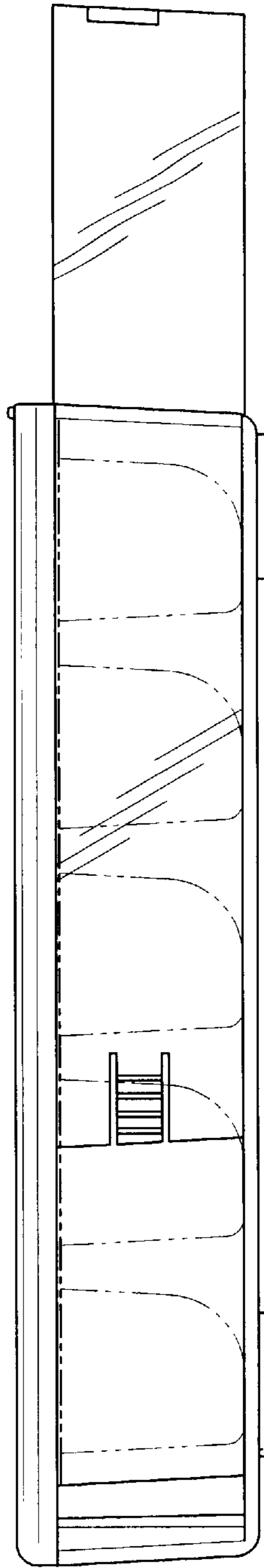


FIG. 8



UNITED STATES PATENT AND TRADEMARK OFFICE  
**CERTIFICATE OF CORRECTION**

PATENT NO. : Des. 526,478 S  
APPLICATION NO. : 29/224036  
DATED : August 15, 2006  
INVENTOR(S) : Priebe et al.

Page 1 of 1

It is certified that error appears in the above-identified patent and that said Letters Patent is hereby corrected as shown below:

TITLE PAGE, ITEM (56) References Cited, Foreign Patent Documents: Insert  
--EP 0519893 A1 06/1992--

Signed and Sealed this

Twenty-sixth Day of February, 2008

A handwritten signature in black ink that reads "Jon W. Dudas". The signature is written in a cursive style with a large, looped initial "J".

JON W. DUDAS

*Director of the United States Patent and Trademark Office*